



September 30, 2020

For more information, email trading_sales@tsx.com
 Visit our blog at <http://exchange.tmx.com/>

Indices	September 30 Close	Previous Close	Change	% Change
S&P/TSX Composite Index	16,121.38			%
S&P/TSX 60 Index	967.27			%
S&P/TSX Venture Composite	706.51			%
S&P/TSX Completion Index	961.28			%
S&P/TSX Smallcap Index	533.31			%

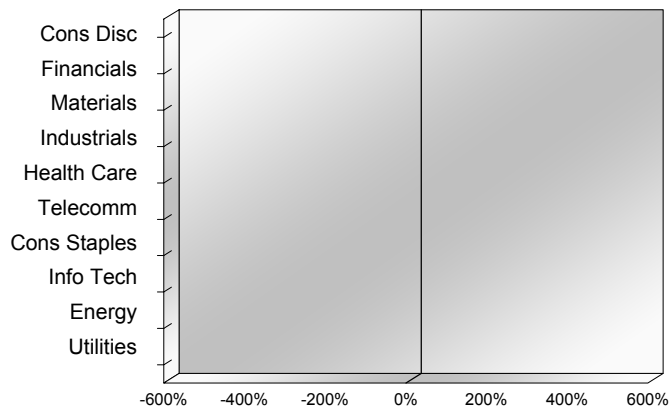
S&P/TSX Composite Index		
Advancers	Decliners	Unchanged
0	0	0

S&P/TSX Composite Index			
Top 10 Index Contributors		Top 10 Index Detractors	
Constituent	Index Contribution	Constituent	Index Contribution

S&P/TSX Composite Index			
Top 10 Advancers		Top 10 Decliners	
Constituent	Return	Constituent	Return
	%		%

S&P/TSX Composite Index				
Sector	# of Index Constituents	Weight	Market Cap (\$B)	Index Contribution
Consumer Discretionary	13	%	\$79.83	
Financials	26	%	\$646.48	
Materials	52	%	\$352.62	
Industrials	28	%	\$283.87	
Health Care	10	%	\$21.39	
Communication Services	7	%	\$118.33	
Consumer Staples	11	%	\$100.69	
Information Technology	10	%	\$234.46	
Energy	23	%	\$244.86	
Utilities	16	%	\$120.34	
S&P/TSX Composite Index	196	%	\$2,202.88	

S&P/TSX Composite Index - Sectors Returns



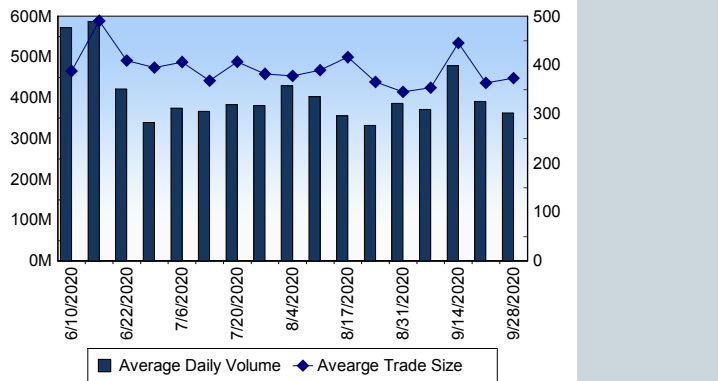
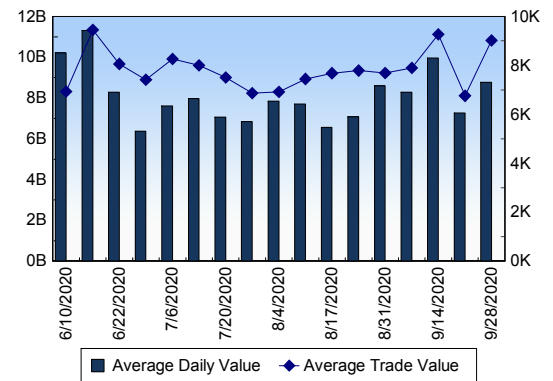
This report is published by TSX Inc. TSX Inc. does not guarantee either the completeness or the accuracy of this information. The information contained in this report is provided for informational purposes only and you agree not to rely upon the information contained in this report for any trading, business or financial purpose. These sheets are printed in Canada and issued by TSX Inc. under the express condition, to which everyone receiving or making use thereof assents, that no liability shall be incurred by TSX Inc. or its affiliated companies or any other vendor or donor, including, without limitation, for reliance on or for any errors or inaccuracies in this report. Neither TMX Group Limited, TSX Inc., nor any of their affiliated companies, guarantees the completeness of the information contained in this document and are not responsible for any errors or omission in or your use of, or reliance on, the information. This publication is under copyright. © 2015 TSX Inc. All rights reserved. Do not copy, distribute, sell or modify this publication without the prior written consent of TSX Inc. www.tmx.com/trading

TSX

Daily Volume	414,957,041
Daily Value	\$10,238,972,866
Daily Trades	1,059,119
Daily Symbols Traded	1,932

TSX ANONYMOUS TRADING

Daily Volume	143,125,142
Daily Value	\$3,981,256,982
Average Trade Size	324
% TSX Volume	34.49 %

TSX Volume**TSX Value (in Canadian Dollars)****Top 20 TSX Symbols by Volume**

Symbol	TSX Volume	TSX Value
NVA	17,862,839	\$10,911,823
BNS	15,442,568	\$855,463,243
BBD.B	8,620,987	\$2,883,962
ENB	7,721,653	\$301,745,341
K	7,196,568	\$84,577,048
AQN	7,139,833	\$137,929,506
TD	6,863,318	\$423,773,951
SU	6,804,511	\$111,612,219
OGC	6,597,591	\$13,376,250
TRP	6,307,665	\$354,086,017
CNQ	5,717,351	\$122,498,301
ABX	5,605,230	\$209,936,790
OMI	5,508,522	\$941,787
CM	5,187,246	\$517,406,521
LUN	5,026,068	\$37,239,823
XIU	4,982,905	\$122,302,955
AC	4,868,848	\$76,918,935
MFC	4,526,888	\$84,204,526
RY	4,507,228	\$422,124,079
POW	4,450,001	\$116,279,256

Top 20 TSX Symbols by Value

Symbol	TSX Volume	TSX Value
BNS	15,442,568	\$855,463,243
SHOP	380,991	\$521,169,914
CM	5,187,246	\$517,406,521
TD	6,863,318	\$423,773,951
RY	4,507,228	\$422,124,079
TRP	6,307,665	\$354,086,017
BMO	4,137,139	\$322,553,123
ENB	7,721,653	\$301,745,341
CNR	1,616,694	\$229,791,689
ABX	5,605,230	\$209,936,790
CP	486,256	\$197,615,728
KL	2,355,915	\$153,169,185
CSU	95,946	\$143,377,731
AQN	7,139,833	\$137,929,506
CNQ	5,717,351	\$122,498,301
XIU	4,982,905	\$122,302,955
POW	4,450,001	\$116,279,256
BCE	2,086,974	\$115,518,560
SU	6,804,511	\$111,612,219
NTR	2,107,948	\$110,063,205

ETF Trading

Daily Volume	27,377,404	Average Trade Value	\$12,097
Daily Value	\$566,187,875	Average Trade Size	585
# Trades	46,804	# of ETFs Traded	653

Top 10 ETFs by TSX Volume

Symbol	Market Volume	Market Value
XIU	4,982,905	\$122,302,955
HND	2,295,692	\$21,521,047
HNU	2,193,288	\$23,477,126
XGD	1,061,755	\$24,101,236
HGD	1,034,641	\$7,649,373
HSD	1,029,458	\$7,283,468
XEG	798,427	\$3,371,160
XSP	658,445	\$24,027,316
HXT	629,230	\$23,285,563
HQU	596,404	\$19,534,801

Top 10 ETFs by TSX Value

Symbol	Market Volume	Market Value
XIU	4,982,905	\$122,302,955
XGD	1,061,755	\$24,101,236
XSP	658,445	\$24,027,316
HNU	2,193,288	\$23,477,126
HXT	629,230	\$23,285,563
HND	2,295,692	\$21,521,047
HQU	596,404	\$19,534,801
XFN	537,399	\$17,993,506
ZSP	328,723	\$16,172,271
HGU	399,154	\$12,636,753

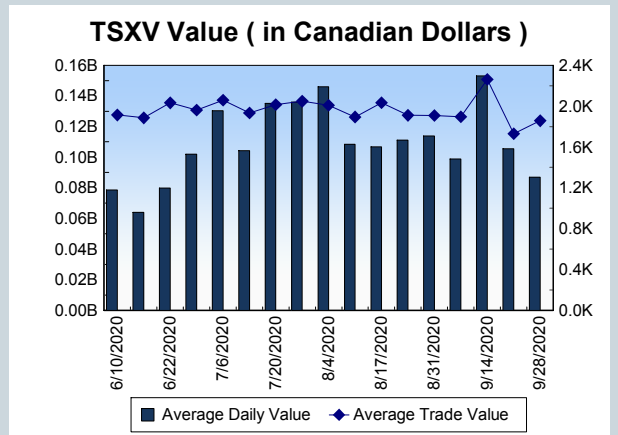
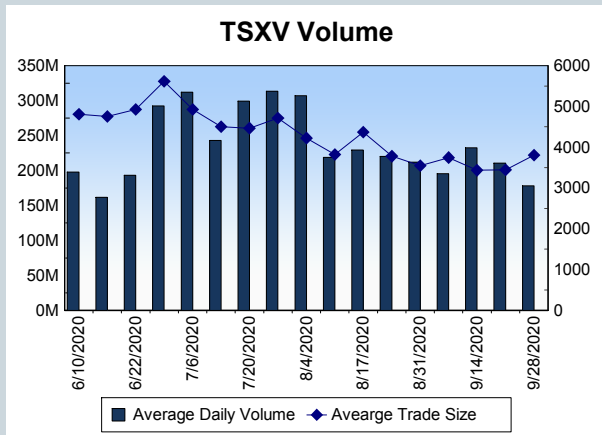
Block Trades 1,767	Non Block Trades 1,057,352
------------------------------	--------------------------------------

Top 5 Block Trade Brokers by Volume	
Broker	TSX Block Volume
NATIONAL BANK FINANCIAL	24,118,800
STIFEL NICOLAUS CANADA I	17,744,300
TD SECURITIES INC.	17,329,800
GOLDMAN SACHS CANADA I	13,049,100
RBC CAPITAL MARKETS	11,496,700

Top 5 Block Trade Symbols by Volume	
Symbol	TSX Block Volume
NVA	17,324,000
BNS	12,681,600
TRP	4,229,700
TD	4,094,900
CM	4,070,900

TSXV	
Daily Volume	180,132,762
Daily Value	\$82,411,355
Daily Trades	45,709
Daily Symbols Traded	1,105

TSXV ANONYMOUS TRADING	
Daily Volume	73,703,361
Daily Value	\$37,437,882
Average Trade Size	4,106
% TSXV Volume	40.92%



Top 20 TSXV Symbols by Volume		
Symbol	TSXV Volume	TSXV Value
AVCR	7,594,879	\$1,000,838
ELXR	5,868,900	\$59,294
HPQ	5,460,951	\$2,707,670
NSP	5,058,084	\$417,472
PDM	4,503,093	\$595,274
THRM	2,731,686	\$365,418
DM	2,551,332	\$314,027
TUF	2,493,908	\$198,493
RYO	2,214,997	\$188,520
SLVR	2,128,024	\$1,270,827
VPT	1,860,233	\$188,944
SOLR	1,773,508	\$53,083
CTS	1,660,623	\$3,509,484
ILI	1,655,750	\$96,270
TAL	1,424,648	\$266,707
NORA	1,392,998	\$204,567
NUG	1,374,938	\$191,703
EXRO	1,340,640	\$2,426,783
SURG	1,335,771	\$313,576
GNG	1,286,501	\$408,661

Top 20 TSXV Symbols by Value		
Symbol	TSXV Volume	TSXV Value
CTS	1,660,623	\$3,509,484
KNT	387,997	\$2,716,243
HPQ	5,460,951	\$2,707,670
EXRO	1,340,640	\$2,426,783
DOC	1,022,801	\$2,133,761
GBR	138,043	\$2,131,896
PGM	941,855	\$2,085,423
KDK	584,284	\$1,878,638
SLVR	2,128,024	\$1,270,827
SLS	282,853	\$1,233,513
XBC	275,048	\$1,165,503
DSV	644,164	\$1,144,626
PYR	275,184	\$1,130,925
HEO	713,523	\$1,107,518
GPV	68,558	\$1,031,433
AVCR	7,594,879	\$1,000,838
SLL	511,843	\$973,764
IPA	321,065	\$927,201
REG	482,749	\$747,862
NLC	911,868	\$703,326

Dark TSX/TSXV Trading			
Volume	17,061,900	Daily Trades	64,269
Value	458,212,894	Daily Symbols Traded	1,219