



November 5, 2020

For more information, email trading_sales@tsx.com
 Visit our blog at <http://exchange.tmx.com/>

Indices	November 5 Close	Previous Close	Change	% Change
S&P/TSX Composite Index	16,298.17			%
S&P/TSX 60 Index	968.52			%
S&P/TSX Venture Composite	727.43			%
S&P/TSX Completion Index	1,008.03			%
S&P/TSX Smallcap Index	563.35			%

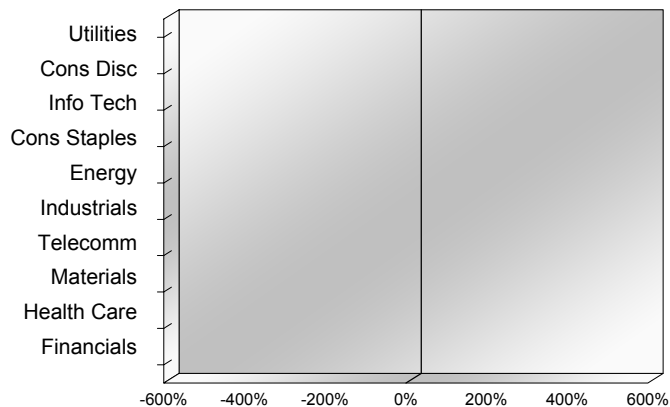
S&P/TSX Composite Index		
Advancers	Decliners	Unchanged
0	0	0

S&P/TSX Composite Index			
Top 10 Index Contributors		Top 10 Index Detractors	
Constituent	Index Contribution	Constituent	Index Contribution

S&P/TSX Composite Index			
Top 10 Advancers		Top 10 Decliners	
Constituent	Return	Constituent	Return
	%		%

S&P/TSX Composite Index				
Sector	# of Index Constituents	Weight	Market Cap (\$B)	Index Contribution
Utilities	16	%	\$122.36	
Consumer Discretionary	13	%	\$83.69	
Information Technology	10	%	\$233.12	
Consumer Staples	11	%	\$98.69	
Energy	23	%	\$237.92	
Industrials	28	%	\$287.57	
Communication Services	7	%	\$115.79	
Materials	52	%	\$365.59	
Health Care	10	%	\$24.52	
Financials	26	%	\$656.40	
S&P/TSX Composite Index	196	%	\$2,225.66	

S&P/TSX Composite Index - Sectors Returns



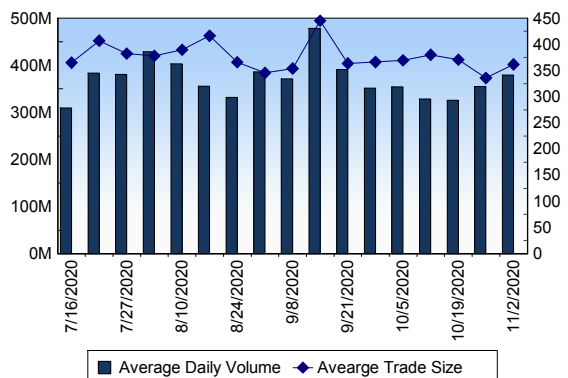
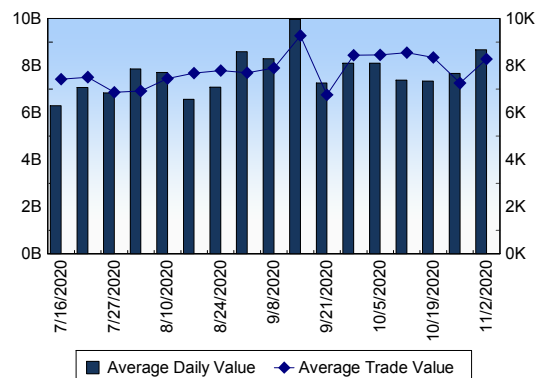
This report is published by TSX Inc. TSX Inc. does not guarantee either the completeness or the accuracy of this information. The information contained in this report is provided for informational purposes only and you agree not to rely upon the information contained in this report for any trading, business or financial purpose. These sheets are printed in Canada and issued by TSX Inc. under the express condition, to which everyone receiving or making use thereof assents, that no liability shall be incurred by TSX Inc. or its affiliated companies or any other vendor or donor, including, without limitation, for reliance on or for any errors or inaccuracies in this report. Neither TMX Group Limited, TSX Inc., nor any of their affiliated companies, guarantees the completeness of the information contained in this document and are not responsible for any errors or omission in or your use of, or reliance on, the information. This publication is under copyright. © 2015 TSX Inc. All rights reserved. Do not copy, distribute, sell or modify this publication without the prior written consent of TSX Inc. www.tmx.com/trading

TSX

Daily Volume	467,404,435
Daily Value	\$9,871,715,197
Daily Trades	1,246,114
Daily Symbols Traded	1,930

TSX ANONYMOUS TRADING

Daily Volume	167,024,147
Daily Value	\$3,380,554,357
Average Trade Size	302
% TSX Volume	35.73 %

TSX Volume**TSX Value (in Canadian Dollars)****Top 20 TSX Symbols by Volume**

Symbol	TSX Volume	TSX Value
ENB	19,447,101	\$722,486,321
ACB	17,931,751	\$132,301,345
SU	10,403,464	\$161,883,175
APHA	9,994,435	\$70,956,787
BBD.B	8,705,648	\$2,566,097
K	7,507,665	\$86,274,543
MFC	7,297,557	\$137,941,070
HEXO	7,247,936	\$6,613,894
XIU	6,681,345	\$163,611,229
YRI	6,238,051	\$48,272,230
ABX	6,104,285	\$232,691,890
TD	6,035,193	\$360,371,129
CVE	5,882,912	\$28,073,081
AC	5,641,310	\$90,163,529
CNQ	5,637,443	\$124,626,018
BTO	5,394,731	\$48,291,845
TOU	5,003,388	\$93,602,518
NGD	4,932,819	\$13,060,742
TV	4,229,978	\$635,337
PPL	4,054,041	\$115,964,267

Top 20 TSX Symbols by Value

Symbol	TSX Volume	TSX Value
ENB	19,447,101	\$722,486,321
TD	6,035,193	\$360,371,129
RY	3,588,720	\$346,585,361
BMO	3,720,667	\$306,129,577
SHOP	191,241	\$256,457,725
CM	2,298,210	\$234,722,362
ABX	6,104,285	\$232,691,890
XIU	6,681,345	\$163,611,229
SU	10,403,464	\$161,883,175
WPM	2,442,630	\$156,755,144
BCE	2,917,528	\$156,501,407
AEM	1,426,123	\$154,637,512
CNR	1,129,376	\$154,017,505
MFC	7,297,557	\$137,941,070
ACB	17,931,751	\$132,301,345
BAM.A	3,013,291	\$131,889,092
CP	309,029	\$128,748,915
CNQ	5,637,443	\$124,626,018
BNS	2,059,066	\$116,937,967
PPL	4,054,041	\$115,964,267

ETF Trading

Daily Volume	34,080,348	Average Trade Value	\$12,580
Daily Value	\$719,423,101	Average Trade Size	596
# Trades	57,189	# of ETFs Traded	688

Top 10 ETFs by TSX Volume

Symbol	Market Volume	Market Value
XIU	6,681,345	\$163,611,229
HNU	2,960,669	\$30,182,632
XSP	1,764,859	\$67,157,535
HGD	1,661,992	\$11,429,255
HND	1,560,215	\$13,987,380
XGD	1,319,173	\$30,692,045
HSD	1,226,023	\$7,817,390
XEG	1,100,276	\$4,763,503
ZEB	904,137	\$23,235,464
DLR	817,022	\$10,766,071

Top 10 ETFs by TSX Value

Symbol	Market Volume	Market Value
XIU	6,681,345	\$163,611,229
XSP	1,764,859	\$67,157,535
XGD	1,319,173	\$30,692,045
HNU	2,960,669	\$30,182,632
ZEB	904,137	\$23,235,464
HXT	530,847	\$19,644,477
HQU	503,962	\$18,076,322
XQQ	177,834	\$16,816,637
HGU	521,735	\$16,664,288
HND	1,560,215	\$13,987,380

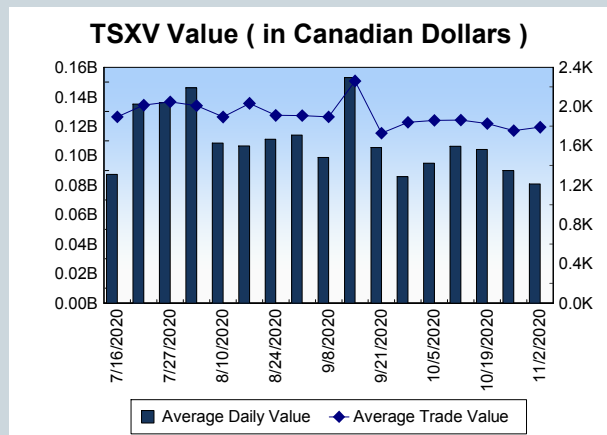
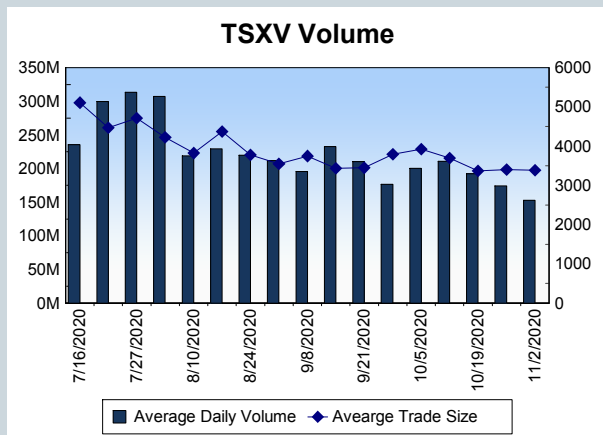
Block Trades	Non Block Trades
930	1,245,184

Top 5 Block Trade Brokers by Volume	
Broker	TSX Block Volume
RBC CAPITAL MARKETS	37,087,700
SCOTIA CAPITAL INC.	24,672,200
NATIONAL BANK FINANCIAL	12,461,000
TD SECURITIES INC.	10,241,200
CIBC WORLD MARKETS INC.	7,195,100

Top 5 Block Trade Symbols by Volume	
Symbol	TSX Block Volume
ENB	15,328,400
SU	5,134,200
MFC	3,706,800
XIU	3,650,700
PPL	3,075,700

TSXV	
Daily Volume	201,763,861
Daily Value	\$113,201,009
Daily Trades	60,097
Daily Symbols Traded	1,181

TSXV ANONYMOUS TRADING	
Daily Volume	95,444,363
Daily Value	\$55,376,081
Average Trade Size	3,792
% TSXV Volume	47.30%



Top 20 TSXV Symbols by Volume		
Symbol	TSXV Volume	TSXV Value
HIVE	3,344,678	\$1,767,781
XLY	2,934,198	\$789,465
DOC	2,841,408	\$8,409,044
ZONE	2,836,500	\$101,190
ABRA	2,573,818	\$886,858
THRM	2,569,214	\$263,808
NUMI	2,405,846	\$1,172,035
CSTR	2,325,636	\$135,719
SEV	2,154,328	\$57,372
LAB	2,139,928	\$1,073,920
KEN	1,938,350	\$87,226
NOU	1,853,907	\$813,473
ARIC	1,764,828	\$246,160
NXS	1,715,285	\$102,802
MTH	1,515,800	\$90,685
DMGI	1,511,459	\$168,888
VPT	1,485,575	\$144,284
DSV	1,465,595	\$2,749,337
EAST	1,397,000	\$29,135
TCI	1,391,000	\$27,820

Top 20 TSXV Symbols by Value		
Symbol	TSXV Volume	TSXV Value
DOC	2,841,408	\$8,409,044
KNT	696,829	\$5,191,869
XBC	527,460	\$2,876,617
DSV	1,465,595	\$2,749,337
GBR	145,431	\$2,322,685
RUP	393,778	\$2,088,257
PGM	885,933	\$2,070,305
CTS	704,668	\$1,931,361
HIVE	3,344,678	\$1,767,781
NVO	469,300	\$1,687,679
BCM	507,480	\$1,621,373
NFG	324,446	\$1,403,675
IPA	660,145	\$1,384,790
PVT	138,195	\$1,323,736
NUMI	2,405,846	\$1,172,035
FD	101,857	\$1,160,443
MTA	102,024	\$1,157,668
AUN	1,196,630	\$1,134,411
BABY	468,290	\$1,119,044
EXRO	402,421	\$1,103,771

Dark TSX/TSXV Trading			
Volume	19,135,460	Daily Trades	70,115
Value	497,084,099	Daily Symbols Traded	1,232