



November 6, 2020

For more information, email trading_sales@tsx.com
 Visit our blog at <http://exchange.tmx.com/>

Indices	November 6 Close	Previous Close	Change	% Change
S&P/TSX Composite Index	16,282.83			%
S&P/TSX 60 Index	966.87			%
S&P/TSX Venture Composite	742.29			%
S&P/TSX Completion Index	1,009.95			%
S&P/TSX Smallcap Index	565.69			%

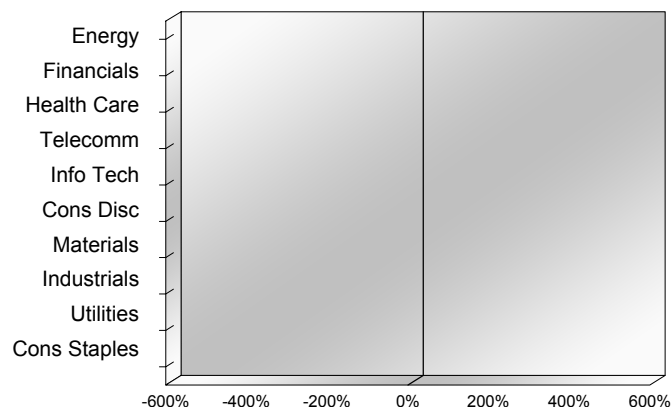
S&P/TSX Composite Index		
Advancers	Decliners	Unchanged
0	0	0

S&P/TSX Composite Index			
Top 10 Index Contributors		Top 10 Index Detractors	
Constituent	Index Contribution	Constituent	Index Contribution

S&P/TSX Composite Index			
Top 10 Advancers		Top 10 Decliners	
Constituent	Return	Constituent	Return
	%		%

S&P/TSX Composite Index				
Sector	# of Index Constituents	Weight	Market Cap (\$B)	Index Contribution
Energy	23	%	\$230.81	
Financials	26	%	\$655.21	
Health Care	10	%	\$25.75	
Communication Services	7	%	\$115.96	
Information Technology	10	%	\$235.60	
Consumer Discretionary	13	%	\$83.50	
Materials	52	%	\$365.53	
Industrials	28	%	\$288.51	
Utilities	16	%	\$123.41	
Consumer Staples	11	%	\$99.38	
S&P/TSX Composite Index	196	%	\$2,223.65	

S&P/TSX Composite Index - Sectors Returns



This report is published by TSX Inc. TSX Inc. does not guarantee either the completeness or the accuracy of this information. The information contained in this report is provided for informational purposes only and you agree not to rely upon the information contained in this report for any trading, business or financial purpose. These sheets are printed in Canada and issued by TSX Inc. under the express condition, to which everyone receiving or making use thereof assents, that no liability shall be incurred by TSX Inc. or its affiliated companies or any other vendor or donor, including, without limitation, for reliance on or for any errors or inaccuracies in this report. Neither TMX Group Limited, TSX Inc., nor any of their affiliated companies, guarantees the completeness of the information contained in this document and are not responsible for any errors or omission in or your use of, or reliance on, the information. This publication is under copyright. © 2015 TSX Inc. All rights reserved. Do not copy, distribute, sell or modify this publication without the prior written consent of TSX Inc. www.tmx.com/trading

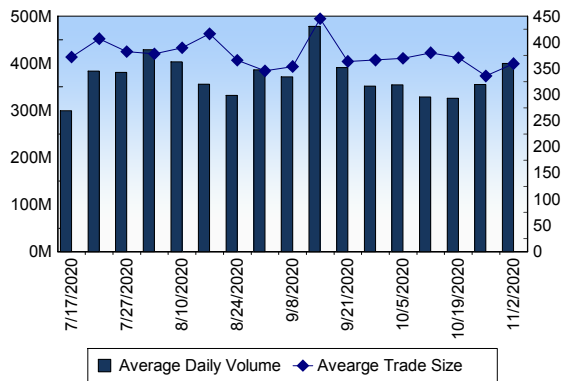
TSX

Daily Volume	482,719,102
Daily Value	\$8,749,927,414
Daily Trades	1,372,819
Daily Symbols Traded	1,922

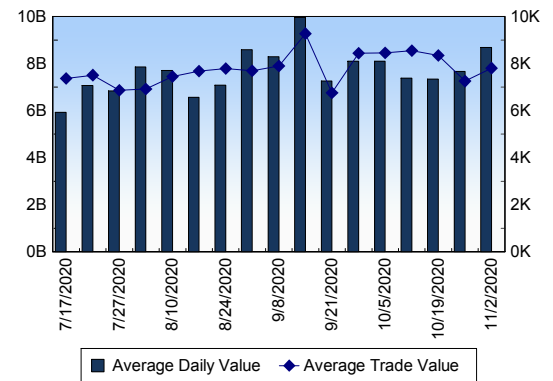
TSX ANONYMOUS TRADING

Daily Volume	180,359,291
Daily Value	\$3,551,158,428
Average Trade Size	326
% TSX Volume	37.36 %

TSX Volume



TSX Value (in Canadian Dollars)



Top 20 TSX Symbols by Volume

Symbol	TSX Volume	TSX Value
ACB	48,392,722	\$638,926,201
HEXO	22,818,659	\$26,711,715
ENB	18,106,106	\$659,459,120
APHA	16,488,962	\$124,224,846
ZENA	12,323,962	\$826,793
TGOD	10,605,990	\$3,203,966
SU	8,214,579	\$126,295,017
CRON	7,479,118	\$74,610,109
OGI	6,812,577	\$15,154,085
FIRE	6,734,588	\$989,672
WEED	6,320,622	\$194,903,102
ABX	6,194,922	\$233,884,774
TD	5,916,953	\$352,054,927
MFC	5,683,902	\$107,192,678
PPL	4,711,857	\$127,355,842
XIU	3,939,513	\$96,453,302
BIR	3,771,597	\$7,109,226
BMO	3,723,954	\$303,258,384
BBD.B	3,422,823	\$1,002,972
EFN	3,348,110	\$43,986,091

Top 20 TSX Symbols by Value

Symbol	TSX Volume	TSX Value
ENB	18,106,106	\$659,459,120
ACB	48,392,722	\$638,926,201
TD	5,916,953	\$352,054,927
BMO	3,723,954	\$303,258,384
ABX	6,194,922	\$233,884,774
RY	2,347,759	\$227,058,272
SHOP	148,020	\$198,929,666
WEED	6,320,622	\$194,903,102
BNS	3,176,681	\$179,684,632
BCE	3,179,955	\$168,556,567
PPL	4,711,857	\$127,355,842
SU	8,214,579	\$126,295,017
APHA	16,488,962	\$124,224,846
CM	1,221,775	\$123,904,956
CNR	878,353	\$120,394,840
TRP	2,148,143	\$110,241,649
MFC	5,683,902	\$107,192,678
CSU	62,713	\$97,492,358
BAM.A	2,234,315	\$97,089,014
XIU	3,939,513	\$96,453,302

ETF Trading

Daily Volume	23,447,608	Average Trade Value	\$10,414
Daily Value	\$485,516,235	Average Trade Size	503
# Trades	46,623	# of ETFs Traded	675

Top 10 ETFs by TSX Volume

Symbol	Market Volume	Market Value
XIU	3,939,513	\$96,453,302
HNU	1,908,455	\$18,139,226
HND	1,446,084	\$13,981,612
HMMJ	1,189,545	\$9,179,730
XSP	970,905	\$36,820,853
ZEB	827,989	\$21,156,210
HQD	792,587	\$4,594,275
HGD	735,696	\$4,985,085
HSD	695,744	\$4,456,274
XGD	667,262	\$15,643,042

Top 10 ETFs by TSX Value

Symbol	Market Volume	Market Value
XIU	3,939,513	\$96,453,302
XSP	970,905	\$36,820,853
ZEB	827,989	\$21,156,210
HNU	1,908,455	\$18,139,226
XGD	667,262	\$15,643,042
ZSP	309,660	\$15,601,279
HND	1,446,084	\$13,981,612
HXT	320,910	\$11,875,741
HQU	312,936	\$11,158,916
XQQ	100,247	\$9,441,477

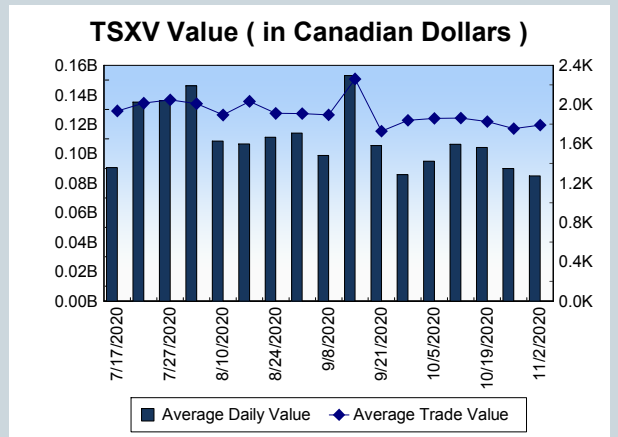
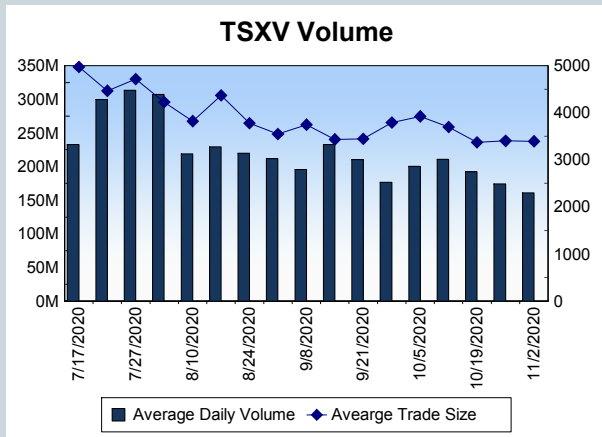
Block Trades	Non Block Trades
859	1,371,960

Top 5 Block Trade Brokers by Volume	
Broker	TSX Block Volume
RBC CAPITAL MARKETS	14,545,600
GOLDMAN SACHS CANADA I	13,996,700
MORGAN STANLEY CANADA	13,111,400
NATIONAL BANK FINANCIAL	11,903,300
TD SECURITIES INC.	11,768,600

Top 5 Block Trade Symbols by Volume	
Symbol	TSX Block Volume
ENB	11,242,100
SU	3,751,000
TD	3,378,300
MFC	3,046,500
BMO	2,674,600

TSXV	
Daily Volume	193,398,225
Daily Value	\$101,474,418
Daily Trades	56,503
Daily Symbols Traded	1,164

TSXV ANONYMOUS TRADING	
Daily Volume	86,211,350
Daily Value	\$47,441,679
Average Trade Size	3,944
% TSXV Volume	44.58%



Top 20 TSXV Symbols by Volume		
Symbol	TSXV Volume	TSXV Value
SUGR	6,899,433	\$256,398
ABRA	4,223,756	\$1,443,050
XLY	3,626,120	\$1,104,265
SVE	2,474,655	\$2,018,119
HIVE	2,416,934	\$1,285,367
N	2,368,976	\$600,043
RTI	2,156,495	\$230,361
GRN	1,947,974	\$1,200,774
KHRN	1,945,738	\$1,043,935
DOC	1,848,084	\$5,299,743
EMR	1,791,878	\$271,764
KTN	1,689,742	\$733,612
NXS	1,635,224	\$98,071
HVT	1,550,381	\$103,682
AXIS	1,549,500	\$398,723
THRM	1,438,457	\$133,787
VISN	1,380,606	\$269,926
KS	1,336,410	\$109,392
LAT	1,296,100	\$56,069
MIT	1,254,570	\$25,096

Top 20 TSXV Symbols by Value		
Symbol	TSXV Volume	TSXV Value
DOC	1,848,084	\$5,299,743
KNT	427,838	\$3,227,004
DSV	1,221,239	\$2,518,222
SVE	2,474,655	\$2,018,119
MTA	154,280	\$1,983,455
XBC	318,174	\$1,739,627
GBR	96,972	\$1,598,922
PGM	633,381	\$1,507,495
SLS	271,018	\$1,445,625
ABRA	4,223,756	\$1,443,050
FD	117,116	\$1,415,714
EXRO	485,528	\$1,414,455
FSX	406,489	\$1,350,360
ZEN	841,486	\$1,306,902
HIVE	2,416,934	\$1,285,367
STC	474,096	\$1,283,178
GRN	1,947,974	\$1,200,774
RUP	217,020	\$1,177,798
XLY	3,626,120	\$1,104,265
BNCH	860,312	\$1,065,004

Dark TSX/TSXV Trading			
Volume	20,337,740	Daily Trades	71,736
Value	459,461,300	Daily Symbols Traded	1,210