



November 11, 2020

For more information, email [trading\\_sales@tsx.com](mailto:trading_sales@tsx.com)  
 Visit our blog at <http://exchange.tmx.com/>

Indices	November 11 Close	Previous Close	Change	% Change
S&P/TSX Composite Index	16,774.14			%
S&P/TSX 60 Index	1,003.13			%
S&P/TSX Venture Composite	728.25			%
S&P/TSX Completion Index	1,012.90			%
S&P/TSX Smallcap Index	581.94			%

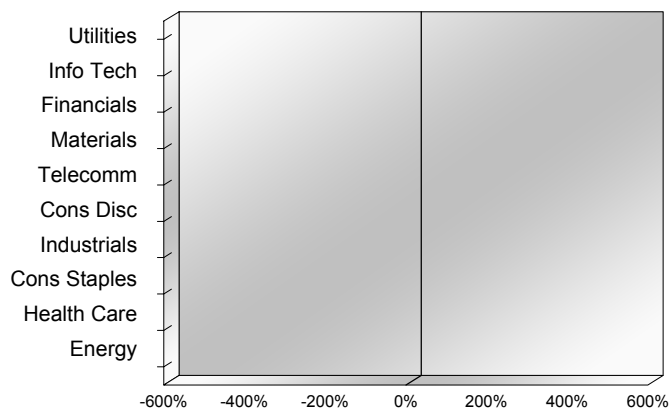
S&P/TSX Composite Index		
<b>Advancers</b>	<b>Decliners</b>	<b>Unchanged</b>
0	0	0

S&P/TSX Composite Index			
Top 10 Index Contributors		Top 10 Index Detractors	
Constituent	Index Contribution	Constituent	Index Contribution

S&P/TSX Composite Index			
Top 10 Advancers		Top 10 Decliners	
Constituent	Return	Constituent	Return
	%		%

S&P/TSX Composite Index				
Sector	# of Index Constituents	Weight	Market Cap (\$B)	Index Contribution
Utilities	16	%	\$126.30	
Information Technology	10	%	\$221.23	
Financials	26	%	\$701.01	
Materials	52	%	\$337.54	
Communication Services	7	%	\$123.60	
Consumer Discretionary	13	%	\$89.10	
Industrials	28	%	\$296.82	
Consumer Staples	11	%	\$98.40	
Health Care	10	%	\$27.16	
Energy	23	%	\$266.15	
<b>S&amp;P/TSX Composite Index</b>	<b>196</b>	<b>%</b>	<b>\$2,287.32</b>	

S&P/TSX Composite Index - Sectors Returns



This report is published by TSX Inc. TSX Inc. does not guarantee either the completeness or the accuracy of this information. The information contained in this report is provided for informational purposes only and you agree not to rely upon the information contained in this report for any trading, business or financial purpose. These sheets are printed in Canada and issued by TSX Inc. under the express condition, to which everyone receiving or making use thereof assents, that no liability shall be incurred by TSX Inc. or its affiliated companies or any other vendor or donor, including, without limitation, for reliance on or for any errors or inaccuracies in this report. Neither TMX Group Limited, TSX Inc., nor any of their affiliated companies, guarantees the completeness of the information contained in this document and are not responsible for any errors or omission in or your use of, or reliance on, the information. This publication is under copyright. © 2015 TSX Inc. All rights reserved. Do not copy, distribute, sell or modify this publication without the prior written consent of TSX Inc. [www.tmx.com/trading](http://www.tmx.com/trading)

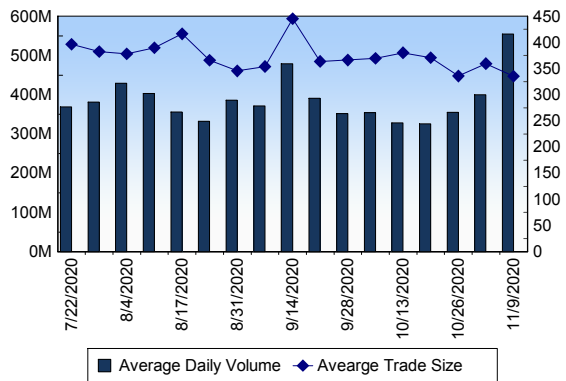
## TSX

Daily Volume	426,188,333
Daily Value	\$9,910,968,869
Daily Trades	1,241,004
Daily Symbols Traded	1,921

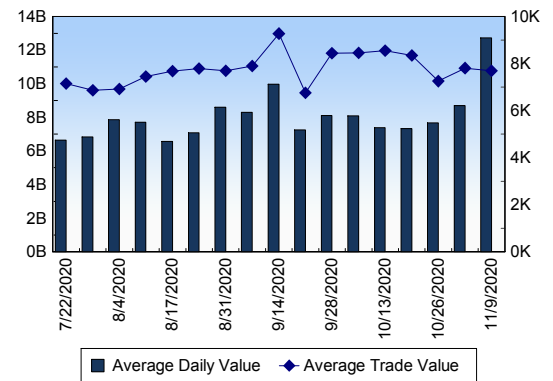
## TSX ANONYMOUS TRADING

Daily Volume	174,326,341
Daily Value	\$4,573,378,421
Average Trade Size	306
% TSX Volume	40.90 %

### TSX Volume



### TSX Value ( in Canadian Dollars )



### Top 20 TSX Symbols by Volume

Symbol	TSX Volume	TSX Value
ACB	17,886,162	\$171,237,218
ENB	10,355,566	\$412,340,070
SU	8,756,364	\$167,965,264
CNQ	7,958,671	\$221,837,904
TD	7,078,001	\$459,502,406
BNS	6,634,429	\$408,111,206
K	6,474,173	\$64,922,136
AC	6,208,847	\$122,158,951
MFC	6,164,380	\$133,692,158
CVE	5,691,002	\$32,874,710
GC	5,555,077	\$216,567,786
CPG	5,277,314	\$11,078,630
WCP	4,585,439	\$13,990,317
BTO	4,526,964	\$34,941,764
ABX	4,498,436	\$150,648,468
XIU	4,105,726	\$104,046,174
BBD.B	3,844,372	\$1,152,813
HEXO	3,698,901	\$3,726,606
BTE	3,413,612	\$1,874,901
VET	3,373,371	\$15,277,957

### Top 20 TSX Symbols by Value

Symbol	TSX Volume	TSX Value
TD	7,078,001	\$459,502,406
ENB	10,355,566	\$412,340,070
BNS	6,634,429	\$408,111,206
CM	3,226,751	\$343,540,631
RY	3,101,927	\$310,821,816
BMO	3,160,503	\$276,621,021
CNQ	7,958,671	\$221,837,904
GC	5,555,077	\$216,567,786
SHOP	162,805	\$197,645,778
CNR	1,361,564	\$194,033,060
ACB	17,886,162	\$171,237,218
SU	8,756,364	\$167,965,264
BAM.A	3,056,952	\$151,052,141
ABX	4,498,436	\$150,648,468
CP	348,309	\$149,735,309
MFC	6,164,380	\$133,692,158
TRP	2,283,797	\$127,169,422
FNV	703,842	\$122,621,756
AC	6,208,847	\$122,158,951
MG	1,445,494	\$114,141,679

## ETF Trading

Daily Volume	23,463,893	Average Trade Value	\$11,006
Daily Value	\$492,071,411	Average Trade Size	525
# Trades	44,708	# of ETFs Traded	655

### Top 10 ETFs by TSX Volume

Symbol	Market Volume	Market Value
XIU	4,105,726	\$104,046,174
HNU	2,295,833	\$22,844,181
HND	1,699,632	\$15,671,560
ZEB	986,728	\$26,750,570
XEG	891,089	\$4,558,338
HSD	578,961	\$3,567,579
ZSP	484,115	\$24,817,733
XGD	481,379	\$10,096,252
HQD	454,757	\$2,711,432
HQU	384,088	\$13,235,691

### Top 10 ETFs by TSX Value

Symbol	Market Volume	Market Value
XIU	4,105,726	\$104,046,174
ZEB	986,728	\$26,750,570
ZSP	484,115	\$24,817,733
HNU	2,295,833	\$22,844,181
HND	1,699,632	\$15,671,560
XQQ	143,841	\$13,381,505
HQU	384,088	\$13,235,691
ZQQ	135,679	\$11,714,039
XSP	271,039	\$10,471,454
XFN	285,467	\$10,362,263

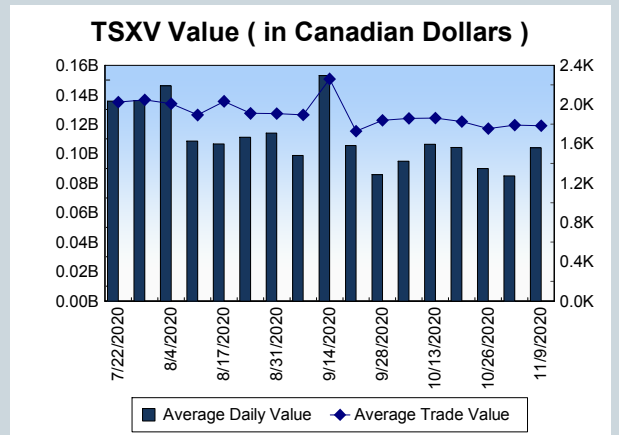
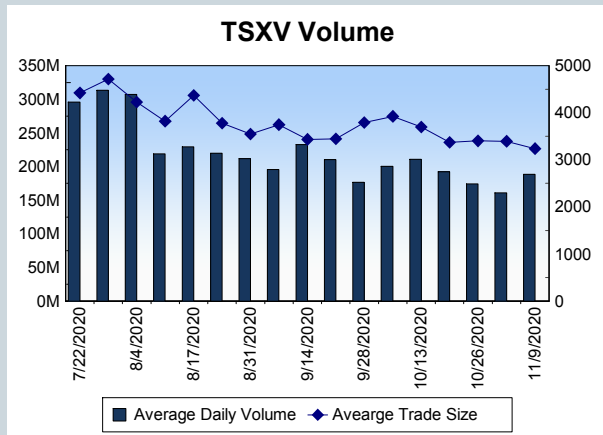
<b>Block Trades</b>	<b>Non Block Trades</b>
1,089	1,239,915

Top 5 Block Trade Brokers by Volume	
Broker	TSX Block Volume
NATIONAL BANK FINANCIAL	23,858,800
GOLDMAN SACHS CANADA I	18,768,600
TD SECURITIES INC.	12,856,100
RBC CAPITAL MARKETS	12,579,700
MORGAN STANLEY CANADA	8,707,600

Top 5 Block Trade Symbols by Volume	
Symbol	TSX Block Volume
ENB	4,423,000
BNS	3,988,300
K	3,776,600
TD	3,705,100
SU	3,132,500

TSXV	
Daily Volume	146,621,545
Daily Value	\$78,615,812
Daily Trades	42,217
Daily Symbols Traded	1,111

TSXV ANONYMOUS TRADING	
Daily Volume	62,073,680
Daily Value	\$37,383,380
Average Trade Size	3,590
% TSXV Volume	42.34%



Top 20 TSXV Symbols by Volume		
Symbol	TSXV Volume	TSXV Value
DAC	4,157,150	\$180,567
RTM	3,628,187	\$691,661
DEC	3,014,725	\$167,875
MTRX	2,883,489	\$1,453,553
KES	2,554,825	\$599,825
EHT	2,248,570	\$72,865
CTS	2,234,842	\$7,170,405
MTB	2,172,173	\$646,505
DAU	1,862,900	\$339,499
NED	1,637,486	\$124,102
HIVE	1,617,716	\$827,240
NGY	1,530,267	\$68,217
DOC	1,361,047	\$3,578,147
UCM.H	1,330,050	\$139,827
ATE	1,247,620	\$498,220
BTR	1,244,573	\$1,513,008
IVI	1,223,070	\$24,562
PDM	1,221,681	\$214,287
XLY	1,162,892	\$366,344
GRN	1,155,348	\$794,410

Top 20 TSXV Symbols by Value		
Symbol	TSXV Volume	TSXV Value
CTS	2,234,842	\$7,170,405
DOC	1,361,047	\$3,578,147
ITR	620,764	\$2,793,532
XBC	332,240	\$1,744,479
KNT	229,224	\$1,700,446
PVT	175,516	\$1,598,245
BTR	1,244,573	\$1,513,008
MTRX	2,883,489	\$1,453,553
ARTG	248,228	\$1,250,614
NFG	271,086	\$1,180,485
DSV	577,166	\$1,116,130
STC	376,416	\$1,033,538
HIVE	1,617,716	\$827,240
GRN	1,155,348	\$794,410
PTQ	503,187	\$784,976
BABY	288,977	\$783,159
SLS	140,812	\$767,796
PGM	338,547	\$750,991
AUN	707,598	\$736,575
FD	58,520	\$724,843

Dark TSX/TSXV Trading			
Volume	19,846,780	Daily Trades	82,301
Value	544,491,979	Daily Symbols Traded	1,227