



November 13, 2020

For more information, email trading_sales@tsx.com
 Visit our blog at <http://exchange.tmx.com/>

Indices	November 13 Close	Previous Close	Change	% Change
S&P/TSX Composite Index	16,675.64			%
S&P/TSX 60 Index	994.82			%
S&P/TSX Venture Composite	736.37			%
S&P/TSX Completion Index	1,016.33			%
S&P/TSX Smallcap Index	581.92			%

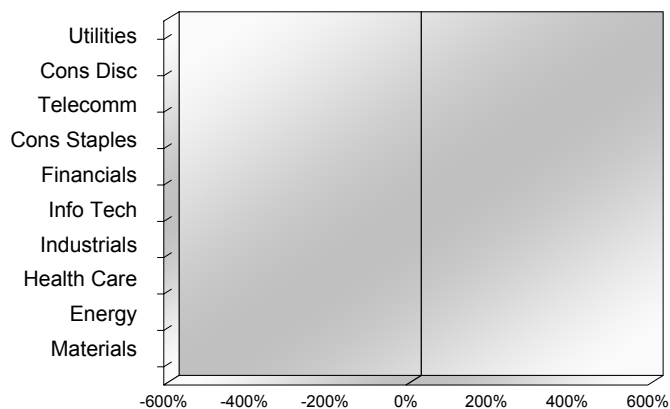
S&P/TSX Composite Index		
Advancers	Decliners	Unchanged
0	0	0

S&P/TSX Composite Index			
Top 10 Index Contributors		Top 10 Index Detractors	
Constituent	Index Contribution	Constituent	Index Contribution

S&P/TSX Composite Index			
Top 10 Advancers		Top 10 Decliners	
Constituent	Return	Constituent	Return
	%		%

S&P/TSX Composite Index				
Sector	# of Index Constituents	Weight	Market Cap (\$B)	Index Contribution
Utilities	16	%	\$124.71	
Consumer Discretionary	13	%	\$88.97	
Communication Services	7	%	\$122.38	
Consumer Staples	11	%	\$97.82	
Financials	26	%	\$698.83	
Information Technology	10	%	\$217.42	
Industrials	28	%	\$298.34	
Health Care	10	%	\$27.40	
Energy	23	%	\$254.12	
Materials	52	%	\$344.07	
S&P/TSX Composite Index	196	%	\$2,274.04	

S&P/TSX Composite Index - Sectors Returns



This report is published by TSX Inc. TSX Inc. does not guarantee either the completeness or the accuracy of this information. The information contained in this report is provided for informational purposes only and you agree not to rely upon the information contained in this report for any trading, business or financial purpose. These sheets are printed in Canada and issued by TSX Inc. under the express condition, to which everyone receiving or making use thereof assents, that no liability shall be incurred by TSX Inc. or its affiliated companies or any other vendor or donor, including, without limitation, for reliance on or for any errors or inaccuracies in this report. Neither TMX Group Limited, TSX Inc., nor any of their affiliated companies, guarantees the completeness of the information contained in this document and are not responsible for any errors or omission in or your use of, or reliance on, the information. This publication is under copyright. © 2015 TSX Inc. All rights reserved. Do not copy, distribute, sell or modify this publication without the prior written consent of TSX Inc. www.tmx.com/trading

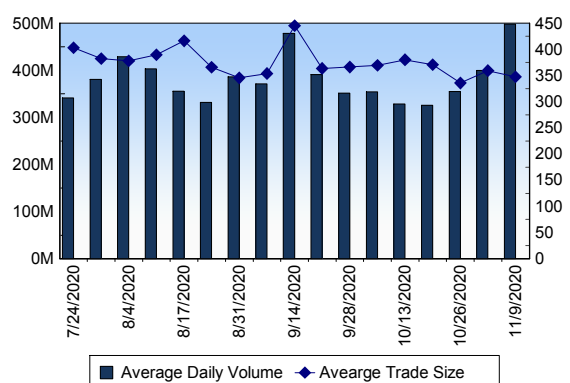
TSX

Daily Volume	406,078,706
Daily Value	\$8,737,535,045
Daily Trades	1,035,251
Daily Symbols Traded	1,928

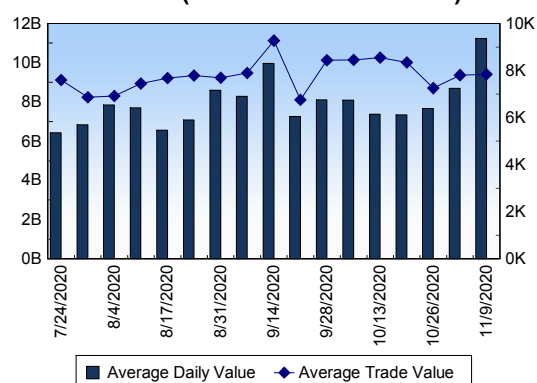
TSX ANONYMOUS TRADING

Daily Volume	161,056,720
Daily Value	\$3,783,661,369
Average Trade Size	330
% TSX Volume	39.66 %

TSX Volume



TSX Value (in Canadian Dollars)



Top 20 TSX Symbols by Volume

Symbol	TSX Volume	TSX Value
MFC	19,427,887	\$404,314,560
ENB	19,259,841	\$726,361,505
SU	10,243,697	\$186,728,231
TGOD	10,053,600	\$2,841,733
CVE	7,512,036	\$41,717,949
ACB	7,203,887	\$68,126,361
BBD.B	6,997,947	\$1,976,614
CNQ	6,653,899	\$174,966,019
ZENA	5,698,141	\$347,005
TD	5,534,263	\$359,359,480
K	5,157,454	\$54,273,512
XIU	4,601,448	\$116,203,559
AC	4,379,590	\$84,069,538
VLNS	4,144,094	\$7,990,170
CWEB	3,869,051	\$21,406,114
FIRE	3,786,187	\$515,018
APHA	3,526,762	\$26,307,103
BNS	3,474,082	\$211,671,053
RY	3,419,967	\$343,959,440
PMN	3,348,633	\$331,229

Top 20 TSX Symbols by Value

Symbol	TSX Volume	TSX Value
ENB	19,259,841	\$726,361,505
MFC	19,427,887	\$404,314,560
TD	5,534,263	\$359,359,480
RY	3,419,967	\$343,959,440
BNS	3,474,082	\$211,671,053
SU	10,243,697	\$186,728,231
CNR	1,287,924	\$183,625,736
SLF	3,119,318	\$182,477,669
BMO	2,021,521	\$176,772,112
CNQ	6,653,899	\$174,966,019
SHOP	144,498	\$174,945,704
FTS	2,985,495	\$162,451,662
CM	1,424,482	\$151,698,898
CP	304,163	\$132,838,956
BAM.A	2,415,403	\$117,534,241
IFC	809,609	\$116,524,723
XIU	4,601,448	\$116,203,559
TRP	2,048,208	\$111,963,309
ABX	3,130,282	\$106,854,366
L	1,302,932	\$85,755,616

ETF Trading

Daily Volume	22,668,862	Average Trade Value	\$11,041
Daily Value	\$466,788,862	Average Trade Size	536
# Trades	42,278	# of ETFs Traded	675

Top 10 ETFs by TSX Volume

Symbol	Market Volume	Market Value
XIU	4,601,448	\$116,203,559
HND	2,272,132	\$20,268,831
HNU	2,269,328	\$23,150,716
HSD	869,324	\$5,356,147
ZEB	763,717	\$20,699,446
ZSP	694,462	\$35,993,110
XEG	499,743	\$2,428,776
HGD	361,082	\$2,848,293
DLR	337,490	\$4,480,641
HMMJ	312,166	\$2,328,070

Top 10 ETFs by TSX Value

Symbol	Market Volume	Market Value
XIU	4,601,448	\$116,203,559
ZSP	694,462	\$35,993,110
HNU	2,269,328	\$23,150,716
ZEB	763,717	\$20,699,446
HND	2,272,132	\$20,268,831
XSP	279,615	\$10,828,580
HQU	276,690	\$9,647,384
XBB	279,445	\$9,283,003
HSU	224,187	\$8,267,273
XIC	269,450	\$7,165,026

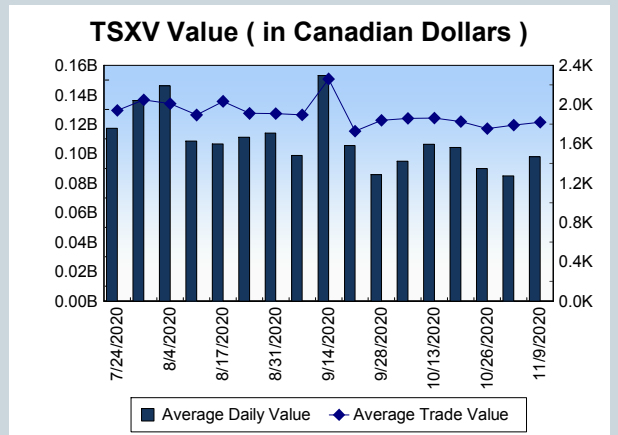
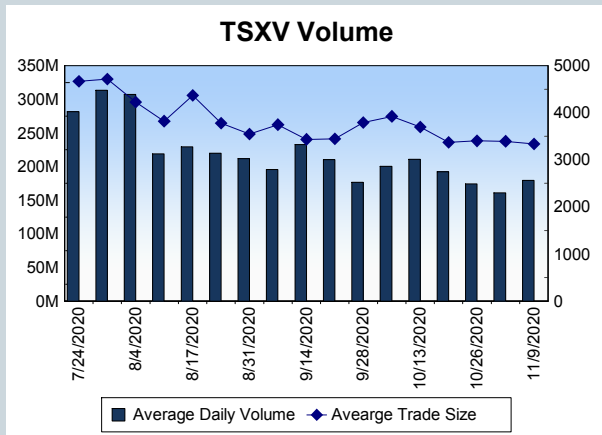
Block Trades	Non Block Trades
1,020	1,034,231

Top 5 Block Trade Brokers by Volume	
Broker	TSX Block Volume
GOLDMAN SACHS CANADA I	19,431,100
SCOTIA CAPITAL INC.	17,684,700
NATIONAL BANK FINANCIAL	17,175,600
CREDIT SUISSE SECURITIES	13,331,800
BMO NESBITT BURNS INC.	12,167,100

Top 5 Block Trade Symbols by Volume	
Symbol	TSX Block Volume
MFC	15,957,400
ENB	13,508,600
SU	5,603,300
TGOD	4,240,000
CNQ	3,619,700

TSXV	
Daily Volume	176,236,888
Daily Value	\$91,983,865
Daily Trades	48,585
Daily Symbols Traded	1,173

TSXV ANONYMOUS TRADING	
Daily Volume	81,516,117
Daily Value	\$41,537,105
Average Trade Size	4,122
% TSXV Volume	46.25%



Top 20 TSXV Symbols by Volume		
Symbol	TSXV Volume	TSXV Value
XLY	18,730,550	\$7,285,454
TLT	5,036,035	\$954,170
EHT	2,732,667	\$82,200
NOU	2,302,038	\$1,403,564
N	2,274,820	\$525,428
YTY	1,708,780	\$69,462
DEC	1,645,430	\$91,524
NRM	1,485,410	\$328,650
HAWK	1,386,050	\$27,721
ETMC	1,383,782	\$1,732,721
FLT	1,361,538	\$914,566
LLG	1,349,394	\$510,730
IMI	1,300,917	\$19,514
DOC	1,271,768	\$3,369,563
LAB	1,133,501	\$641,248
MTLO	1,082,566	\$298,550
DM	1,058,229	\$105,664
MTRX	1,033,513	\$520,004
NLC	992,650	\$1,260,537
BBB	979,390	\$295,339

Top 20 TSXV Symbols by Value		
Symbol	TSXV Volume	TSXV Value
XLY	18,730,550	\$7,285,454
DOC	1,271,768	\$3,369,563
KNT	372,868	\$2,772,446
SDE	897,900	\$2,740,612
GPV	166,549	\$2,462,561
PYR	542,611	\$1,914,083
XBC	339,528	\$1,860,482
ETMC	1,383,782	\$1,732,721
CTS	484,097	\$1,573,577
NOU	2,302,038	\$1,403,564
ARTG	240,483	\$1,344,353
NLC	992,650	\$1,260,537
SVI.DB	13,190	\$1,180,970
BABY	390,604	\$1,156,460
NOVR	618,474	\$1,050,903
TLT	5,036,035	\$954,170
WED	400,660	\$953,510
FD	79,538	\$931,765
FLT	1,361,538	\$914,566
GTT	568,490	\$878,141

Dark TSX/TSXV Trading			
Volume	19,009,850	Daily Trades	75,624
Value	491,739,728	Daily Symbols Traded	1,232