



December 2, 2020

For more information, email trading_sales@tsx.com
 Visit our blog at <http://exchange.tmx.com/>

Indices	December 2 Close	Previous Close	Change	% Change
S&P/TSX Composite Index	17,358.21			%
S&P/TSX 60 Index	1,034.43			%
S&P/TSX Venture Composite	766.17			%
S&P/TSX Completion Index	1,062.23			%
S&P/TSX Smallcap Index	629.11			%

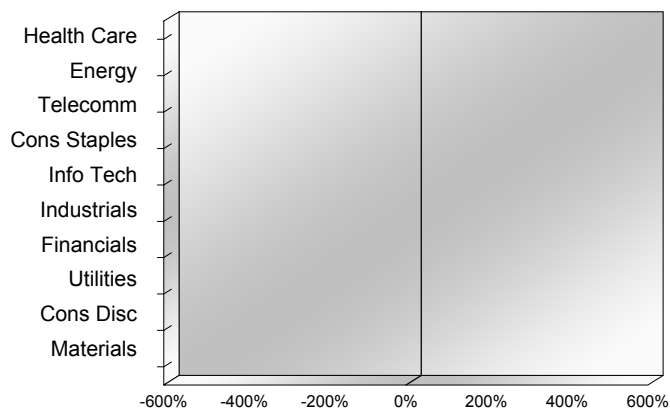
S&P/TSX Composite Index		
Advancers	Decliners	Unchanged
0	0	0

S&P/TSX Composite Index			
Top 10 Index Contributors		Top 10 Index Detractors	
Constituent	Index Contribution	Constituent	Index Contribution

S&P/TSX Composite Index			
Top 10 Advancers		Top 10 Decliners	
Constituent	Return	Constituent	Return
	%		%

S&P/TSX Composite Index				
Sector	# of Index Constituents	Weight	Market Cap (\$B)	Index Contribution
Health Care	10	%	\$30.58	
Energy	23	%	\$281.96	
Communication Services	7	%	\$123.13	
Consumer Staples	11	%	\$96.64	
Information Technology	10	%	\$245.70	
Industrials	28	%	\$294.78	
Financials	26	%	\$745.19	
Utilities	16	%	\$123.12	
Consumer Discretionary	13	%	\$91.92	
Materials	52	%	\$337.44	
S&P/TSX Composite Index	196	%	\$2,370.47	

S&P/TSX Composite Index - Sectors Returns



This report is published by TSX Inc. TSX Inc. does not guarantee either the completeness or the accuracy of this information. The information contained in this report is provided for informational purposes only and you agree not to rely upon the information contained in this report for any trading, business or financial purpose. These sheets are printed in Canada and issued by TSX Inc. under the express condition, to which everyone receiving or making use thereof assents, that no liability shall be incurred by TSX Inc. or its affiliated companies or any other vendor or donor, including, without limitation, for reliance on or for any errors or inaccuracies in this report. Neither TMX Group Limited, TSX Inc., nor any of their affiliated companies, guarantees the completeness of the information contained in this document and are not responsible for any errors or omission in or your use of, or reliance on, the information. This publication is under copyright. © 2015 TSX Inc. All rights reserved. Do not copy, distribute, sell or modify this publication without the prior written consent of TSX Inc. www.tmx.com/trading

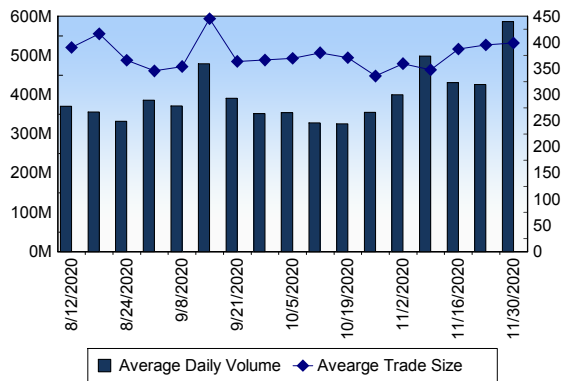
TSX

Daily Volume	449,314,310
Daily Value	\$8,564,634,987
Daily Trades	1,255,459
Daily Symbols Traded	1,989

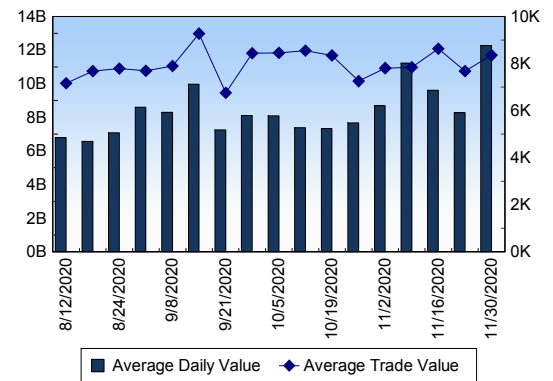
TSX ANONYMOUS TRADING

Daily Volume	180,927,847
Daily Value	\$3,727,943,618
Average Trade Size	306
% TSX Volume	40.27 %

TSX Volume



TSX Value (in Canadian Dollars)



Top 20 TSX Symbols by Volume

Symbol	TSX Volume	TSX Value
BB	23,300,719	\$232,332,198
ACB	15,971,751	\$220,304,170
NEXT	10,603,367	\$730,108
MFC	8,871,392	\$198,548,795
HEXO	8,300,177	\$11,967,095
SU	7,796,423	\$162,782,304
ENB	7,549,867	\$312,517,233
AC	7,100,811	\$182,450,202
BBD.B	6,301,366	\$3,153,964
APHA	5,994,336	\$62,922,490
LUN	5,989,479	\$57,132,125
CVE	5,576,362	\$37,718,030
ZENA	5,554,656	\$304,602
CPG	5,326,366	\$12,771,231
BTO	5,275,073	\$38,805,340
CNQ	5,011,429	\$152,219,122
ABX	4,931,941	\$152,320,976
K	4,486,911	\$42,589,682
MEG	3,738,065	\$13,908,670
BTE	3,732,019	\$2,592,079

Top 20 TSX Symbols by Value

Symbol	TSX Volume	TSX Value
ENB	7,549,867	\$312,517,233
SHOP	191,569	\$263,792,516
RY	2,426,595	\$258,108,963
BB	23,300,719	\$232,332,198
TD	3,190,639	\$226,137,837
ACB	15,971,751	\$220,304,170
BNS	3,241,341	\$213,101,537
BMO	2,109,925	\$204,840,205
MFC	8,871,392	\$198,548,795
SLF	3,313,657	\$189,538,328
AC	7,100,811	\$182,450,202
SU	7,796,423	\$162,782,304
ABX	4,931,941	\$152,320,976
CNQ	5,011,429	\$152,219,122
CNR	1,082,824	\$149,019,839
CM	1,178,816	\$129,650,576
FTS	2,416,392	\$124,201,541
FNV	704,014	\$121,398,586
BCE	2,104,777	\$118,409,713
CP	265,820	\$110,851,870

ETF Trading

Daily Volume	21,153,108	Average Trade Value	\$8,866
Daily Value	\$407,989,617	Average Trade Size	460
# Trades	46,018	# of ETFs Traded	694

Top 10 ETFs by TSX Volume

Symbol	Market Volume	Market Value
HNU	3,128,682	\$25,055,774
XIU	1,930,504	\$50,102,686
HND	1,742,192	\$18,577,161
XEG	1,108,414	\$6,241,348
ZEB	794,054	\$22,916,057
HGD	644,278	\$5,792,515
DLR	592,901	\$7,740,566
XGD	455,944	\$9,139,681
XFN	358,466	\$13,760,567
XRE	348,922	\$5,741,191

Top 10 ETFs by TSX Value

Symbol	Market Volume	Market Value
XIU	1,930,504	\$50,102,686
HNU	3,128,682	\$25,055,774
ZEB	794,054	\$22,916,057
HND	1,742,192	\$18,577,161
XFN	358,466	\$13,760,567
HQU	298,708	\$11,312,077
XGD	455,944	\$9,139,681
HSU	212,815	\$8,231,904
XSP	207,016	\$8,206,633
DLR	592,901	\$7,740,566

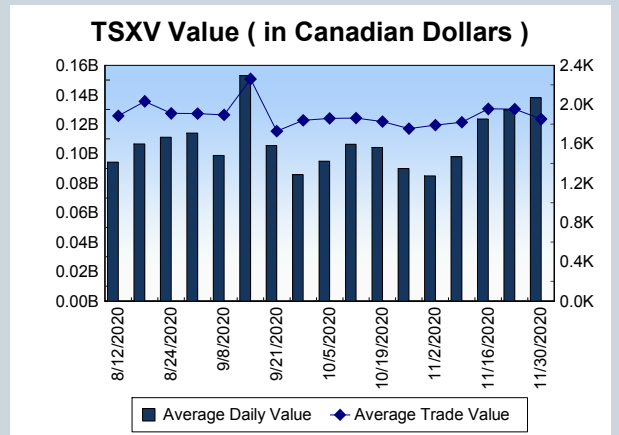
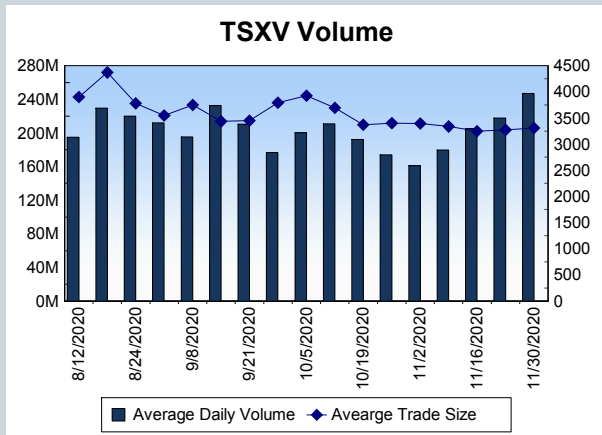
Block Trades	Non Block Trades
876	1,254,583

Top 5 Block Trade Brokers by Volume	
Broker	TSX Block Volume
TD SECURITIES INC.	12,930,300
MERRILL LYNCH CANADA LT	11,470,200
NATIONAL BANK FINANCIAL	11,174,100
RBC CAPITAL MARKETS	10,796,000
CREDIT SUISSE SECURITIES	6,471,300

Top 5 Block Trade Symbols by Volume	
Symbol	TSX Block Volume
MFC	5,419,100
NEXT	5,000,000
ENB	3,656,200
LUN	3,120,800
SLF	2,272,900

TSXV	
Daily Volume	226,120,096
Daily Value	\$122,101,227
Daily Trades	63,704
Daily Symbols Traded	1,223

TSXV ANONYMOUS TRADING	
Daily Volume	93,387,104
Daily Value	\$48,832,232
Average Trade Size	4,144
% TSXV Volume	41.30%



Top 20 TSXV Symbols by Volume		
Symbol	TSXV Volume	TSXV Value
HEM	19,001,728	\$190,017
HPQ	5,188,080	\$4,143,498
SUGR	5,013,275	\$200,394
DEC	3,437,000	\$189,130
HIVE	3,293,407	\$3,858,894
MILE	2,900,594	\$41,290
KS	2,715,152	\$237,007
OG	2,704,222	\$598,358
UCU	2,572,001	\$208,247
MTRX	2,566,679	\$2,649,223
NUMI	2,377,886	\$1,658,027
COO	2,236,121	\$262,112
BRAG	2,122,860	\$1,862,789
ITM	1,982,466	\$80,375
DOC	1,705,373	\$3,804,063
FLT	1,588,179	\$1,534,575
DM	1,529,398	\$149,923
HAWK	1,515,000	\$25,250
PEI	1,512,500	\$27,030
GRN	1,498,492	\$1,645,183

Top 20 TSXV Symbols by Value		
Symbol	TSXV Volume	TSXV Value
ODV	1,011,761	\$7,508,095
CTS	1,476,784	\$5,242,177
HPQ	5,188,080	\$4,143,498
HIVE	3,293,407	\$3,858,894
DOC	1,705,373	\$3,804,063
GPV	149,576	\$3,579,281
KNT	441,989	\$3,520,920
FD	232,688	\$3,352,638
PGM	1,181,772	\$2,959,678
MTRX	2,566,679	\$2,649,223
BABY	607,110	\$2,445,975
TBRD	730,102	\$1,995,304
BRAG	2,122,860	\$1,862,789
EXRO	408,266	\$1,734,377
SLL	649,092	\$1,667,637
NUMI	2,377,886	\$1,658,027
GRN	1,498,492	\$1,645,183
XBC	272,908	\$1,641,578
FLT	1,588,179	\$1,534,575
DSV	710,860	\$1,361,312

Dark TSX/TSXV Trading			
Volume	20,271,210	Daily Trades	75,135
Value	526,167,824	Daily Symbols Traded	1,286