



December 4, 2020

For more information, email trading_sales@tsx.com
 Visit our blog at <http://exchange.tmx.com/>

Indices	December 4 Close	Previous Close	Change	% Change
S&P/TSX Composite Index	17,520.97			%
S&P/TSX 60 Index	1,042.38			%
S&P/TSX Venture Composite	769.11			%
S&P/TSX Completion Index	1,078.97			%
S&P/TSX Smallcap Index	637.68			%

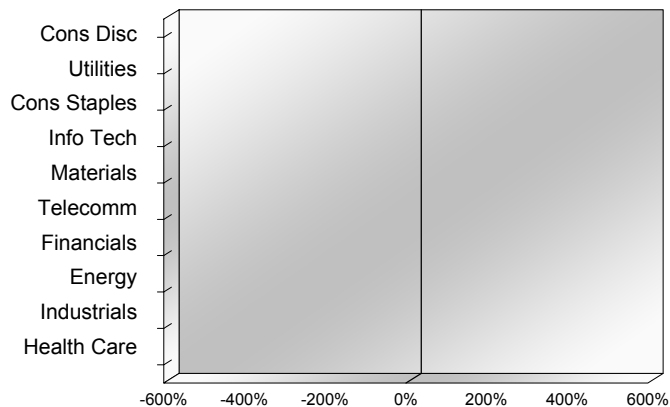
S&P/TSX Composite Index		
Advancers	Decliners	Unchanged
0	0	0

S&P/TSX Composite Index			
Top 10 Index Contributors		Top 10 Index Detractors	
Constituent	Index Contribution	Constituent	Index Contribution

S&P/TSX Composite Index			
Top 10 Advancers		Top 10 Decliners	
Constituent	Return	Constituent	Return
	%		%

S&P/TSX Composite Index				
Sector	# of Index Constituents	Weight	Market Cap (\$B)	Index Contribution
Consumer Discretionary	13	%	\$93.55	
Utilities	16	%	\$124.56	
Consumer Staples	11	%	\$97.02	
Information Technology	10	%	\$241.30	
Materials	52	%	\$335.33	
Communication Services	7	%	\$125.01	
Financials	26	%	\$751.82	
Energy	23	%	\$293.44	
Industrials	28	%	\$300.19	
Health Care	10	%	\$30.74	
S&P/TSX Composite Index	196	%	\$2,392.98	

S&P/TSX Composite Index - Sectors Returns



This report is published by TSX Inc. TSX Inc. does not guarantee either the completeness or the accuracy of this information. The information contained in this report is provided for informational purposes only and you agree not to rely upon the information contained in this report for any trading, business or financial purpose. These sheets are printed in Canada and issued by TSX Inc. under the express condition, to which everyone receiving or making use thereof assents, that no liability shall be incurred by TSX Inc. or its affiliated companies or any other vendor or donor, including, without limitation, for reliance on or for any errors or inaccuracies in this report. Neither TMX Group Limited, TSX Inc., nor any of their affiliated companies, guarantees the completeness of the information contained in this document and are not responsible for any errors or omission in or your use of, or reliance on, the information. This publication is under copyright. © 2015 TSX Inc. All rights reserved. Do not copy, distribute, sell or modify this publication without the prior written consent of TSX Inc. www.tmx.com/trading

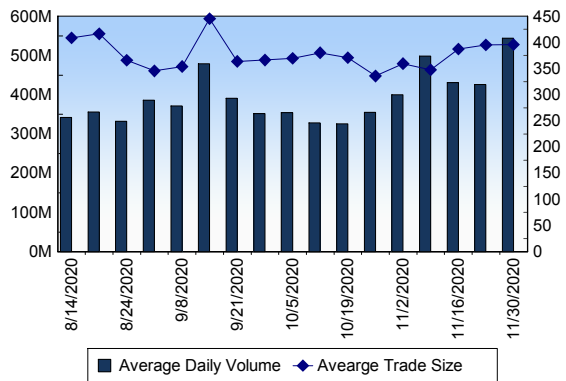
TSX

Daily Volume	528,069,815
Daily Value	\$10,434,280,957
Daily Trades	1,240,789
Daily Symbols Traded	1,993

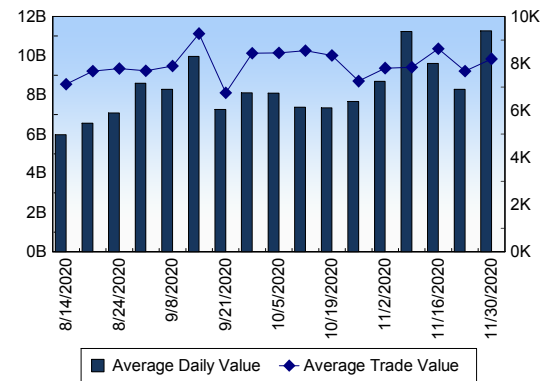
TSX ANONYMOUS TRADING

Daily Volume	188,359,968
Daily Value	\$3,688,583,563
Average Trade Size	331
% TSX Volume	35.67 %

TSX Volume



TSX Value (in Canadian Dollars)



Top 20 TSX Symbols by Volume

Symbol	TSX Volume	TSX Value
SU	27,288,326	\$619,139,138
CNQ	17,724,295	\$566,065,561
ACB	16,034,428	\$234,942,795
BB	12,425,536	\$128,708,148
TGOD	11,314,128	\$3,185,456
HEXO	9,632,325	\$13,545,708
ENB	8,333,060	\$355,224,789
CVE	8,327,852	\$59,907,420
FIRE	8,278,076	\$1,720,423
MFC	8,259,273	\$191,635,752
APHA	8,233,260	\$90,918,985
AC	8,084,565	\$224,688,804
REI.UN	7,723,151	\$132,069,401
CPG	6,861,308	\$17,984,129
MEG	5,717,401	\$23,255,631
BBD.B	5,460,504	\$2,734,944
ABX	4,936,768	\$148,242,957
LUN	4,908,765	\$51,567,383
BTE	4,808,797	\$3,397,979
K	4,543,546	\$42,049,532

Top 20 TSX Symbols by Value

Symbol	TSX Volume	TSX Value
SU	27,288,326	\$619,139,138
CNQ	17,724,295	\$566,065,561
RY	4,167,084	\$438,363,004
ENB	8,333,060	\$355,224,789
TD	4,424,225	\$312,904,265
CM	2,209,266	\$244,665,521
CNR	1,724,655	\$239,351,244
BNS	3,542,160	\$238,057,547
ACB	16,034,428	\$234,942,795
AC	8,084,565	\$224,688,804
BCE	3,837,764	\$219,674,310
MFC	8,259,273	\$191,635,752
SHOP	138,617	\$187,842,376
TRP	2,951,326	\$173,678,183
NTR	2,411,103	\$155,717,257
ABX	4,936,768	\$148,242,957
BMO	1,401,214	\$137,517,920
SLF	2,316,960	\$132,422,299
REI.UN	7,723,151	\$132,069,401
BB	12,425,536	\$128,708,148

ETF Trading

Daily Volume	22,734,391	Average Trade Value	\$9,689
Daily Value	\$452,866,494	Average Trade Size	486
# Trades	46,742	# of ETFs Traded	687

Top 10 ETFs by TSX Volume

Symbol	Market Volume	Market Value
HNU	2,857,377	\$18,905,284
XIU	2,553,960	\$66,848,640
HND	1,349,850	\$16,857,538
XEG	1,263,201	\$7,481,899
XIC	726,936	\$20,274,965
DLR	638,694	\$8,250,915
ZEB	502,525	\$14,539,736
HMMJ	480,538	\$4,260,475
HXT	428,025	\$17,074,275
HED	392,913	\$2,238,030

Top 10 ETFs by TSX Value

Symbol	Market Volume	Market Value
XIU	2,553,960	\$66,848,640
XIC	726,936	\$20,274,965
HNU	2,857,377	\$18,905,284
HXT	428,025	\$17,074,275
HND	1,349,850	\$16,857,538
ZEB	502,525	\$14,539,736
ZSP	228,202	\$11,851,644
XQQ	103,708	\$10,159,527
XSP	212,794	\$8,502,430
DLR	638,694	\$8,250,915

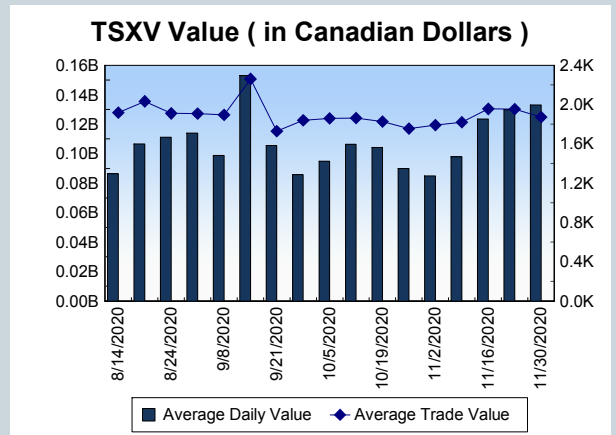
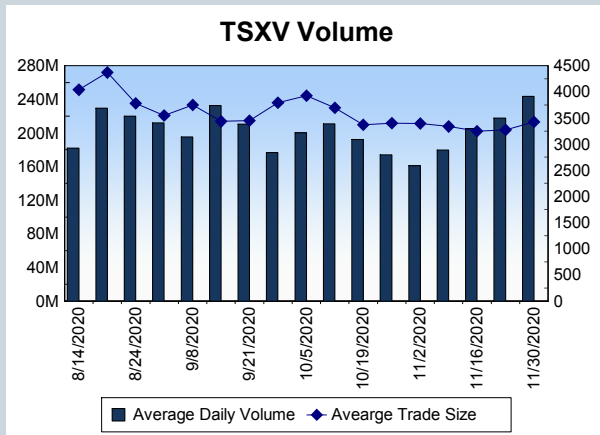
Block Trades	Non Block Trades
1,253	1,239,536

Top 5 Block Trade Brokers by Volume	
Broker	TSX Block Volume
GOLDMAN SACHS CANADA I	29,016,600
NATIONAL BANK FINANCIAL	27,578,000
TD SECURITIES INC.	17,326,300
RBC CAPITAL MARKETS	11,754,600
MERRILL LYNCH CANADA LT	9,726,200

Top 5 Block Trade Symbols by Volume	
Symbol	TSX Block Volume
SU	18,057,500
CNQ	13,811,000
MFC	4,882,600
ENB	4,811,000
RY	2,432,800

TSXV	
Daily Volume	233,546,079
Daily Value	\$123,433,910
Daily Trades	64,134
Daily Symbols Traded	1,241

TSXV ANONYMOUS TRADING	
Daily Volume	101,768,742
Daily Value	\$50,622,390
Average Trade Size	4,463
% TSXV Volume	43.58%



Top 20 TSXV Symbols by Volume		
Symbol	TSXV Volume	TSXV Value
LTE	7,551,836	\$1,101,842
OGO	5,824,257	\$905,093
MTRX	5,673,825	\$7,845,732
CWRK	4,167,638	\$973,463
BRAG	3,666,039	\$3,866,235
HIVE	3,636,863	\$4,502,745
GRN	3,174,752	\$4,028,818
XLY	2,973,203	\$1,006,808
AAZ	2,940,662	\$88,794
DOC	2,889,788	\$6,013,095
ITM	2,786,487	\$191,056
NUMI	2,739,500	\$2,107,816
ACU	2,717,244	\$780,020
RLV	2,519,130	\$75,574
KS	2,456,410	\$312,105
ZONE	2,292,500	\$103,370
ELXR	2,177,000	\$22,520
SKP	2,048,806	\$463,986
FLT	1,960,834	\$1,802,081
ICO	1,784,670	\$89,895

Top 20 TSXV Symbols by Value		
Symbol	TSXV Volume	TSXV Value
MTRX	5,673,825	\$7,845,732
DOC	2,889,788	\$6,013,095
KNT	576,181	\$4,578,780
HIVE	3,636,863	\$4,502,745
GRN	3,174,752	\$4,028,818
BRAG	3,666,039	\$3,866,235
TBRD	1,311,406	\$3,583,670
XBC	439,356	\$2,901,644
NUMI	2,739,500	\$2,107,816
RECO	919,253	\$1,963,296
CTS	506,718	\$1,895,935
SYZ	169,270	\$1,863,387
PGM	720,737	\$1,828,840
FLT	1,960,834	\$1,802,081
ODV	214,182	\$1,606,262
STC	455,519	\$1,454,741
OCO	612,554	\$1,170,022
GDNP	1,405,829	\$1,160,068
LTE	7,551,836	\$1,101,842
HEO	555,304	\$1,054,977

Dark TSX/TSXV Trading			
Volume	21,313,760	Daily Trades	72,680
Value	505,155,421	Daily Symbols Traded	1,355