



December 17, 2020

For more information, email trading_sales@tsx.com
 Visit our blog at <http://exchange.tmx.com/>

Indices	December 17 Close	Previous Close	Change	% Change
S&P/TSX Composite Index	17,652.94			%
S&P/TSX 60 Index	1,050.71			%
S&P/TSX Venture Composite	816.93			%
S&P/TSX Completion Index	1,085.25			%
S&P/TSX Smallcap Index	653.20			%

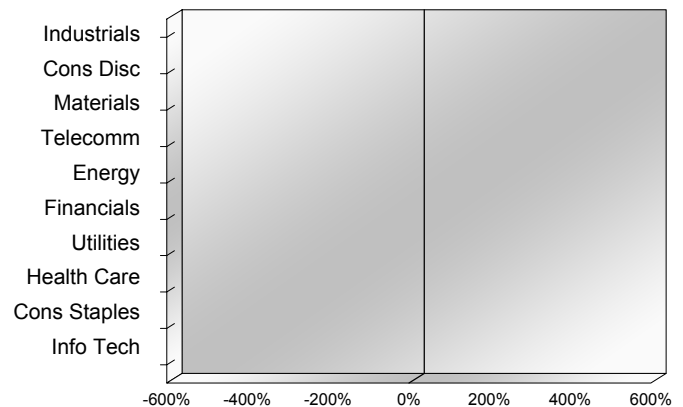
S&P/TSX Composite Index		
Advancers	Decliners	Unchanged
0	0	0

S&P/TSX Composite Index			
Top 10 Index Contributors		Top 10 Index Detractors	
Constituent	Index Contribution	Constituent	Index Contribution

S&P/TSX Composite Index			
Top 10 Advancers		Top 10 Decliners	
Constituent	Return	Constituent	Return
	%		%

S&P/TSX Composite Index				
Sector	# of Index Constituents	Weight	Market Cap (\$B)	Index Contribution
Industrials	28	%	\$302.79	
Consumer Discretionary	13	%	\$94.91	
Materials	52	%	\$346.39	
Communication Services	7	%	\$122.63	
Energy	23	%	\$288.17	
Financials	26	%	\$745.80	
Utilities	16	%	\$124.37	
Health Care	10	%	\$29.10	
Consumer Staples	11	%	\$97.38	
Information Technology	10	%	\$260.04	
S&P/TSX Composite Index	196	%	\$2,411.57	

S&P/TSX Composite Index - Sectors Returns



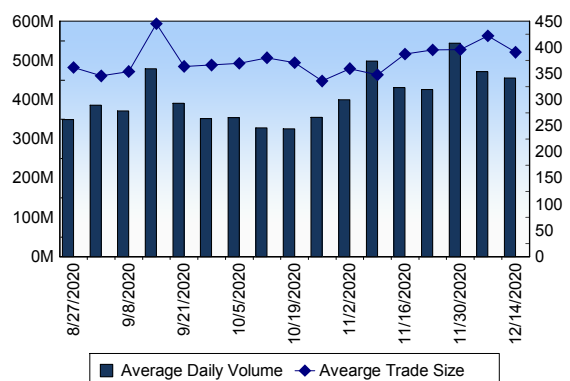
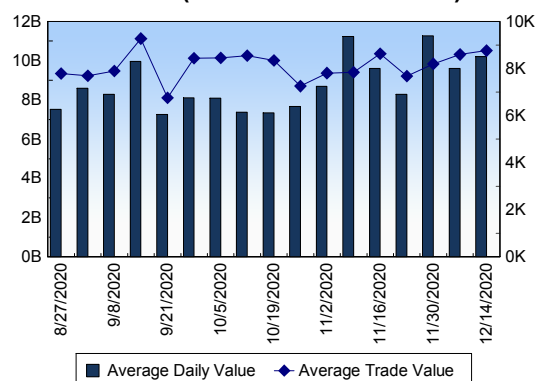
This report is published by TSX Inc. TSX Inc. does not guarantee either the completeness or the accuracy of this information. The information contained in this report is provided for informational purposes only and you agree not to rely upon the information contained in this report for any trading, business or financial purpose. These sheets are printed in Canada and issued by TSX Inc. under the express condition, to which everyone receiving or making use thereof assents, that no liability shall be incurred by TSX Inc. or its affiliated companies or any other vendor or donor, including, without limitation, for reliance on or for any errors or inaccuracies in this report. Neither TMX Group Limited, TSX Inc., nor any of their affiliated companies, guarantees the completeness of the information contained in this document and are not responsible for any errors or omission in or your use of, or reliance on, the information. This publication is under copyright. © 2015 TSX Inc. All rights reserved. Do not copy, distribute, sell or modify this publication without the prior written consent of TSX Inc. www.tmx.com/trading

TSX

Daily Volume	437,953,173
Daily Value	\$9,921,773,510
Daily Trades	1,151,697
Daily Symbols Traded	2,004

TSX ANONYMOUS TRADING

Daily Volume	167,194,895
Daily Value	\$3,654,884,938
Average Trade Size	311
% TSX Volume	38.18 %

TSX Volume**TSX Value (in Canadian Dollars)****Top 20 TSX Symbols by Volume**

Symbol	TSX Volume	TSX Value
SU	11,162,550	\$249,693,777
ENB	10,150,941	\$428,167,723
MFC	8,368,677	\$187,797,831
BCE	7,084,790	\$393,871,545
ABX	6,342,756	\$190,737,026
AC	6,167,535	\$145,835,326
APHA	6,054,054	\$59,651,981
CNQ	5,639,335	\$176,030,940
BTO	5,597,706	\$41,306,021
RY	5,558,675	\$580,526,924
K	5,246,328	\$50,169,423
PG	4,747,822	\$14,841,470
PPL	4,634,215	\$150,340,263
NCU	4,418,350	\$565,452
BBD.B	4,413,841	\$2,112,929
CVE	3,941,706	\$29,695,181
CPG	3,940,081	\$12,085,233
LGO	3,827,432	\$5,051,574
TD	3,826,342	\$275,210,806
WCP	3,611,957	\$17,836,067

Top 20 TSX Symbols by Value

Symbol	TSX Volume	TSX Value
RY	5,558,675	\$580,526,924
SHOP	325,679	\$490,836,406
ENB	10,150,941	\$428,167,723
BCE	7,084,790	\$393,871,545
CM	3,334,388	\$371,691,505
TD	3,826,342	\$275,210,806
SU	11,162,550	\$249,693,777
CNR	1,542,818	\$218,334,245
BNS	2,855,057	\$194,364,586
CP	440,706	\$192,397,605
ABX	6,342,756	\$190,737,026
MFC	8,368,677	\$187,797,831
NA	2,545,914	\$183,653,520
CNQ	5,639,335	\$176,030,940
TRP	2,966,906	\$165,441,493
BMO	1,553,824	\$151,614,729
PPL	4,634,215	\$150,340,263
AC	6,167,535	\$145,835,326
BAM.A	2,509,417	\$130,122,780
FNV	543,743	\$94,509,042

ETF Trading

Daily Volume	21,276,765	Average Trade Value	\$10,299
Daily Value	\$425,198,920	Average Trade Size	515
# Trades	41,287	# of ETFs Traded	704

Top 10 ETFs by TSX Volume

Symbol	Market Volume	Market Value
HNU	2,606,092	\$17,863,710
XIU	2,176,812	\$57,603,182
XEG	1,629,313	\$9,793,759
XGD	1,163,049	\$23,766,248
HGD	1,027,252	\$8,768,290
HND	890,158	\$10,352,174
HGU	573,223	\$13,619,468
ZEB	504,101	\$14,653,878
ZSP	362,411	\$18,898,241
DLR	350,691	\$4,502,063

Top 10 ETFs by TSX Value

Symbol	Market Volume	Market Value
XIU	2,176,812	\$57,603,182
XGD	1,163,049	\$23,766,248
ZSP	362,411	\$18,898,241
HNU	2,606,092	\$17,863,710
ZEB	504,101	\$14,653,878
HGU	573,223	\$13,619,468
HND	890,158	\$10,352,174
XEG	1,629,313	\$9,793,759
HGD	1,027,252	\$8,768,290
HSU	209,650	\$8,371,384

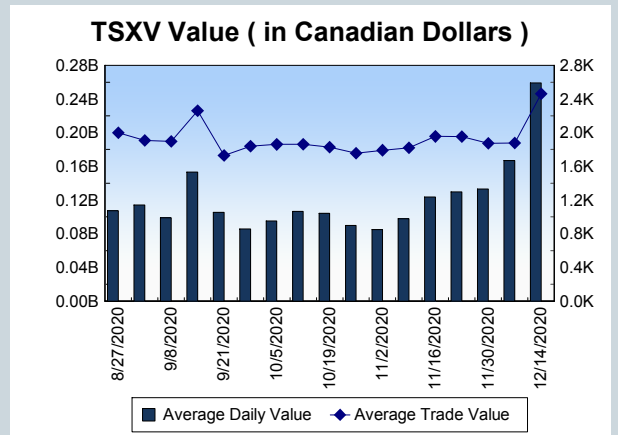
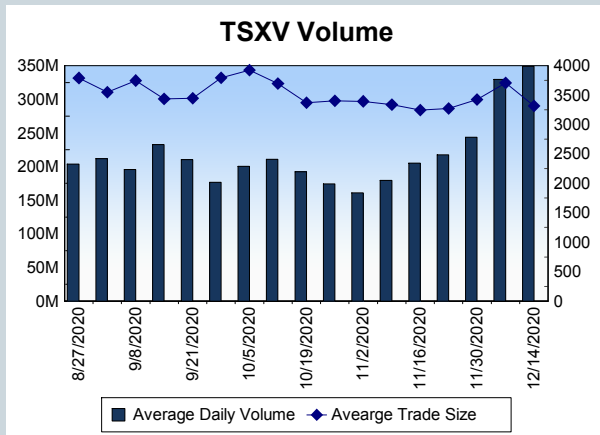
Block Trades	Non Block Trades
1,179	1,150,518

Top 5 Block Trade Brokers by Volume	
Broker	TSX Block Volume
GOLDMAN SACHS CANADA I	28,914,700
NATIONAL BANK FINANCIAL	24,713,600
BMO NESBITT BURNS INC.	17,025,000
TD SECURITIES INC.	10,689,900
CIBC WORLD MARKETS INC.	5,926,000

Top 5 Block Trade Symbols by Volume	
Symbol	TSX Block Volume
ENB	7,088,300
SU	6,605,400
MFC	6,125,200
BCE	5,214,800
RY	3,839,300

TSXV	
Daily Volume	406,895,579
Daily Value	\$241,061,171
Daily Trades	109,446
Daily Symbols Traded	1,306

TSXV ANONYMOUS TRADING	
Daily Volume	164,090,875
Daily Value	\$107,063,966
Average Trade Size	4,439
% TSXV Volume	40.33%



Top 20 TSXV Symbols by Volume		
Symbol	TSXV Volume	TSXV Value
HEM	36,530,442	\$549,987
FCC	21,323,976	\$6,407,065
HIVE	18,433,125	\$52,515,008
ID	11,345,158	\$191,518
DASH	11,082,006	\$1,977,463
DMGI	10,571,497	\$8,075,695
CSTR	7,407,033	\$414,668
FTEC	5,688,910	\$425,843
QYOU	5,303,090	\$653,388
BITF	5,071,988	\$6,628,286
NUMI	4,626,217	\$8,649,864
MILE	4,520,498	\$62,270
FORT	4,467,337	\$1,033,225
THRM	4,121,195	\$821,890
GDPN	3,740,629	\$3,490,277
LAB	3,663,640	\$1,338,832
MTRX	3,353,465	\$7,959,370
HITI	3,069,380	\$725,602
CMB	2,670,141	\$435,194
ENDR	2,399,437	\$434,753

Top 20 TSXV Symbols by Value		
Symbol	TSXV Volume	TSXV Value
HIVE	18,433,125	\$52,515,008
PEO	801,746	\$12,074,848
NUMI	4,626,217	\$8,649,864
DMGI	10,571,497	\$8,075,695
WE	317,890	\$7,997,839
MTRX	3,353,465	\$7,959,370
BITF	5,071,988	\$6,628,286
FCC	21,323,976	\$6,407,065
PGM	1,828,829	\$5,271,264
GDPN	3,740,629	\$3,490,277
PCLO	1,416,086	\$2,783,940
GRN	1,556,753	\$2,643,179
DOC	1,158,299	\$2,556,357
DSV	1,148,518	\$2,436,759
MTA	153,280	\$2,317,409
NFG	536,325	\$2,305,572
DASH	11,082,006	\$1,977,463
XBC	257,166	\$1,882,741
FD	118,440	\$1,850,359
CTS	442,080	\$1,760,206

Dark TSX/TSXV Trading			
Volume	23,581,800	Daily Trades	87,281
Value	476,660,227	Daily Symbols Traded	1,360