



December 18, 2020

For more information, email trading_sales@tsx.com
 Visit our blog at <http://exchange.tmx.com/>

Indices	December 18 Close	Previous Close	Change	% Change
S&P/TSX Composite Index	17,534.63			%
S&P/TSX 60 Index	1,044.94			%
S&P/TSX Venture Composite	816.20			%
S&P/TSX Completion Index	1,073.05			%
S&P/TSX Smallcap Index	645.28			%

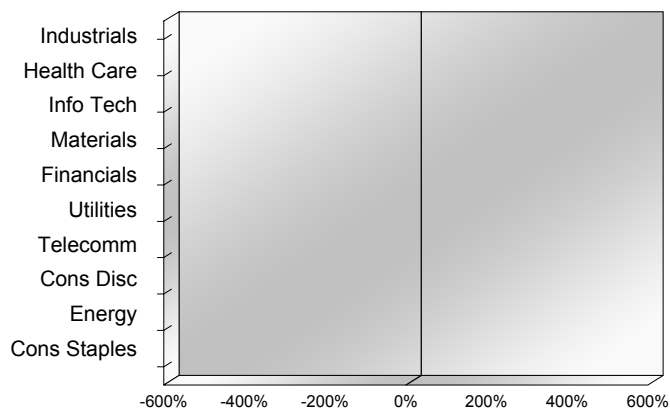
S&P/TSX Composite Index		
Advancers	Decliners	Unchanged
0	0	0

S&P/TSX Composite Index			
Top 10 Index Contributors		Top 10 Index Detractors	
Constituent	Index Contribution	Constituent	Index Contribution

S&P/TSX Composite Index			
Top 10 Advancers		Top 10 Decliners	
Constituent	Return	Constituent	Return
	%		%

S&P/TSX Composite Index				
Sector	# of Index Constituents	Weight	Market Cap (\$B)	Index Contribution
Industrials	28	%	\$302.79	
Health Care	10	%	\$29.03	
Information Technology	10	%	\$257.87	
Materials	52	%	\$341.21	
Financials	26	%	\$740.91	
Utilities	16	%	\$123.40	
Communication Services	7	%	\$122.78	
Consumer Discretionary	13	%	\$95.19	
Energy	23	%	\$285.91	
Consumer Staples	11	%	\$97.02	
S&P/TSX Composite Index	196	%	\$2,396.09	

S&P/TSX Composite Index - Sectors Returns



This report is published by TSX Inc. TSX Inc. does not guarantee either the completeness or the accuracy of this information. The information contained in this report is provided for informational purposes only and you agree not to rely upon the information contained in this report for any trading, business or financial purpose. These sheets are printed in Canada and issued by TSX Inc. under the express condition, to which everyone receiving or making use thereof assents, that no liability shall be incurred by TSX Inc. or its affiliated companies or any other vendor or donor, including, without limitation, for reliance on or for any errors or inaccuracies in this report. Neither TMX Group Limited, TSX Inc., nor any of their affiliated companies, guarantees the completeness of the information contained in this document and are not responsible for any errors or omission in or your use of, or reliance on, the information. This publication is under copyright. © 2015 TSX Inc. All rights reserved. Do not copy, distribute, sell or modify this publication without the prior written consent of TSX Inc. www.tmx.com/trading

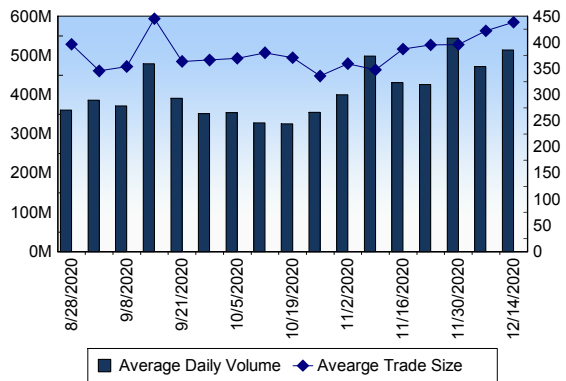
TSX

Daily Volume	750,236,283
Daily Value	\$20,375,487,699
Daily Trades	1,202,712
Daily Symbols Traded	1,998

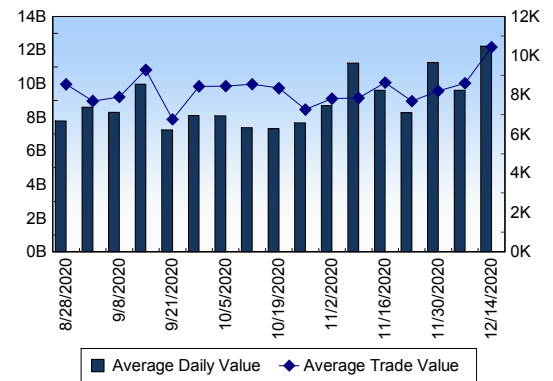
TSX ANONYMOUS TRADING

Daily Volume	258,249,656
Daily Value	\$5,554,840,511
Average Trade Size	466
% TSX Volume	34.42 %

TSX Volume



TSX Value (in Canadian Dollars)



Top 20 TSX Symbols by Volume

Symbol	TSX Volume	TSX Value
SBB	22,181,663	\$64,229,622
SU	16,599,374	\$369,940,384
TD	16,316,876	\$1,172,704,094
OGC	16,069,457	\$38,662,574
FVL	15,919,413	\$13,756,840
MFC	15,462,602	\$344,991,289
ENB	14,738,384	\$620,561,836
K	14,530,057	\$138,040,259
ABX	13,678,392	\$409,524,523
BB	13,430,823	\$123,288,995
OLA	10,753,359	\$69,923,886
CNQ	10,370,881	\$322,367,217
RY	10,169,140	\$1,060,931,522
TRP	10,135,718	\$557,921,401
GOLD	10,049,530	\$29,843,142
GUD	9,500,549	\$51,236,102
BNS	9,273,687	\$631,369,807
BBD.B	9,018,965	\$4,446,911
BAM.A	8,890,053	\$458,693,190
CVE	7,838,709	\$59,806,443

Top 20 TSX Symbols by Value

Symbol	TSX Volume	TSX Value
TD	16,316,876	\$1,172,704,094
RY	10,169,140	\$1,060,931,522
SHOP	633,235	\$951,151,938
CM	6,517,527	\$728,890,692
BNS	9,273,687	\$631,369,807
ENB	14,738,384	\$620,561,836
CNR	4,013,329	\$568,389,844
TRP	10,135,718	\$557,921,401
CP	1,104,079	\$484,363,818
BAM.A	8,890,053	\$458,693,190
BMO	4,353,093	\$422,584,607
ABX	13,678,392	\$409,524,523
BCE	7,150,442	\$397,121,013
SU	16,599,374	\$369,940,384
MFC	15,462,602	\$344,991,289
CNQ	10,370,881	\$322,367,217
NA	4,281,679	\$307,508,243
FNV	1,701,563	\$291,275,688
NTR	4,697,599	\$288,112,739
WPM	4,395,275	\$238,389,580

ETF Trading

Daily Volume	21,917,522	Average Trade Value	\$10,243
Daily Value	\$479,744,916	Average Trade Size	468
# Trades	46,835	# of ETFs Traded	708

Top 10 ETFs by TSX Volume

Symbol	Market Volume	Market Value
HNU	1,990,569	\$13,983,406
XIU	1,981,541	\$52,253,667
XEG	1,144,689	\$6,911,257
HND	1,144,495	\$12,934,318
ZEB	967,046	\$28,057,558
XGD	777,584	\$15,842,686
HGD	706,476	\$6,084,622
HSU	457,262	\$18,094,850
XSP	422,424	\$16,927,528
XIC	383,930	\$10,775,299

Top 10 ETFs by TSX Value

Symbol	Market Volume	Market Value
XIU	1,981,541	\$52,253,667
ZEB	967,046	\$28,057,558
HSU	457,262	\$18,094,850
XSP	422,424	\$16,927,528
XGD	777,584	\$15,842,686
HQU	367,550	\$14,563,110
HNU	1,990,569	\$13,983,406
ZQQ	140,945	\$13,007,281
HND	1,144,495	\$12,934,318
XFN	282,652	\$10,830,656

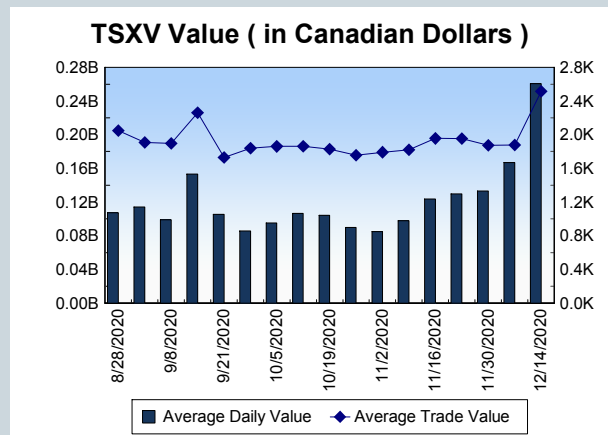
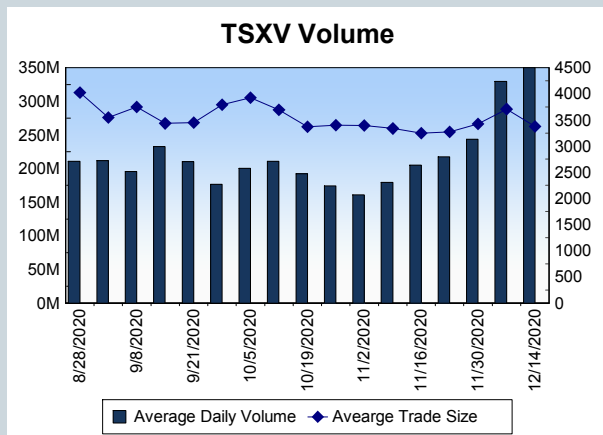
Block Trades 4,770	Non Block Trades 1,197,942
------------------------------	--------------------------------------

Top 5 Block Trade Brokers by Volume	
Broker	TSX Block Volume
GOLDMAN SACHS CANADA I	98,391,900
BMO NESBITT BURNS INC.	94,997,200
NATIONAL BANK FINANCIAL	82,869,300
MORGAN STANLEY CANADA	58,936,500
TD SECURITIES INC.	45,353,400

Top 5 Block Trade Symbols by Volume	
Symbol	TSX Block Volume
SBB	18,177,100
MFC	12,712,600
TD	12,427,900
FVL	11,414,000
SU	11,110,500

TSXV	
Daily Volume	352,234,388
Daily Value	\$266,137,213
Daily Trades	96,890
Daily Symbols Traded	1,306

TSXV ANONYMOUS TRADING	
Daily Volume	133,125,143
Daily Value	\$112,375,127
Average Trade Size	3,918
% TSXV Volume	37.79%



Top 20 TSXV Symbols by Volume		
Symbol	TSXV Volume	TSXV Value
ID	31,241,481	\$635,508
PGM	18,770,402	\$48,792,318
RK	14,096,800	\$1,485,344
RLV	11,940,708	\$330,238
FCC	11,391,386	\$3,716,136
HEM	11,192,582	\$169,254
HIVE	10,486,275	\$27,062,759
MILE	4,127,573	\$42,561
DMGI	4,089,129	\$2,819,429
VLI	3,973,655	\$102,245
DOC	3,759,474	\$8,896,664
NFG	3,703,517	\$17,191,150
MTU	2,925,800	\$148,934
NUMI	2,894,265	\$5,364,387
RMI	2,892,839	\$234,328
FTEC	2,884,679	\$222,854
MTRX	2,838,722	\$6,117,772
DASH	2,784,851	\$503,917
HSI	2,671,731	\$155,515
CKK	2,664,000	\$39,860

Top 20 TSXV Symbols by Value		
Symbol	TSXV Volume	TSXV Value
PGM	18,770,402	\$48,792,318
HIVE	10,486,275	\$27,062,759
NFG	3,703,517	\$17,191,150
PEO	831,879	\$12,522,024
XBC	1,534,159	\$11,589,951
MTA	736,956	\$10,670,126
DOC	3,759,474	\$8,896,664
WE	375,020	\$8,013,964
MTRX	2,838,722	\$6,117,772
NUMI	2,894,265	\$5,364,387
NNO	1,232,133	\$5,138,054
GBR	236,312	\$4,050,875
FCC	11,391,386	\$3,716,136
GRN	2,060,556	\$3,643,250
NEXE	2,253,023	\$3,301,904
NVO	1,241,794	\$2,864,627
DMGI	4,089,129	\$2,819,429
FD	155,114	\$2,553,021
BITF	1,727,724	\$2,363,117
SYZ	153,952	\$1,816,691

Dark TSX/TSXV Trading			
Volume	20,414,670	Daily Trades	82,063
Value	513,374,943	Daily Symbols Traded	1,374