



December 21, 2020

For more information, email trading_sales@tsx.com
 Visit our blog at <http://exchange.tmx.com/>

Indices	December 21 Close	Previous Close	Change	% Change
S&P/TSX Composite Index	17,500.89			%
S&P/TSX 60 Index	1,042.40			%
S&P/TSX Venture Composite	822.69			%
S&P/TSX Completion Index	1,073.02			%
S&P/TSX Smallcap Index	643.03			%

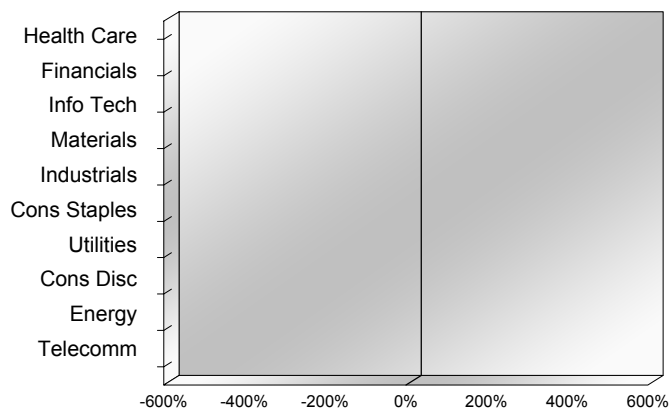
S&P/TSX Composite Index		
Advancers	Decliners	Unchanged
0	0	0

S&P/TSX Composite Index			
Top 10 Index Contributors		Top 10 Index Detractors	
Constituent	Index Contribution	Constituent	Index Contribution

S&P/TSX Composite Index			
Top 10 Advancers		Top 10 Decliners	
Constituent	Return	Constituent	Return
	%		%

S&P/TSX Composite Index				
Sector	# of Index Constituents	Weight	Market Cap (\$B)	Index Contribution
Health Care	9	%	\$28.89	
Financials	26	%	\$740.21	
Information Technology	10	%	\$266.42	
Materials	52	%	\$343.91	
Industrials	29	%	\$306.32	
Consumer Staples	11	%	\$96.70	
Utilities	16	%	\$123.86	
Consumer Discretionary	13	%	\$95.13	
Energy	23	%	\$279.83	
Communication Services	7	%	\$121.84	
S&P/TSX Composite Index	196	%	\$2,403.11	

S&P/TSX Composite Index - Sectors Returns



This report is published by TSX Inc. TSX Inc. does not guarantee either the completeness or the accuracy of this information. The information contained in this report is provided for informational purposes only and you agree not to rely upon the information contained in this report for any trading, business or financial purpose. These sheets are printed in Canada and issued by TSX Inc. under the express condition, to which everyone receiving or making use thereof assents, that no liability shall be incurred by TSX Inc. or its affiliated companies or any other vendor or donor, including, without limitation, for reliance on or for any errors or inaccuracies in this report. Neither TMX Group Limited, TSX Inc., nor any of their affiliated companies, guarantees the completeness of the information contained in this document and are not responsible for any errors or omission in or your use of, or reliance on, the information. This publication is under copyright. © 2015 TSX Inc. All rights reserved. Do not copy, distribute, sell or modify this publication without the prior written consent of TSX Inc. www.tmx.com/trading

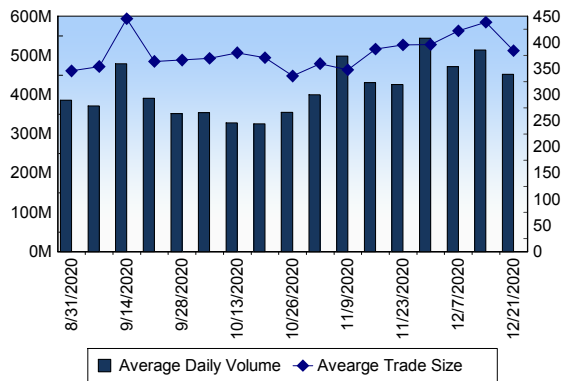
TSX

Daily Volume	452,288,512
Daily Value	\$9,890,678,418
Daily Trades	1,176,859
Daily Symbols Traded	2,075

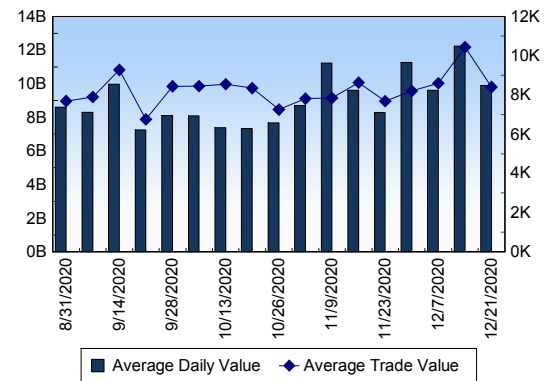
TSX ANONYMOUS TRADING

Daily Volume	166,627,454
Daily Value	\$3,612,094,651
Average Trade Size	321
% TSX Volume	36.84 %

TSX Volume



TSX Value (in Canadian Dollars)



Top 20 TSX Symbols by Volume

Symbol	TSX Volume	TSX Value
SU	11,925,112	\$257,358,516
CNQ	11,466,075	\$345,557,712
AC	9,757,571	\$214,650,769
TRP	7,887,576	\$418,633,494
BNS	6,901,022	\$467,999,176
CVE	6,731,107	\$49,309,078
MFC	6,214,867	\$137,636,372
TD	6,025,476	\$429,974,296
BBD.B	5,875,732	\$2,694,000
ENB	5,405,410	\$222,538,440
BTE	5,379,255	\$3,721,610
CPG	5,317,148	\$15,485,376
GC	5,177,469	\$225,965,998
BCE	4,404,561	\$240,926,190
K	4,391,420	\$42,459,360
AT	4,381,186	\$87,579,878
BB	4,372,198	\$39,485,448
PPL	4,236,745	\$133,160,497
NA	4,066,742	\$290,720,128
ABX	3,959,021	\$117,673,409

Top 20 TSX Symbols by Value

Symbol	TSX Volume	TSX Value
BNS	6,901,022	\$467,999,176
TD	6,025,476	\$429,974,296
TRP	7,887,576	\$418,633,494
CNQ	11,466,075	\$345,557,712
SHOP	204,346	\$311,356,863
NA	4,066,742	\$290,720,128
CM	2,515,293	\$280,622,411
SU	11,925,112	\$257,358,516
BCE	4,404,561	\$240,926,190
L	3,783,877	\$237,500,836
GC	5,177,469	\$225,965,998
ENB	5,405,410	\$222,538,440
RY	2,113,824	\$218,673,764
AC	9,757,571	\$214,650,769
CNR	1,097,467	\$153,922,771
MFC	6,214,867	\$137,636,372
WN	1,446,597	\$137,092,949
BMO	1,409,469	\$135,550,511
PPL	4,236,745	\$133,160,497
ABX	3,959,021	\$117,673,409

ETF Trading

Daily Volume	28,586,313	Average Trade Value	\$10,574
Daily Value	\$606,673,422	Average Trade Size	498
# Trades	57,376	# of ETFs Traded	758

Top 10 ETFs by TSX Volume

Symbol	Market Volume	Market Value
XEG	3,628,912	\$21,113,267
XIU	3,095,503	\$80,852,864
ZEB	1,189,043	\$34,270,210
HNU	1,133,006	\$7,891,864
XGD	760,074	\$15,419,898
HGD	715,497	\$6,187,454
HSD	688,532	\$7,928,490
HND	669,492	\$7,639,256
XSP	626,782	\$24,894,958
HSU	579,634	\$22,501,625

Top 10 ETFs by TSX Value

Symbol	Market Volume	Market Value
XIU	3,095,503	\$80,852,864
ZEB	1,189,043	\$34,270,210
XSP	626,782	\$24,894,958
HSU	579,634	\$22,501,625
XEG	3,628,912	\$21,113,267
XFN	518,002	\$19,657,379
HXT	427,719	\$16,994,281
XGD	760,074	\$15,419,898
ZSP	251,778	\$13,092,581
HQU	320,105	\$12,485,854

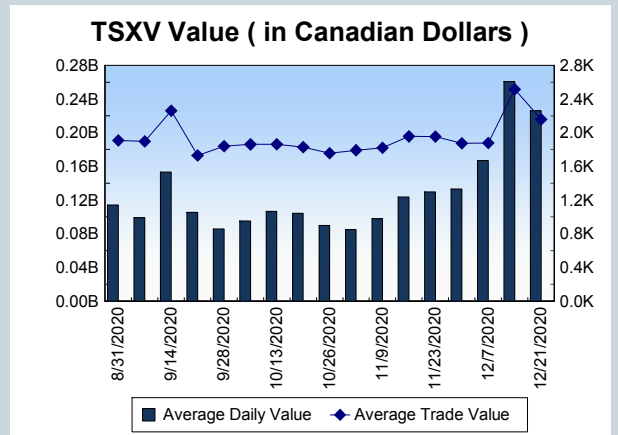
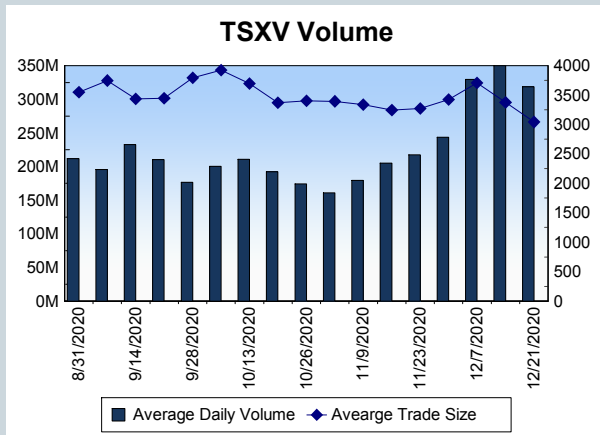
Block Trades	Non Block Trades
1,144	1,175,715

Top 5 Block Trade Brokers by Volume	
Broker	TSX Block Volume
NATIONAL BANK FINANCIAL	35,400,600
TD SECURITIES INC.	15,981,200
BMO NESBITT BURNS INC.	12,799,800
RBC CAPITAL MARKETS	11,000,500
SCOTIA CAPITAL INC.	10,378,808

Top 5 Block Trade Symbols by Volume	
Symbol	TSX Block Volume
CNQ	8,216,800
TRP	5,591,500
SU	5,246,200
BNS	5,032,300
TD	3,487,100

TSXV	
Daily Volume	318,683,169
Daily Value	\$226,257,089
Daily Trades	104,779
Daily Symbols Traded	1,333

TSXV ANONYMOUS TRADING	
Daily Volume	132,875,882
Daily Value	\$109,228,494
Average Trade Size	3,631
% TSXV Volume	41.70%



Top 20 TSXV Symbols by Volume		
Symbol	TSXV Volume	TSXV Value
HIVE	14,024,658	\$37,569,261
CSTR	7,968,636	\$481,305
MILE	7,562,948	\$76,518
NUMI	6,490,214	\$10,239,550
ID	5,811,459	\$90,807
HEM	5,551,027	\$97,271
FCC	4,660,310	\$1,309,982
SHL	4,224,314	\$572,347
DASH	3,993,774	\$1,035,243
ITM	3,759,753	\$709,269
DOC	3,690,126	\$9,650,195
BITF	3,042,844	\$4,832,025
RML	2,753,000	\$103,980
DMGI	2,635,018	\$1,963,747
QNC	2,571,600	\$142,482
KGC	2,550,844	\$390,001
NNO	2,549,069	\$13,037,614
MTRX	2,515,405	\$5,066,053
PTK	2,413,324	\$1,603,214
EHT	2,393,172	\$61,519

Top 20 TSXV Symbols by Value		
Symbol	TSXV Volume	TSXV Value
HIVE	14,024,658	\$37,569,261
PEO	1,373,832	\$20,688,475
NNO	2,549,069	\$13,037,614
NUMI	6,490,214	\$10,239,550
DOC	3,690,126	\$9,650,195
XBC	886,657	\$6,544,307
FD	344,311	\$5,919,893
MTRX	2,515,405	\$5,066,053
BITF	3,042,844	\$4,832,025
PGM	1,571,921	\$4,225,355
EXRO	743,843	\$3,445,748
WE	135,258	\$2,770,571
NOVR	946,631	\$2,643,962
GPV	102,111	\$2,601,883
GRN	1,393,287	\$2,457,762
DMGI	2,635,018	\$1,963,747
BABY	463,794	\$1,659,364
PTK	2,413,324	\$1,603,214
CTS	363,283	\$1,407,923
FCC	4,660,310	\$1,309,982

Dark TSX/TSXV Trading			
Volume	18,230,490	Daily Trades	71,323
Value	418,515,187	Daily Symbols Traded	1,397