



December 22, 2020

For more information, email trading_sales@tsx.com
 Visit our blog at <http://exchange.tmx.com/>

Indices	December 22 Close	Previous Close	Change	% Change
S&P/TSX Composite Index	17,552.46			%
S&P/TSX 60 Index	1,046.36			%
S&P/TSX Venture Composite	829.97			%
S&P/TSX Completion Index	1,072.77			%
S&P/TSX Smallcap Index	639.96			%

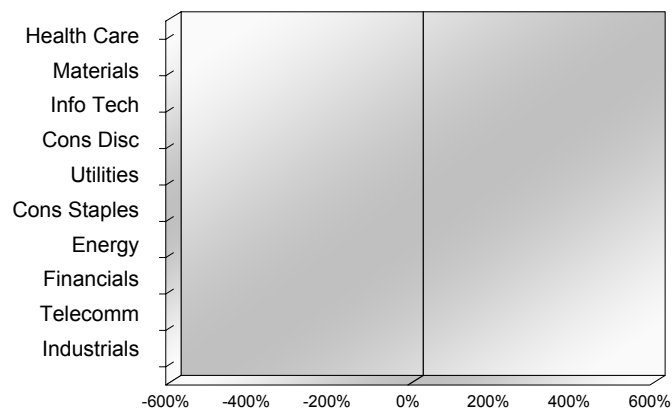
S&P/TSX Composite Index		
Advancers	Decliners	Unchanged
0	0	0

S&P/TSX Composite Index			
Top 10 Index Contributors		Top 10 Index Detractors	
Constituent	Index Contribution	Constituent	Index Contribution

S&P/TSX Composite Index			
Top 10 Advancers		Top 10 Decliners	
Constituent	Return	Constituent	Return
	%		%

S&P/TSX Composite Index				
Sector	# of Index Constituents	Weight	Market Cap (\$B)	Index Contribution
Health Care	9	%	\$28.78	
Materials	52	%	\$336.68	
Information Technology	10	%	\$281.72	
Consumer Discretionary	13	%	\$95.91	
Utilities	16	%	\$124.74	
Consumer Staples	11	%	\$96.43	
Energy	23	%	\$276.34	
Financials	26	%	\$739.08	
Communication Services	7	%	\$121.67	
Industrials	29	%	\$308.54	
S&P/TSX Composite Index	196	%	\$2,409.89	

S&P/TSX Composite Index - Sectors Returns



This report is published by TSX Inc. TSX Inc. does not guarantee either the completeness or the accuracy of this information. The information contained in this report is provided for informational purposes only and you agree not to rely upon the information contained in this report for any trading, business or financial purpose. These sheets are printed in Canada and issued by TSX Inc. under the express condition, to which everyone receiving or making use thereof assents, that no liability shall be incurred by TSX Inc. or its affiliated companies or any other vendor or donor, including, without limitation, for reliance on or for any errors or inaccuracies in this report. Neither TMX Group Limited, TSX Inc., nor any of their affiliated companies, guarantees the completeness of the information contained in this document and are not responsible for any errors or omission in or your use of, or reliance on, the information. This publication is under copyright. © 2015 TSX Inc. All rights reserved. Do not copy, distribute, sell or modify this publication without the prior written consent of TSX Inc. www.tmx.com/trading

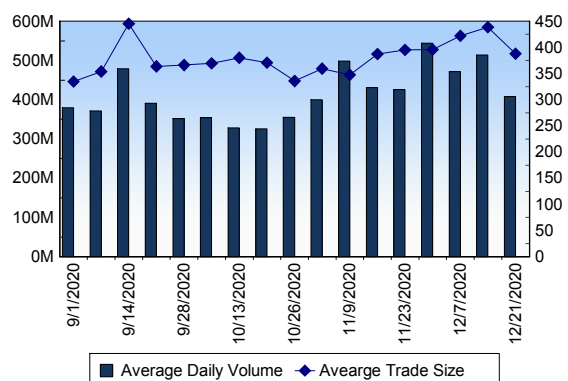
TSX

Daily Volume	363,978,015
Daily Value	\$8,652,111,554
Daily Trades	926,763
Daily Symbols Traded	1,961

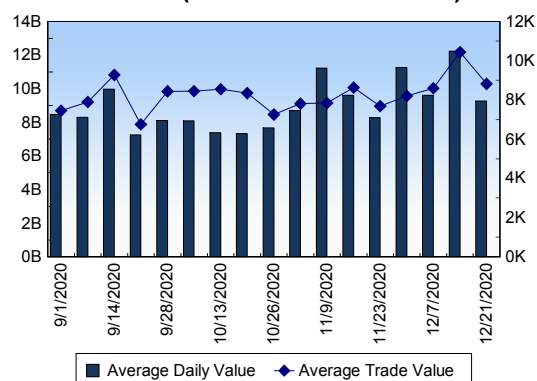
TSX ANONYMOUS TRADING

Daily Volume	130,075,408
Daily Value	\$3,117,475,007
Average Trade Size	307
% TSX Volume	35.74 %

TSX Volume



TSX Value (in Canadian Dollars)



Top 20 TSX Symbols by Volume

Symbol	TSX Volume	TSX Value
TRP	10,337,301	\$544,196,706
SU	7,191,344	\$153,195,778
BNS	6,334,172	\$430,587,470
TD	6,296,568	\$447,216,134
CNQ	5,642,048	\$168,276,570
AC	5,284,496	\$116,162,204
K	5,084,282	\$47,441,593
CVE	4,105,903	\$29,743,196
LUN	4,069,853	\$42,167,857
BBD.B	4,005,603	\$1,898,380
CM	3,813,347	\$425,533,944
CPG	3,726,470	\$10,557,465
BB	3,638,397	\$33,897,985
CFW	3,543,235	\$559,725
MFC	3,427,029	\$76,087,250
ABX	3,344,643	\$97,319,030
BCE	3,327,546	\$181,720,241
T	3,299,417	\$83,684,617
BTO	3,293,274	\$23,551,115
PPL	3,284,173	\$101,691,412

Top 20 TSX Symbols by Value

Symbol	TSX Volume	TSX Value
TRP	10,337,301	\$544,196,706
SHOP	289,567	\$470,745,220
TD	6,296,568	\$447,216,134
BNS	6,334,172	\$430,587,470
CM	3,813,347	\$425,533,944
CNR	1,416,125	\$198,795,978
BCE	3,327,546	\$181,720,241
RY	1,629,020	\$168,466,659
CNQ	5,642,048	\$168,276,570
SU	7,191,344	\$153,195,778
CP	304,691	\$133,527,744
ENB	3,185,375	\$131,690,053
BMO	1,228,452	\$118,521,228
AC	5,284,496	\$116,162,204
NA	1,554,744	\$111,390,681
PPL	3,284,173	\$101,691,412
ABX	3,344,643	\$97,319,030
CSU	54,287	\$95,813,076
MG	1,057,401	\$89,959,352
QSR	1,140,621	\$89,211,971

ETF Trading

Daily Volume	18,458,586	Average Trade Value	\$10,597
Daily Value	\$410,104,141	Average Trade Size	477
# Trades	38,701	# of ETFs Traded	675

Top 10 ETFs by TSX Volume

Symbol	Market Volume	Market Value
XIU	1,964,753	\$51,714,712
HNU	1,407,659	\$10,376,183
XEG	1,146,080	\$6,607,769
HND	824,945	\$8,880,326
ZSP	615,540	\$32,315,244
DLR	590,351	\$7,694,904
XGD	469,929	\$9,357,507
HGD	449,635	\$4,072,310
ZEB	392,797	\$11,342,613
HGU	338,472	\$7,586,204

Top 10 ETFs by TSX Value

Symbol	Market Volume	Market Value
XIU	1,964,753	\$51,714,712
ZSP	615,540	\$32,315,244
ZEB	392,797	\$11,342,613
HNU	1,407,659	\$10,376,183
XGD	469,929	\$9,357,507
XFN	240,174	\$9,146,785
HSU	230,350	\$9,055,724
HND	824,945	\$8,880,326
HQU	216,876	\$8,612,263
HXT	199,581	\$8,001,386

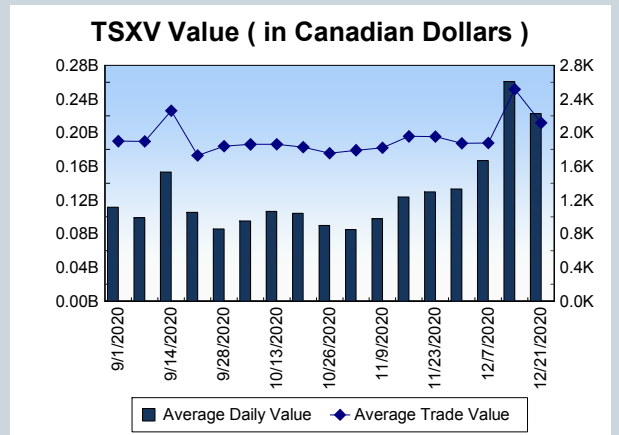
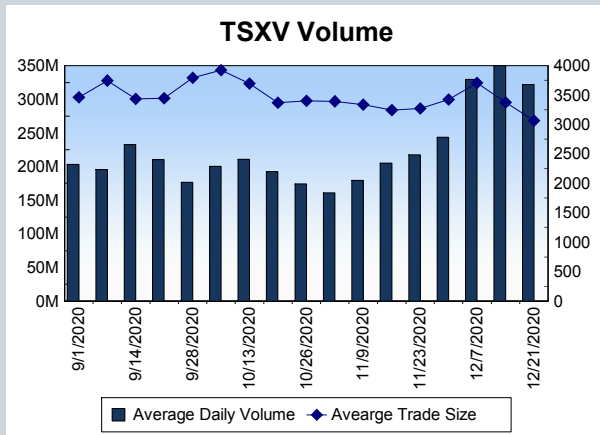
Block Trades	Non Block Trades
1,253	925,510

Top 5 Block Trade Brokers by Volume	
Broker	TSX Block Volume
NATIONAL BANK FINANCIAL	34,970,300
MERRILL LYNCH CANADA LT	15,525,200
MORGAN STANLEY CANADA	10,941,000
TD SECURITIES INC.	9,602,250
RBC CAPITAL MARKETS	9,408,400

Top 5 Block Trade Symbols by Volume	
Symbol	TSX Block Volume
TRP	8,279,200
BNS	5,051,400
TD	4,247,400
SU	3,811,800
CNQ	3,676,000

TSXV	
Daily Volume	325,507,319
Daily Value	\$218,686,097
Daily Trades	105,400
Daily Symbols Traded	1,311

TSXV ANONYMOUS TRADING	
Daily Volume	127,072,525
Daily Value	\$90,931,150
Average Trade Size	3,755
% TSXV Volume	39.04%



Top 20 TSXV Symbols by Volume		
Symbol	TSXV Volume	TSXV Value
CSTR	30,899,959	\$3,358,689
NUMI	9,653,197	\$12,299,003
HIVE	7,962,673	\$22,063,981
FORT	7,003,345	\$1,753,478
NXS	6,586,542	\$535,429
BITF	6,577,158	\$16,219,543
DASH	6,091,074	\$2,322,678
ELXR	5,862,393	\$59,469
DOC	5,587,029	\$15,125,933
AMY	5,053,384	\$2,325,913
FCC	3,963,400	\$1,164,880
HEM	3,889,250	\$72,466
THRM	2,986,435	\$639,907
RHT	2,878,215	\$1,077,420
QNC	2,564,275	\$140,513
RML	2,330,000	\$93,200
FCO	2,274,436	\$172,535
NUG	2,240,321	\$261,734
DMGI	2,234,538	\$1,661,324
VLI	2,013,650	\$59,057

Top 20 TSXV Symbols by Value		
Symbol	TSXV Volume	TSXV Value
HIVE	7,962,673	\$22,063,981
PEO	1,186,465	\$17,857,903
BITF	6,577,158	\$16,219,543
DOC	5,587,029	\$15,125,933
NUMI	9,653,197	\$12,299,003
NNO	1,687,528	\$9,430,030
FD	240,675	\$4,275,853
XBC	460,382	\$3,442,037
MTRX	1,736,075	\$3,405,394
CSTR	30,899,959	\$3,358,689
GPV	111,805	\$3,041,006
AMY	5,053,384	\$2,325,913
DASH	6,091,074	\$2,322,678
GRN	1,245,467	\$2,220,205
WE	102,695	\$2,123,695
PGM	754,291	\$2,012,886
CTS	491,300	\$2,010,040
ZEN	1,055,894	\$2,005,844
NEXE	1,064,894	\$1,902,232
NOVR	587,617	\$1,773,795

Dark TSX/TSXV Trading			
Volume	16,024,850	Daily Trades	61,090
Value	360,848,988	Daily Symbols Traded	1,306