



December 23, 2020

For more information, email [trading\\_sales@tsx.com](mailto:trading_sales@tsx.com)  
 Visit our blog at <http://exchange.tmx.com/>

Indices	December 23 Close	Previous Close	Change	% Change
S&P/TSX Composite Index	17,593.57			%
S&P/TSX 60 Index	1,047.25			%
S&P/TSX Venture Composite	841.89			%
S&P/TSX Completion Index	1,081.26			%
S&P/TSX Smallcap Index	650.84			%

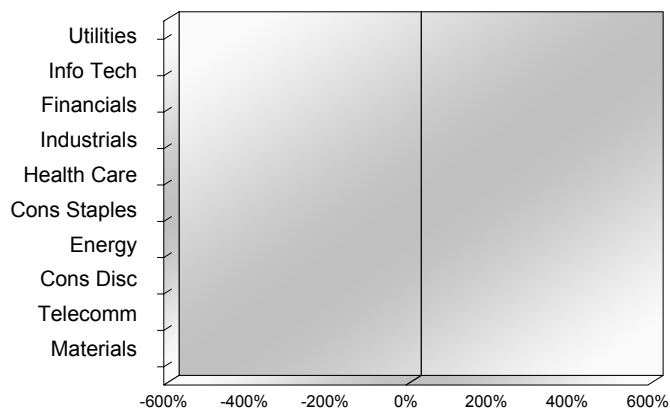
S&P/TSX Composite Index		
Advancers	Decliners	Unchanged
0	0	0

S&P/TSX Composite Index			
Top 10 Index Contributors		Top 10 Index Detractors	
Constituent	Index Contribution	Constituent	Index Contribution

S&P/TSX Composite Index			
Top 10 Advancers		Top 10 Decliners	
Constituent	Return	Constituent	Return
	%		%

S&P/TSX Composite Index				
Sector	# of Index Constituents	Weight	Market Cap (\$B)	Index Contribution
Utilities	16	%	\$125.44	
Information Technology	10	%	\$267.31	
Financials	26	%	\$746.29	
Industrials	29	%	\$308.47	
Health Care	9	%	\$29.38	
Consumer Staples	11	%	\$95.98	
Energy	23	%	\$281.36	
Consumer Discretionary	13	%	\$97.90	
Communication Services	7	%	\$122.17	
Materials	52	%	\$341.48	
<b>S&amp;P/TSX Composite Index</b>	<b>196</b>	<b>%</b>	<b>\$2,415.79</b>	

S&P/TSX Composite Index - Sectors Returns



This report is published by TSX Inc. TSX Inc. does not guarantee either the completeness or the accuracy of this information. The information contained in this report is provided for informational purposes only and you agree not to rely upon the information contained in this report for any trading, business or financial purpose. These sheets are printed in Canada and issued by TSX Inc. under the express condition, to which everyone receiving or making use thereof assents, that no liability shall be incurred by TSX Inc. or its affiliated companies or any other vendor or donor, including, without limitation, for reliance on or for any errors or inaccuracies in this report. Neither TMX Group Limited, TSX Inc., nor any of their affiliated companies, guarantees the completeness of the information contained in this document and are not responsible for any errors or omission in or your use of, or reliance on, the information. This publication is under copyright. © 2015 TSX Inc. All rights reserved. Do not copy, distribute, sell or modify this publication without the prior written consent of TSX Inc. [www.tmx.com/trading](http://www.tmx.com/trading)

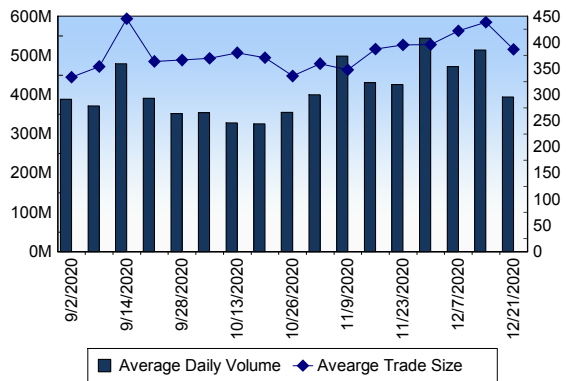
## TSX

Daily Volume	365,407,878
Daily Value	\$7,806,408,505
Daily Trades	951,619
Daily Symbols Traded	1,971

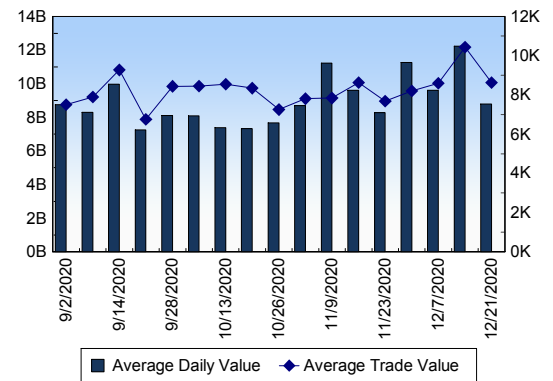
## TSX ANONYMOUS TRADING

Daily Volume	131,152,999
Daily Value	\$2,725,432,620
Average Trade Size	307
% TSX Volume	35.89 %

### TSX Volume



### TSX Value ( in Canadian Dollars )



### Top 20 TSX Symbols by Volume

Symbol	TSX Volume	TSX Value
TRP	6,518,626	\$344,338,866
CFW	6,186,370	\$873,151
NCU	5,769,644	\$669,322
AC	5,604,550	\$129,110,522
TD	5,364,566	\$384,524,325
CVE	5,006,590	\$37,467,836
SU	4,956,157	\$108,922,535
BNS	4,936,149	\$337,791,161
IPL	4,747,302	\$58,327,745
AT	4,518,931	\$75,068,013
CPG	4,504,078	\$13,423,335
MEG	4,369,344	\$20,018,784
CNQ	4,283,287	\$131,286,209
ACB	4,280,056	\$50,709,185
AAV	4,134,576	\$7,367,284
POW	4,016,516	\$116,038,133
TGOD	3,900,162	\$930,302
SCR	3,860,561	\$5,966,578
BBD.B	3,747,997	\$1,759,588
ENB	3,626,851	\$149,872,142

### Top 20 TSX Symbols by Value

Symbol	TSX Volume	TSX Value
SHOP	307,817	\$481,628,976
TD	5,364,566	\$384,524,325
RY	3,435,219	\$359,823,292
TRP	6,518,626	\$344,338,866
BNS	4,936,149	\$337,791,161
MG	2,359,624	\$219,849,470
CM	1,681,649	\$188,596,803
BMO	1,842,137	\$179,207,041
NA	2,422,899	\$172,951,094
ENB	3,626,851	\$149,872,142
CNQ	4,283,287	\$131,286,209
AC	5,604,550	\$129,110,522
BCE	2,161,315	\$118,271,096
POW	4,016,516	\$116,038,133
CP	261,027	\$114,647,060
CNR	784,015	\$109,853,275
SU	4,956,157	\$108,922,535
KL	1,821,145	\$98,229,850
NTR	1,351,502	\$81,221,067
PPL	2,488,767	\$77,488,965

## ETF Trading

Daily Volume	19,654,315	Average Trade Value	\$9,826
Daily Value	\$382,873,867	Average Trade Size	504
# Trades	38,966	# of ETFs Traded	668

### Top 10 ETFs by TSX Volume

Symbol	Market Volume	Market Value
HNU	3,228,942	\$21,508,050
XIU	1,845,823	\$48,778,247
XEG	1,035,630	\$6,102,630
HND	942,862	\$11,093,071
DLR	578,768	\$7,508,699
XIC	405,293	\$11,400,325
NXF	363,821	\$1,386,718
DLR.U	361,594	\$3,649,634
XGD	351,467	\$7,028,273
HGU	348,999	\$7,915,890

### Top 10 ETFs by TSX Value

Symbol	Market Volume	Market Value
XIU	1,845,823	\$48,778,247
HNU	3,228,942	\$21,508,050
XIC	405,293	\$11,400,325
HND	942,862	\$11,093,071
ZSP	205,539	\$10,764,527
XFN	263,865	\$10,147,263
ZEB	341,364	\$9,942,384
HXT	243,525	\$9,804,601
HQU	219,107	\$8,695,615
HGU	348,999	\$7,915,890

### Block Trades

829

### Non Block Trades

950,790

#### Top 5 Block Trade Brokers by Volume

Broker	TSX Block Volume
NATIONAL BANK FINANCIAL	23,780,900
GOLDMAN SACHS CANADA I	12,124,100
BMO NESBITT BURNS INC.	10,023,300
MERRILL LYNCH CANADA LT	8,645,600
CIBC WORLD MARKETS INC.	6,568,300

#### Top 5 Block Trade Symbols by Volume

Symbol	TSX Block Volume
TRP	4,483,100
IPL	3,781,500
TD	3,416,800
BNS	3,205,400
POW	3,150,000

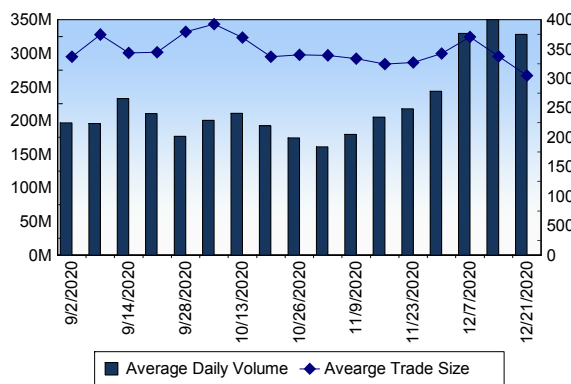
### TSXV

Daily Volume	340,497,036
Daily Value	\$228,853,558
Daily Trades	112,664
Daily Symbols Traded	1,307

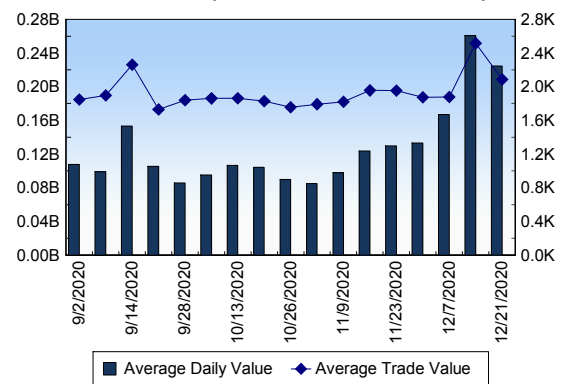
### TSXV ANONYMOUS TRADING

Daily Volume	129,921,283
Daily Value	\$95,583,174
Average Trade Size	3,633
% TSXV Volume	38.16%

#### TSXV Volume



#### TSXV Value ( in Canadian Dollars )



#### Top 20 TSXV Symbols by Volume

Symbol	TSXV Volume	TSXV Value
CSTR	20,229,863	\$2,927,251
MILE	14,406,916	\$75,856
NUMI	11,043,540	\$13,421,478
VLI	9,285,139	\$333,719
HIVE	7,744,285	\$20,246,233
BITF	7,314,163	\$21,489,378
EL	7,063,937	\$257,416
AMY	6,420,774	\$3,375,210
ACST	5,150,804	\$2,883,839
SEV	4,774,284	\$166,954
FTEC	4,648,473	\$526,757
EHT	3,847,903	\$116,443
ID	3,806,616	\$56,504
DAC	3,666,320	\$334,224
MTRX	3,411,654	\$6,034,568
HPQ	3,123,800	\$2,760,287
NOU	3,065,439	\$2,622,032
GRN	2,836,049	\$5,744,340
QNC	2,751,887	\$220,802
DASH	2,662,729	\$750,486

#### Top 20 TSXV Symbols by Value

Symbol	TSXV Volume	TSXV Value
BITF	7,314,163	\$21,489,378
HIVE	7,744,285	\$20,246,233
NUMI	11,043,540	\$13,421,478
PEO	776,260	\$11,690,472
NNO	1,771,862	\$10,707,874
CTS	1,612,855	\$6,951,241
MTRX	3,411,654	\$6,034,568
GRN	2,836,049	\$5,744,340
GPV	169,475	\$4,938,232
NOVR	1,331,269	\$4,655,620
DOC	1,734,934	\$4,514,556
IPA	226,280	\$3,928,140
XBC	439,267	\$3,449,265
AMY	6,420,774	\$3,375,210
CSTR	20,229,863	\$2,927,251
WE	151,612	\$2,898,046
ACST	5,150,804	\$2,883,839
ZEN	1,345,663	\$2,843,695
HPQ	3,123,800	\$2,760,287
BRAG	1,770,062	\$2,636,740

### Dark TSX/TSXV Trading

Volume	16,045,530	Daily Trades	64,200
Value	369,590,970	Daily Symbols Traded	1,319