



January 14, 2021

For more information, email trading_sales@tsx.com
 Visit our blog at <http://exchange.tmx.com/>

Indices	January 14 Close	Previous Close	Change	% Change
S&P/TSX Composite Index	17,958.09			%
S&P/TSX 60 Index	1,067.62			%
S&P/TSX Venture Composite	914.35			%
S&P/TSX Completion Index	1,108.72			%
S&P/TSX Smallcap Index	688.62			%

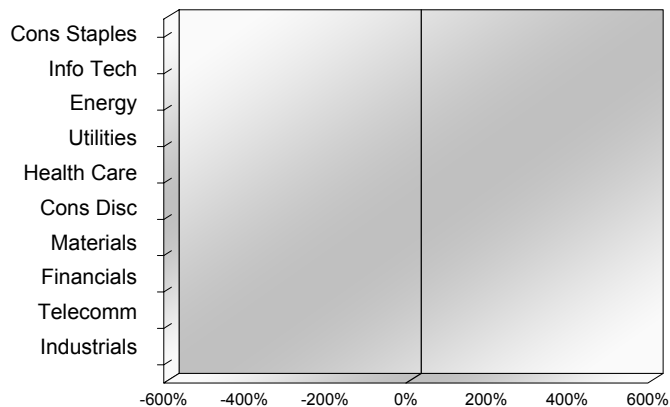
S&P/TSX Composite Index		
Advancers	Decliners	Unchanged
0	0	0

S&P/TSX Composite Index			
Top 10 Index Contributors		Top 10 Index Detractors	
Constituent	Index Contribution	Constituent	Index Contribution

S&P/TSX Composite Index			
Top 10 Advancers		Top 10 Decliners	
Constituent	Return	Constituent	Return
	%		%

S&P/TSX Composite Index				
Sector	# of Index Constituents	Weight	Market Cap (\$B)	Index Contribution
Consumer Staples	11	%	\$88.98	
Information Technology	10	%	\$260.97	
Energy	22	%	\$306.77	
Utilities	16	%	\$129.88	
Health Care	9	%	\$36.98	
Consumer Discretionary	13	%	\$99.79	
Materials	52	%	\$339.16	
Financials	26	%	\$766.67	
Communication Services	7	%	\$123.24	
Industrials	29	%	\$315.03	
S&P/TSX Composite Index	195	%	\$2,467.48	

S&P/TSX Composite Index - Sectors Returns



This report is published by TSX Inc. TSX Inc. does not guarantee either the completeness or the accuracy of this information. The information contained in this report is provided for informational purposes only and you agree not to rely upon the information contained in this report for any trading, business or financial purpose. These sheets are printed in Canada and issued by TSX Inc. under the express condition, to which everyone receiving or making use thereof assents, that no liability shall be incurred by TSX Inc. or its affiliated companies or any other vendor or donor, including, without limitation, for reliance on or for any errors or inaccuracies in this report. Neither TMX Group Limited, TSX Inc., nor any of their affiliated companies, guarantees the completeness of the information contained in this document and are not responsible for any errors or omission in or your use of, or reliance on, the information. This publication is under copyright. © 2015 TSX Inc. All rights reserved. Do not copy, distribute, sell or modify this publication without the prior written consent of TSX Inc. www.tmx.com/trading

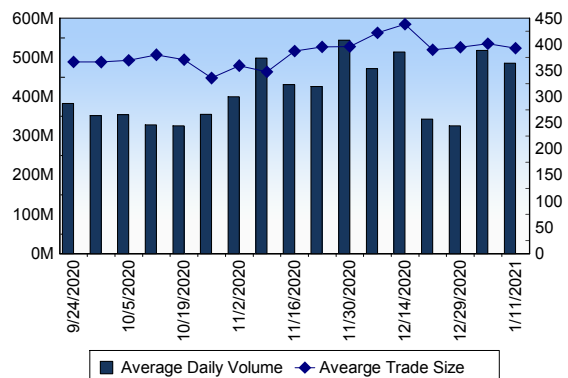
TSX

Daily Volume	575,447,367
Daily Value	\$11,272,194,932
Daily Trades	1,365,254
Daily Symbols Traded	2,048

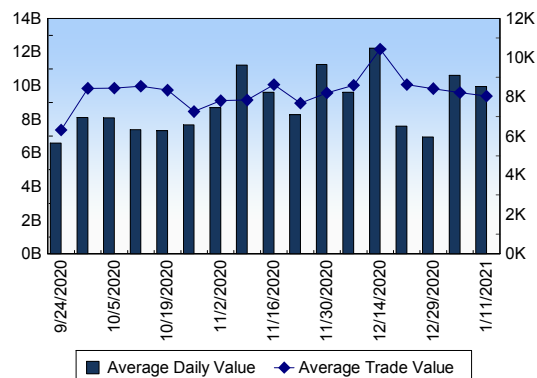
TSX ANONYMOUS TRADING

Daily Volume	212,533,264
Daily Value	\$4,468,419,522
Average Trade Size	354
% TSX Volume	36.93 %

TSX Volume



TSX Value (in Canadian Dollars)



Top 20 TSX Symbols by Volume

Symbol	TSX Volume	TSX Value
APHA	17,875,972	\$262,743,217
ATD.B	16,095,656	\$589,783,571
SU	14,608,942	\$355,085,570
AZZ	13,248,652	\$3,001,363
BB	11,959,761	\$131,008,665
TGOD	11,950,350	\$4,172,043
ENB	11,848,821	\$532,100,275
FIRE	11,239,305	\$2,248,855
ACB	11,163,540	\$166,572,390
SCR	10,336,922	\$25,677,884
BBD.B	8,647,021	\$5,120,691
ZENA	8,301,934	\$610,628
HEXO	7,844,650	\$70,199,693
LABS	7,524,052	\$6,202,537
AC	6,969,601	\$166,647,348
CPG	6,846,299	\$26,027,829
TD	6,689,134	\$504,931,293
CVE	6,577,057	\$53,740,462
POW	6,374,831	\$196,388,378
CNQ	6,311,624	\$208,764,100

Top 20 TSX Symbols by Value

Symbol	TSX Volume	TSX Value
ATD.B	16,095,656	\$589,783,571
ENB	11,848,821	\$532,100,275
TD	6,689,134	\$504,931,293
RY	4,206,224	\$455,400,686
BNS	5,695,020	\$397,995,866
SU	14,608,942	\$355,085,570
SHOP	231,369	\$349,837,681
TRP	5,397,636	\$301,557,602
APHA	17,875,972	\$262,743,217
CNQ	6,311,624	\$208,764,100
CM	1,725,505	\$196,532,777
POW	6,374,831	\$196,388,378
BMO	1,709,193	\$170,151,425
AC	6,969,601	\$166,647,348
ACB	11,163,540	\$166,572,390
PPL	4,300,863	\$151,095,773
FFH	317,316	\$150,919,123
BB	11,959,761	\$131,008,665
MFC	5,156,552	\$126,552,557
CNR	872,607	\$124,303,079

ETF Trading

Daily Volume	24,260,298	Average Trade Value	\$9,396
Daily Value	\$502,918,416	Average Trade Size	453
# Trades	53,526	# of ETFs Traded	735

Top 10 ETFs by TSX Volume

Symbol	Market Volume	Market Value
HNU	3,077,176	\$21,659,796
XEG	1,714,853	\$11,279,699
HND	1,509,263	\$16,197,066
XIU	1,498,718	\$40,512,832
DLR	1,236,041	\$15,782,057
ZSP	764,985	\$40,494,526
HMMJ	635,010	\$6,951,857
ZEB	507,567	\$15,235,909
XGD	455,661	\$8,931,318
DLR.U	442,725	\$4,463,161

Top 10 ETFs by TSX Value

Symbol	Market Volume	Market Value
XIU	1,498,718	\$40,512,832
ZSP	764,985	\$40,494,526
HNU	3,077,176	\$21,659,796
HND	1,509,263	\$16,197,066
DLR	1,236,041	\$15,782,057
ZEB	507,567	\$15,235,909
XEG	1,714,853	\$11,279,699
HQU	249,710	\$10,303,859
XIC	350,963	\$10,034,402
VFV	106,692	\$9,136,197

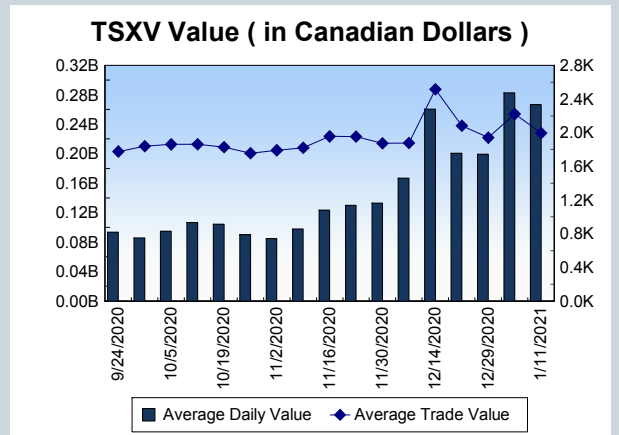
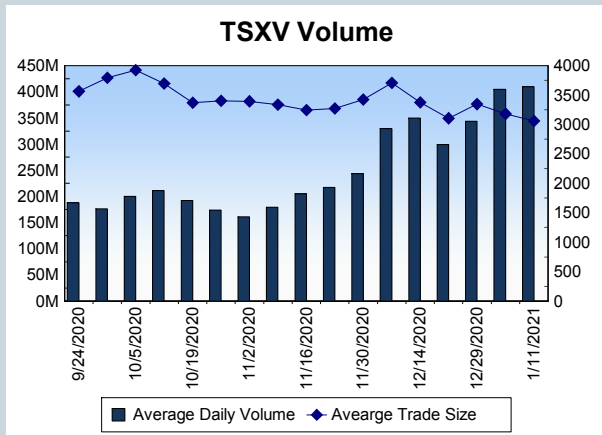
Block Trades	Non Block Trades
1,401	1,363,853

Top 5 Block Trade Brokers by Volume	
Broker	TSX Block Volume
NATIONAL BANK FINANCIAL	27,917,834
TD SECURITIES INC.	26,747,600
GOLDMAN SACHS CANADA I	22,200,800
RBC CAPITAL MARKETS	13,299,200
HAYWOOD SECURITIES INC.	11,452,500

Top 5 Block Trade Symbols by Volume	
Symbol	TSX Block Volume
AZZ	11,452,500
ENB	6,527,300
SU	5,665,100
POW	4,662,300
IPL	4,210,000

TSXV	
Daily Volume	412,923,190
Daily Value	\$297,515,718
Daily Trades	139,205
Daily Symbols Traded	1,326

TSXV ANONYMOUS TRADING	
Daily Volume	157,976,804
Daily Value	\$121,235,985
Average Trade Size	3,573
% TSXV Volume	38.26%



Top 20 TSXV Symbols by Volume		
Symbol	TSXV Volume	TSXV Value
SAY	10,549,544	\$607,474
VLI	10,472,096	\$803,386
MN	8,329,928	\$3,308,704
FCC	8,099,772	\$2,514,884
DM	7,874,779	\$1,340,492
THRM	7,695,155	\$2,707,467
N	7,414,706	\$2,826,268
PEI	7,124,340	\$181,911
HIVE	6,532,474	\$20,801,722
BRAG	6,244,897	\$12,753,391
ZONE	6,163,680	\$889,869
FLT	5,122,042	\$5,479,499
NOU	5,001,221	\$7,964,283
PRSN	4,562,025	\$217,780
DMGI	4,407,619	\$9,418,316
WATR	3,978,440	\$146,683
SOLR	3,943,531	\$898,475
FUSE	3,877,166	\$259,534
NRM	3,745,114	\$4,029,887
NUMI	3,470,062	\$4,489,885

Top 20 TSXV Symbols by Value		
Symbol	TSXV Volume	TSXV Value
HIVE	6,532,474	\$20,801,722
BITF	3,320,670	\$16,460,122
BRAG	6,244,897	\$12,753,391
PEO	782,741	\$11,826,952
RCK	1,571,270	\$10,702,347
CTS	1,592,582	\$10,252,871
DMGI	4,407,619	\$9,418,316
NOU	5,001,221	\$7,964,283
BUS	2,326,914	\$7,803,977
RECO	2,024,258	\$6,834,192
FLT	5,122,042	\$5,479,499
NOVR	1,000,981	\$5,012,349
NUMI	3,470,062	\$4,489,885
LI	1,882,973	\$4,079,634
NRM	3,745,114	\$4,029,887
FD	214,532	\$3,860,718
CYP	2,530,751	\$3,777,958
HEO	1,353,016	\$3,489,363
MN	8,329,928	\$3,308,704
NEXE	1,301,759	\$3,126,168

Dark TSX/TSXV Trading			
Volume	24,787,510	Daily Trades	80,071
Value	618,296,551	Daily Symbols Traded	1,397