



January 18, 2021

For more information, email trading_sales@tsx.com
 Visit our blog at <http://exchange.tmx.com/>

Indices	January 18 Close	Previous Close	Change	% Change
S&P/TSX Composite Index	17,944.88			%
S&P/TSX 60 Index	1,068.04			%
S&P/TSX Venture Composite	920.33			%
S&P/TSX Completion Index	1,103.27			%
S&P/TSX Smallcap Index	681.12			%

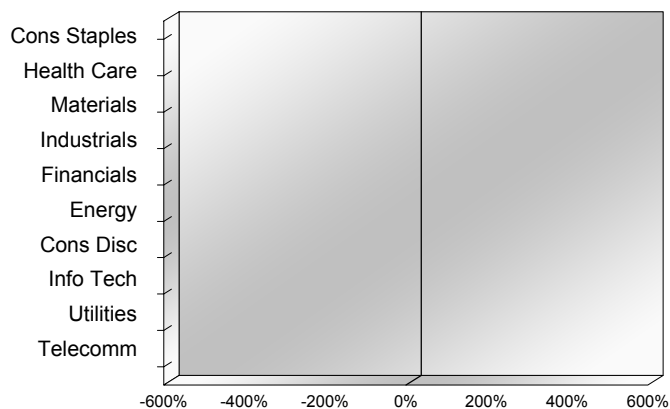
S&P/TSX Composite Index		
Advancers	Decliners	Unchanged
0	0	0

S&P/TSX Composite Index			
Top 10 Index Contributors		Top 10 Index Detractors	
Constituent	Index Contribution	Constituent	Index Contribution

S&P/TSX Composite Index			
Top 10 Advancers		Top 10 Decliners	
Constituent	Return	Constituent	Return
	%		%

S&P/TSX Composite Index				
Sector	# of Index Constituents	Weight	Market Cap (\$B)	Index Contribution
Consumer Staples	11	%	\$91.38	
Health Care	9	%	\$37.19	
Materials	52	%	\$333.54	
Industrials	29	%	\$314.86	
Financials	26	%	\$771.48	
Energy	22	%	\$295.44	
Consumer Discretionary	13	%	\$99.15	
Information Technology	10	%	\$265.68	
Utilities	16	%	\$131.29	
Communication Services	7	%	\$124.92	
S&P/TSX Composite Index	195	%	\$2,464.91	

S&P/TSX Composite Index - Sectors Returns



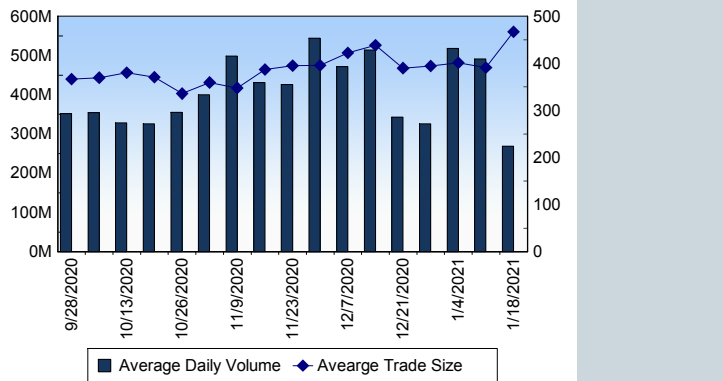
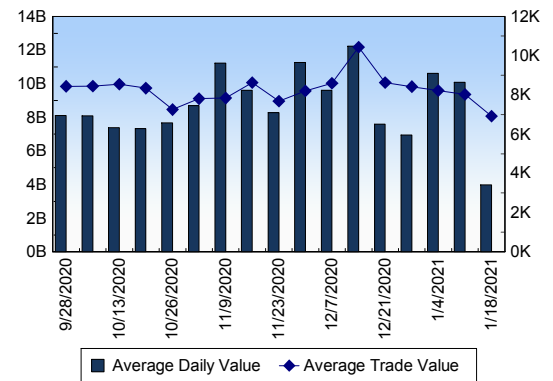
This report is published by TSX Inc. TSX Inc. does not guarantee either the completeness or the accuracy of this information. The information contained in this report is provided for informational purposes only and you agree not to rely upon the information contained in this report for any trading, business or financial purpose. These sheets are printed in Canada and issued by TSX Inc. under the express condition, to which everyone receiving or making use thereof assents, that no liability shall be incurred by TSX Inc. or its affiliated companies or any other vendor or donor, including, without limitation, for reliance on or for any errors or inaccuracies in this report. Neither TMX Group Limited, TSX Inc., nor any of their affiliated companies, guarantees the completeness of the information contained in this document and are not responsible for any errors or omission in or your use of, or reliance on, the information. This publication is under copyright. © 2015 TSX Inc. All rights reserved. Do not copy, distribute, sell or modify this publication without the prior written consent of TSX Inc. www.tmx.com/trading

TSX

Daily Volume	268,699,595
Daily Value	\$3,978,660,772
Daily Trades	575,669
Daily Symbols Traded	2,009

TSX ANONYMOUS TRADING

Daily Volume	90,639,800
Daily Value	\$1,721,695,516
Average Trade Size	372
% TSX Volume	33.73 %

TSX Volume**TSX Value (in Canadian Dollars)****Top 20 TSX Symbols by Volume**

Symbol	TSX Volume	TSX Value
ZENA	39,431,529	\$4,175,968
SCR	7,168,468	\$23,800,936
NCU	6,180,186	\$1,072,159
ATD.B	5,491,808	\$212,169,884
BB	4,958,358	\$64,440,964
NEXT	4,324,165	\$451,691
FIRE	3,568,557	\$785,124
CPG	3,420,818	\$12,295,210
SU	3,247,188	\$74,440,714
IPL	3,053,123	\$40,577,530
RY	2,987,449	\$323,615,235
ENB	2,922,156	\$128,613,309
APHA	2,603,498	\$42,077,922
TD	2,590,370	\$195,441,730
MEG	2,537,005	\$11,274,572
EFL	2,352,247	\$4,569,464
TRP	2,090,790	\$113,278,235
TV	2,026,851	\$481,721
TMR	2,001,283	\$4,379,996
HNU	1,980,090	\$13,195,906

Top 20 TSX Symbols by Value

Symbol	TSX Volume	TSX Value
RY	2,987,449	\$323,615,235
ATD.B	5,491,808	\$212,169,884
TD	2,590,370	\$195,441,730
CM	1,611,659	\$183,413,295
ENB	2,922,156	\$128,613,309
TRP	2,090,790	\$113,278,235
SHOP	67,169	\$102,257,173
SU	3,247,188	\$74,440,714
BNS	988,310	\$69,452,883
BB	4,958,358	\$64,440,964
BMO	575,759	\$58,125,866
NTR	783,163	\$53,288,060
MFC	1,942,909	\$47,407,491
APHA	2,603,498	\$42,077,922
POW	1,336,248	\$42,005,491
IPL	3,053,123	\$40,577,530
AC	1,748,294	\$40,408,602
BCE	669,545	\$37,346,241
LSPD	391,864	\$35,661,910
CNQ	1,098,217	\$34,310,111

ETF Trading

Daily Volume	13,023,674	Average Trade Value	\$7,282
Daily Value	\$244,350,720	Average Trade Size	388
# Trades	33,554	# of ETFs Traded	736

Top 10 ETFs by TSX Volume

Symbol	Market Volume	Market Value
HNU	1,980,090	\$13,195,906
XEG	1,034,895	\$6,492,240
HND	1,015,845	\$11,387,514
XIU	724,282	\$19,553,746
DLR	462,063	\$5,950,830
ZPR	215,012	\$2,164,028
FIE	206,684	\$1,446,380
DLR.U	201,484	\$2,031,300
XUT	188,236	\$5,682,122
ZWC	178,084	\$2,989,890

Top 10 ETFs by TSX Value

Symbol	Market Volume	Market Value
XIU	724,282	\$19,553,746
HNU	1,980,090	\$13,195,906
HND	1,015,845	\$11,387,514
XEG	1,034,895	\$6,492,240
DLR	462,063	\$5,950,830
XUT	188,236	\$5,682,122
VGRO	178,024	\$5,249,783
XSP	110,632	\$4,483,294
VFV	50,539	\$4,327,586
ZEB	142,923	\$4,309,469

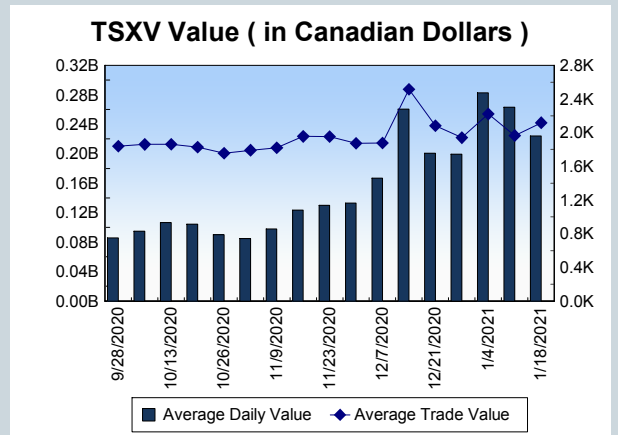
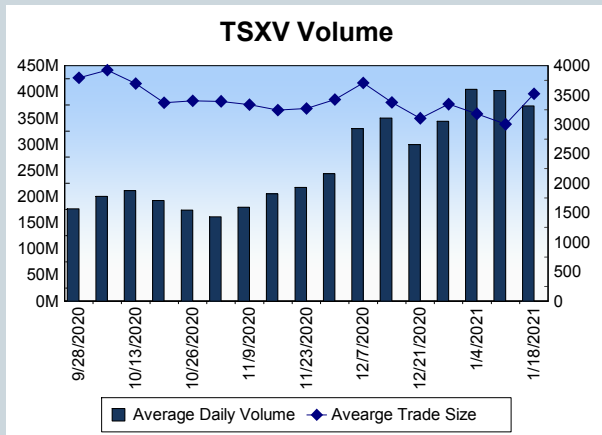
Block Trades	Non Block Trades
336	575,333

Top 5 Block Trade Brokers by Volume	
Broker	TSX Block Volume
TD SECURITIES INC.	7,254,200
NATIONAL BANK FINANCIAL	7,107,900
BMO NESBITT BURNS INC.	3,769,600
HAYWOOD SECURITIES INC.	3,758,500
SCOTIA CAPITAL INC.	3,300,500

Top 5 Block Trade Symbols by Volume	
Symbol	TSX Block Volume
NCU	3,758,500
IPL	2,405,500
RY	2,227,800
ZENA	2,100,000
TMR	1,681,700

TSXV	
Daily Volume	372,783,141
Daily Value	\$224,178,158
Daily Trades	105,831
Daily Symbols Traded	1,262

TSXV ANONYMOUS TRADING	
Daily Volume	148,721,209
Daily Value	\$97,475,994
Average Trade Size	4,455
% TSXV Volume	39.89%



Top 20 TSXV Symbols by Volume		
Symbol	TSXV Volume	TSXV Value
THRM	26,914,301	\$19,466,693
NU	13,687,860	\$3,099,698
SOLR	11,397,902	\$3,408,223
SVA	8,739,357	\$17,160,898
MRS	8,673,615	\$2,591,959
DM	6,732,475	\$1,295,852
NCI	6,507,518	\$305,646
ICO	6,239,268	\$393,001
OEE	5,714,900	\$203,822
PEI	4,899,110	\$143,308
LBL	4,414,228	\$406,235
FCC	4,390,944	\$1,358,009
SAY	4,343,629	\$305,626
HITI	3,717,552	\$1,115,413
HIVE	3,338,737	\$9,861,444
SQG	3,277,100	\$67,939
FORT	3,254,230	\$711,845
VXL	3,247,939	\$1,750,986
ILI	3,245,280	\$315,361
HITI.WT	3,032,766	\$273,200

Top 20 TSXV Symbols by Value		
Symbol	TSXV Volume	TSXV Value
THRM	26,914,301	\$19,466,693
SVA	8,739,357	\$17,160,898
RECO	2,761,289	\$12,345,311
HIVE	3,338,737	\$9,861,444
CTS	1,297,221	\$8,515,921
BITF	1,189,160	\$4,948,598
BRAG	1,913,255	\$4,501,617
PEO	292,633	\$4,418,283
SOLR	11,397,902	\$3,408,223
FD	185,310	\$3,340,867
NEXE	1,089,083	\$3,284,582
GRN	1,389,146	\$3,205,603
FLT	2,786,535	\$3,119,177
NU	13,687,860	\$3,099,698
RCK	473,848	\$2,840,618
RECO.WT	829,939	\$2,805,765
DOC	1,155,582	\$2,641,893
MRS	8,673,615	\$2,591,959
HEO	871,506	\$2,466,771
NLC	795,754	\$2,367,805

Dark TSX/TSXV Trading			
Volume	12,161,070	Daily Trades	51,656
Value	283,683,112	Daily Symbols Traded	1,321