



January 27, 2021

For more information, email trading_sales@tsx.com
 Visit our blog at <http://exchange.tmx.com/>

Indices	January 27 Close	Previous Close	Change	% Change
S&P/TSX Composite Index	17,424.43			%
S&P/TSX 60 Index	1,029.47			%
S&P/TSX Venture Composite	917.40			%
S&P/TSX Completion Index	1,100.50			%
S&P/TSX Smallcap Index	659.34			%

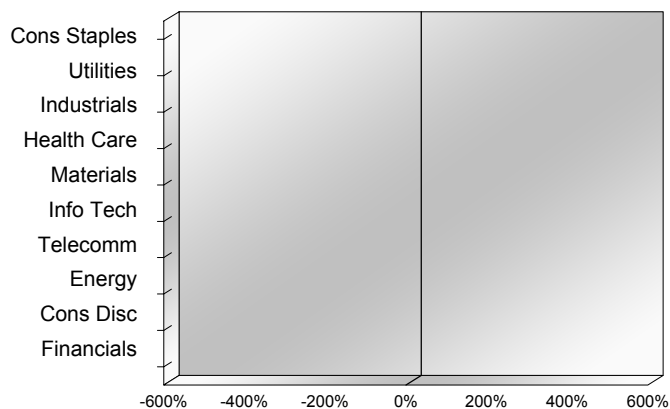
S&P/TSX Composite Index		
Advancers	Decliners	Unchanged
0	0	0

S&P/TSX Composite Index			
Top 10 Index Contributors		Top 10 Index Detractors	
Constituent	Index Contribution	Constituent	Index Contribution

S&P/TSX Composite Index			
Top 10 Advancers		Top 10 Decliners	
Constituent	Return	Constituent	Return
	%		%

S&P/TSX Composite Index				
Sector	# of Index Constituents	Weight	Market Cap (\$B)	Index Contribution
Consumer Staples	11	%	\$90.36	
Utilities	16	%	\$130.77	
Industrials	29	%	\$299.95	
Health Care	9	%	\$37.57	
Materials	52	%	\$320.03	
Information Technology	10	%	\$260.41	
Communication Services	7	%	\$124.58	
Energy	22	%	\$286.43	
Consumer Discretionary	13	%	\$94.44	
Financials	26	%	\$746.87	
S&P/TSX Composite Index	195	%	\$2,391.41	

S&P/TSX Composite Index - Sectors Returns



This report is published by TSX Inc. TSX Inc. does not guarantee either the completeness or the accuracy of this information. The information contained in this report is provided for informational purposes only and you agree not to rely upon the information contained in this report for any trading, business or financial purpose. These sheets are printed in Canada and issued by TSX Inc. under the express condition, to which everyone receiving or making use thereof assents, that no liability shall be incurred by TSX Inc. or its affiliated companies or any other vendor or donor, including, without limitation, for reliance on or for any errors or inaccuracies in this report. Neither TMX Group Limited, TSX Inc., nor any of their affiliated companies, guarantees the completeness of the information contained in this document and are not responsible for any errors or omission in or your use of, or reliance on, the information. This publication is under copyright. © 2015 TSX Inc. All rights reserved. Do not copy, distribute, sell or modify this publication without the prior written consent of TSX Inc. www.tmx.com/trading

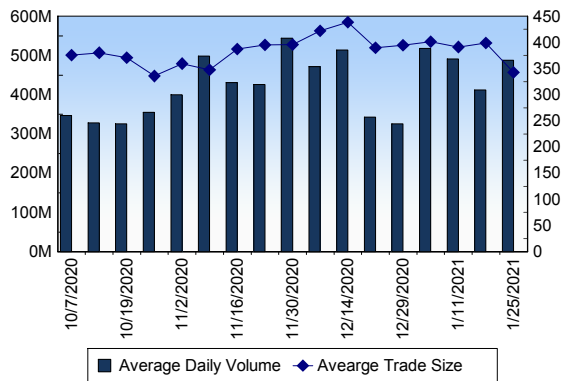
TSX

Daily Volume	556,975,054
Daily Value	\$12,103,956,863
Daily Trades	1,727,188
Daily Symbols Traded	2,124

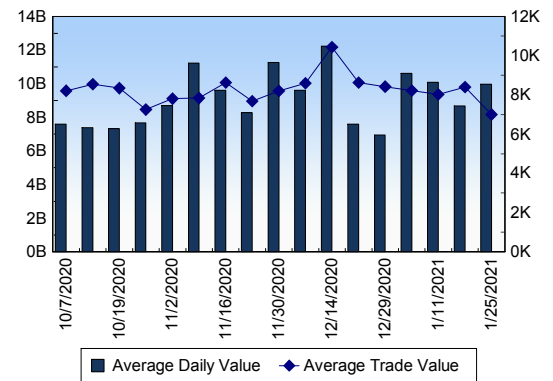
TSX ANONYMOUS TRADING

Daily Volume	223,709,427
Daily Value	\$4,922,138,025
Average Trade Size	284
% TSX Volume	40.17 %

TSX Volume



TSX Value (in Canadian Dollars)



Top 20 TSX Symbols by Volume

Symbol	TSX Volume	TSX Value
BB	34,265,395	\$1,019,703,780
ZENA	10,583,701	\$1,171,780
BBD.B	10,271,059	\$6,801,029
TD	8,526,452	\$622,263,615
SU	8,129,808	\$178,526,004
APHA	7,372,913	\$122,277,213
ATH	7,093,148	\$1,620,272
ABX	6,817,153	\$194,501,429
FIRE	6,552,694	\$1,160,278
ACB	6,417,546	\$91,385,191
NCU	6,148,707	\$984,097
RY	5,800,566	\$605,210,562
AC	5,763,505	\$115,582,393
CVE	5,716,300	\$42,148,487
XIU	5,269,076	\$137,924,858
ATD.B	5,022,534	\$194,648,917
CPG	4,990,350	\$17,952,640
ENB	4,892,708	\$213,453,708
CNQ	4,830,236	\$143,819,622
K	4,763,684	\$41,878,144

Top 20 TSX Symbols by Value

Symbol	TSX Volume	TSX Value
BB	34,265,395	\$1,019,703,780
TD	8,526,452	\$622,263,615
RY	5,800,566	\$605,210,562
SHOP	341,686	\$481,574,153
BMO	3,710,963	\$360,444,783
BNS	3,633,175	\$249,084,372
CM	2,209,568	\$242,136,206
CNR	1,792,623	\$234,869,403
ENB	4,892,708	\$213,453,708
ATD.B	5,022,534	\$194,648,917
ABX	6,817,153	\$194,501,429
NA	2,611,138	\$191,398,175
SU	8,129,808	\$178,526,004
BCE	2,719,530	\$149,944,917
CNQ	4,830,236	\$143,819,622
MG	1,584,200	\$142,756,138
TRP	2,568,625	\$140,793,915
XIU	5,269,076	\$137,924,858
CP	312,839	\$133,242,246
APHA	7,372,913	\$122,277,213

ETF Trading

Daily Volume	38,235,439	Average Trade Value	\$9,950
Daily Value	\$890,716,361	Average Trade Size	427
# Trades	89,520	# of ETFs Traded	796

Top 10 ETFs by TSX Volume

Symbol	Market Volume	Market Value
XIU	5,269,076	\$137,924,858
XEG	3,445,418	\$20,474,469
HNU	2,254,708	\$16,129,116
HND	1,636,534	\$16,475,573
ZEB	1,192,414	\$34,864,251
HQU	830,337	\$35,697,617
XSP	808,783	\$32,836,720
HSD	764,914	\$8,292,640
XGD	744,917	\$13,981,516
HXT	699,175	\$27,848,947

Top 10 ETFs by TSX Value

Symbol	Market Volume	Market Value
XIU	5,269,076	\$137,924,858
HQU	830,337	\$35,697,617
ZEB	1,192,414	\$34,864,251
XSP	808,783	\$32,836,720
HXT	699,175	\$27,848,947
HSU	640,887	\$26,339,326
ZQQ	251,299	\$24,064,365
XQQ	231,580	\$23,911,280
ZSP	418,423	\$22,094,211
XEG	3,445,418	\$20,474,469

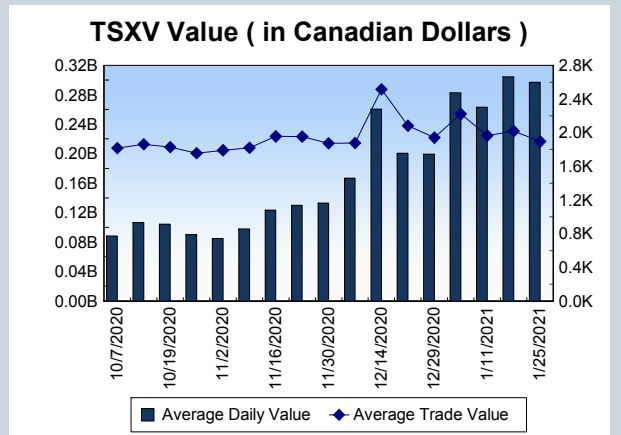
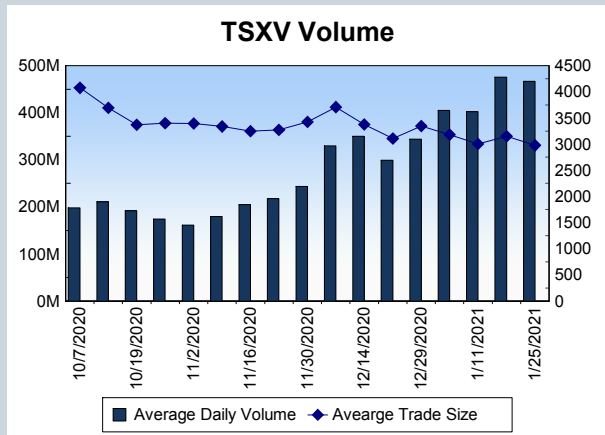
Block Trades	Non Block Trades
1,145	1,726,043

Top 5 Block Trade Brokers by Volume	
Broker	TSX Block Volume
TD SECURITIES INC.	10,633,600
BMO NESBITT BURNS INC.	8,892,700
NATIONAL BANK FINANCIAL	7,330,200
RBC CAPITAL MARKETS	6,710,100
CIBC WORLD MARKETS INC.	5,707,300

Top 5 Block Trade Symbols by Volume	
Symbol	TSX Block Volume
TD	5,194,400
RY	2,687,700
BMO	1,912,900
ATD.B	1,811,900
XIU	1,365,300

TSXV	
Daily Volume	460,165,620
Daily Value	\$292,991,951
Daily Trades	160,159
Daily Symbols Traded	1,359

TSXV ANONYMOUS TRADING	
Daily Volume	190,277,213
Daily Value	\$111,648,649
Average Trade Size	3,863
% TSXV Volume	41.35%



Top 20 TSXV Symbols by Volume		
Symbol	TSXV Volume	TSXV Value
ELXR	16,258,666	\$368,735
SOLR	15,044,743	\$9,002,647
HRH	14,704,463	\$1,585,938
HITI	12,808,586	\$7,329,155
VPT	11,738,672	\$2,429,220
THRM	8,231,595	\$4,355,775
NSP	5,445,368	\$414,199
FUSE	5,377,254	\$960,378
HIVE	5,210,874	\$12,147,695
QYOU	4,763,109	\$1,046,531
BHS	4,230,900	\$345,672
TMG	4,140,478	\$720,562
GRN	3,849,845	\$9,509,622
CPL	3,782,877	\$127,921
NUMI	3,762,740	\$5,182,202
MTU	3,635,433	\$288,390
MWX	3,510,105	\$170,776
N	3,438,882	\$867,789
VXL	3,417,141	\$1,437,409
MN	3,393,449	\$2,348,804

Top 20 TSXV Symbols by Value		
Symbol	TSXV Volume	TSXV Value
PEO	1,407,370	\$21,222,213
FD	478,155	\$16,004,452
HIVE	5,210,874	\$12,147,695
GRN	3,849,845	\$9,509,622
SOLR	15,044,743	\$9,002,647
HITI	12,808,586	\$7,329,155
DOC	2,819,452	\$7,214,475
CTS	980,610	\$5,610,476
NUMI	3,762,740	\$5,182,202
RECO	1,303,124	\$5,040,471
BITF	1,864,719	\$4,476,570
THRM	8,231,595	\$4,355,775
FLT	3,212,308	\$3,993,027
NNO	636,824	\$3,663,112
LI	1,469,525	\$3,188,787
MTRX	2,057,598	\$3,187,418
GDNP	3,117,776	\$3,124,314
DMGI	2,887,060	\$3,085,062
NOVR	684,310	\$3,083,279
BUS	834,132	\$2,781,772

Dark TSX/TSXV Trading			
Volume	28,438,690	Daily Trades	117,506
Value	743,537,931	Daily Symbols Traded	1,587