



January 28, 2021

For more information, email trading_sales@tsx.com
 Visit our blog at <http://exchange.tmx.com/>

Indices	January 28 Close	Previous Close	Change	% Change
S&P/TSX Composite Index	17,657.20			%
S&P/TSX 60 Index	1,046.82			%
S&P/TSX Venture Composite	923.93			%
S&P/TSX Completion Index	1,101.35			%
S&P/TSX Smallcap Index	669.13			%

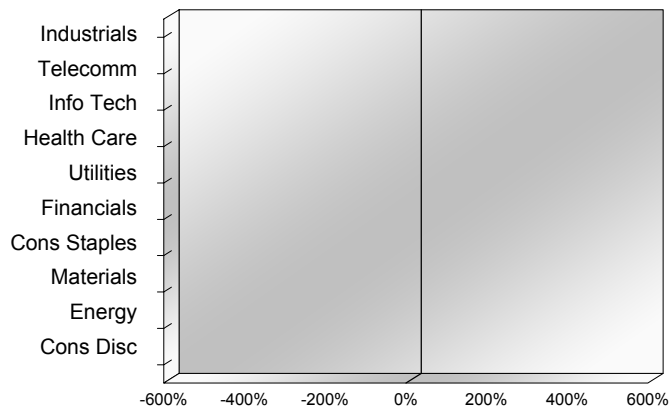
S&P/TSX Composite Index		
Advancers	Decliners	Unchanged
0	0	0

S&P/TSX Composite Index			
Top 10 Index Contributors		Top 10 Index Detractors	
Constituent	Index Contribution	Constituent	Index Contribution

S&P/TSX Composite Index			
Top 10 Advancers		Top 10 Decliners	
Constituent	Return	Constituent	Return
	%		%

S&P/TSX Composite Index				
Sector	# of Index Constituents	Weight	Market Cap (\$B)	Index Contribution
Industrials	29	%	\$306.90	
Communication Services	7	%	\$124.28	
Information Technology	10	%	\$260.44	
Health Care	9	%	\$39.03	
Utilities	16	%	\$130.46	
Financials	26	%	\$755.60	
Consumer Staples	11	%	\$90.85	
Materials	52	%	\$330.93	
Energy	22	%	\$289.20	
Consumer Discretionary	13	%	\$96.24	
S&P/TSX Composite Index	195	%	\$2,423.93	

S&P/TSX Composite Index - Sectors Returns



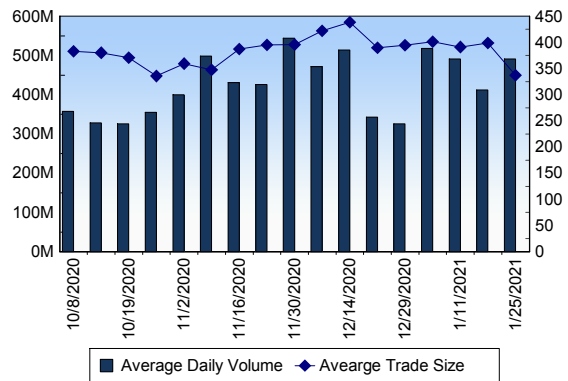
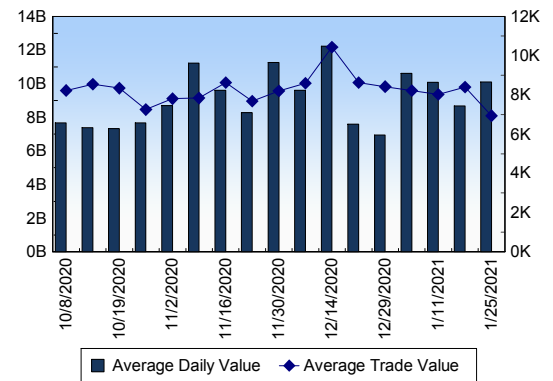
This report is published by TSX Inc. TSX Inc. does not guarantee either the completeness or the accuracy of this information. The information contained in this report is provided for informational purposes only and you agree not to rely upon the information contained in this report for any trading, business or financial purpose. These sheets are printed in Canada and issued by TSX Inc. under the express condition, to which everyone receiving or making use thereof assents, that no liability shall be incurred by TSX Inc. or its affiliated companies or any other vendor or donor, including, without limitation, for reliance on or for any errors or inaccuracies in this report. Neither TMX Group Limited, TSX Inc., nor any of their affiliated companies, guarantees the completeness of the information contained in this document and are not responsible for any errors or omission in or your use of, or reliance on, the information. This publication is under copyright. © 2015 TSX Inc. All rights reserved. Do not copy, distribute, sell or modify this publication without the prior written consent of TSX Inc. www.tmx.com/trading

TSX

Daily Volume	501,256,635
Daily Value	\$10,508,718,060
Daily Trades	1,553,921
Daily Symbols Traded	2,079

TSX ANONYMOUS TRADING

Daily Volume	215,484,337
Daily Value	\$4,855,590,200
Average Trade Size	302
% TSX Volume	42.99 %

TSX Volume**TSX Value (in Canadian Dollars)****Top 20 TSX Symbols by Volume**

Symbol	TSX Volume	TSX Value
BB	23,562,937	\$495,978,957
GTE	16,141,046	\$14,742,369
RY	9,571,522	\$1,006,326,571
NDM	8,565,099	\$6,980,366
ENB	7,088,177	\$308,699,122
ATD.B	6,400,400	\$249,628,869
BTE	6,396,815	\$5,081,046
MFC	5,881,868	\$138,504,552
CVE	5,847,660	\$43,703,603
FR	5,787,059	\$127,530,316
SU	5,629,572	\$123,963,252
BTO	5,619,385	\$35,822,207
AC	5,604,400	\$117,631,980
K	5,420,718	\$48,498,808
BBD.B	5,394,439	\$3,737,384
ACB	5,279,842	\$78,774,437
APHA	5,248,394	\$88,641,308
BMO	5,228,783	\$512,435,418
WCP	5,216,957	\$24,141,815
CPG	4,851,253	\$17,275,322

Top 20 TSX Symbols by Value

Symbol	TSX Volume	TSX Value
RY	9,571,522	\$1,006,326,571
BMO	5,228,783	\$512,435,418
BB	23,562,937	\$495,978,957
SHOP	307,424	\$440,612,645
ENB	7,088,177	\$308,699,122
TD	4,030,435	\$297,115,708
ATD.B	6,400,400	\$249,628,869
BNS	2,881,144	\$199,253,907
CNR	1,145,836	\$152,235,528
CP	325,977	\$144,273,457
CM	1,288,462	\$142,293,194
MFC	5,881,868	\$138,504,552
ABX	4,667,139	\$133,440,279
FR	5,787,059	\$127,530,316
BCE	2,279,358	\$126,385,194
SU	5,629,572	\$123,963,252
WEED	2,346,814	\$117,828,699
AC	5,604,400	\$117,631,980
TRP	2,075,820	\$115,362,759
CNQ	3,670,147	\$108,257,674

ETF Trading

Daily Volume	30,234,964	Average Trade Value	\$10,391
Daily Value	\$635,055,605	Average Trade Size	495
# Trades	61,114	# of ETFs Traded	775

Top 10 ETFs by TSX Volume

Symbol	Market Volume	Market Value
XIU	3,744,395	\$98,858,976
XEG	2,981,814	\$17,657,790
HNU	2,614,321	\$17,932,731
HND	1,688,153	\$17,776,068
ZEB	903,732	\$26,645,908
HSD	874,325	\$9,296,739
XGD	849,599	\$16,226,834
HZU	691,570	\$13,543,249
HQU	615,563	\$26,479,192
DLR	577,792	\$7,465,052

Top 10 ETFs by TSX Value

Symbol	Market Volume	Market Value
XIU	3,744,395	\$98,858,976
ZEB	903,732	\$26,645,908
HQU	615,563	\$26,479,192
HXT	521,320	\$20,920,334
HSU	460,689	\$19,199,897
HNU	2,614,321	\$17,932,731
HND	1,688,153	\$17,776,068
XEG	2,981,814	\$17,657,790
XGD	849,599	\$16,226,834
XSP	383,695	\$15,702,406

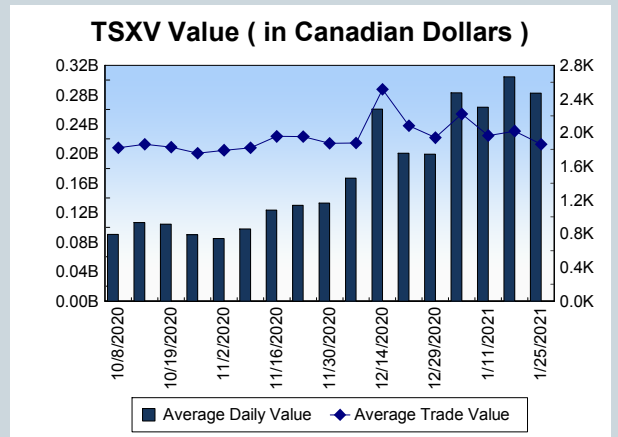
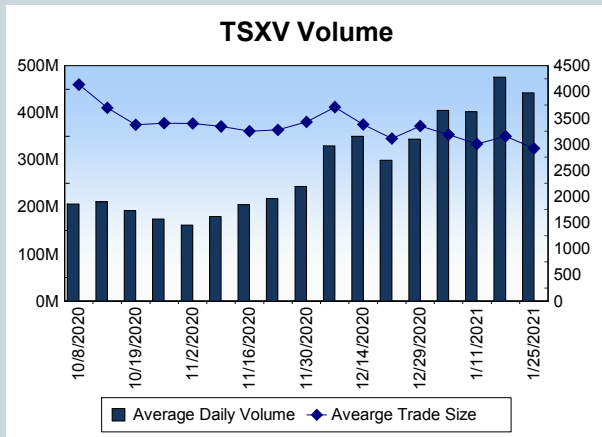
Block Trades	Non Block Trades
1,030	1,552,891

Top 5 Block Trade Brokers by Volume	
Broker	TSX Block Volume
TD SECURITIES INC.	13,256,000
NATIONAL BANK FINANCIAL	9,037,700
SCOTIA CAPITAL INC.	7,699,300
GOLDMAN SACHS CANADA I	7,020,400
BMO NESBITT BURNS INC.	6,183,300

Top 5 Block Trade Symbols by Volume	
Symbol	TSX Block Volume
RY	7,326,600
ENB	3,709,300
BMO	3,373,400
ATD.B	3,239,700
MFC	2,450,900

TSXV	
Daily Volume	368,313,261
Daily Value	\$237,467,060
Daily Trades	135,819
Daily Symbols Traded	1,328

TSXV ANONYMOUS TRADING	
Daily Volume	153,659,272
Daily Value	\$99,184,773
Average Trade Size	3,524
% TSXV Volume	41.72%



Top 20 TSXV Symbols by Volume		
Symbol	TSXV Volume	TSXV Value
QMX	13,098,802	\$3,640,370
HITI	11,766,059	\$5,694,266
QYOU	9,486,259	\$2,422,459
SOLR	6,274,099	\$3,306,387
THRM	6,151,489	\$3,074,471
VPT	5,367,220	\$1,011,711
NGY	5,285,986	\$399,797
HIVE	4,428,201	\$10,990,131
DMGI	4,242,120	\$5,321,016
AUL	4,040,818	\$220,606
DM	3,773,289	\$582,632
VXL	3,764,994	\$1,269,600
FLT	3,545,775	\$4,201,136
NUMI	3,451,704	\$4,306,954
FCO	3,158,386	\$549,152
ELXR	3,116,550	\$76,535
SEV	3,102,957	\$92,932
HRH	2,823,758	\$315,311
GDNP	2,748,031	\$2,798,972
MIR	2,745,448	\$867,050

Top 20 TSXV Symbols by Value		
Symbol	TSXV Volume	TSXV Value
FD	491,975	\$12,740,884
HIVE	4,428,201	\$10,990,131
CTS	1,185,799	\$6,802,253
BITF	2,288,392	\$6,052,027
HITI	11,766,059	\$5,694,266
PEO	361,359	\$5,446,202
DMGI	4,242,120	\$5,321,016
RECO	1,419,119	\$4,979,950
NLC	1,646,207	\$4,463,736
NUMI	3,451,704	\$4,306,954
FLT	3,545,775	\$4,201,136
LI	2,013,249	\$4,131,761
GRN	1,548,332	\$3,996,290
SVA	2,472,896	\$3,903,169
BUS	1,293,487	\$3,869,366
DOC	1,496,524	\$3,734,392
QMX	13,098,802	\$3,640,370
ELO	765,904	\$3,325,270
SOLR	6,274,099	\$3,306,387
DSV	1,693,158	\$3,226,000

Dark TSX/TSXV Trading			
Volume	22,705,020	Daily Trades	101,577
Value	604,761,534	Daily Symbols Traded	1,409