



February 2, 2021

For more information, email trading_sales@tsx.com
 Visit our blog at <http://exchange.tmx.com/>

Indices	February 2 Close	Previous Close	Change	% Change
S&P/TSX Composite Index	17,874.49			%
S&P/TSX 60 Index	1,059.25			%
S&P/TSX Venture Composite	963.41			%
S&P/TSX Completion Index	1,116.63			%
S&P/TSX Smallcap Index	683.42			%

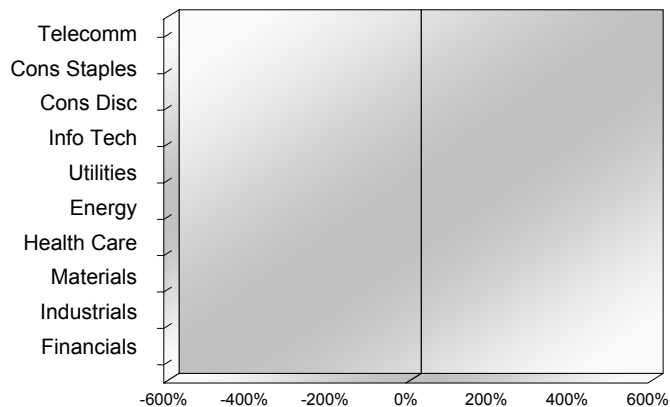
S&P/TSX Composite Index		
Advancers	Decliners	Unchanged
0	0	0

S&P/TSX Composite Index			
Top 10 Index Contributors		Top 10 Index Detractors	
Constituent	Index Contribution	Constituent	Index Contribution

S&P/TSX Composite Index			
Top 10 Advancers		Top 10 Decliners	
Constituent	Return	Constituent	Return
	%		%

S&P/TSX Composite Index				
Sector	# of Index Constituents	Weight	Market Cap (\$B)	Index Contribution
Communication Services	7	%	\$124.12	
Consumer Staples	11	%	\$91.45	
Consumer Discretionary	13	%	\$97.78	
Information Technology	10	%	\$276.51	
Utilities	16	%	\$131.64	
Energy	22	%	\$291.55	
Health Care	9	%	\$40.84	
Materials	52	%	\$329.92	
Industrials	29	%	\$313.80	
Financials	26	%	\$756.42	
S&P/TSX Composite Index	195	%	\$2,454.03	

S&P/TSX Composite Index - Sectors Returns



This report is published by TSX Inc. TSX Inc. does not guarantee either the completeness or the accuracy of this information. The information contained in this report is provided for informational purposes only and you agree not to rely upon the information contained in this report for any trading, business or financial purpose. These sheets are printed in Canada and issued by TSX Inc. under the express condition, to which everyone receiving or making use thereof assents, that no liability shall be incurred by TSX Inc. or its affiliated companies or any other vendor or donor, including, without limitation, for reliance on or for any errors or inaccuracies in this report. Neither TMX Group Limited, TSX Inc., nor any of their affiliated companies, guarantees the completeness of the information contained in this document and are not responsible for any errors or omission in or your use of, or reliance on, the information. This publication is under copyright. © 2015 TSX Inc. All rights reserved. Do not copy, distribute, sell or modify this publication without the prior written consent of TSX Inc. www.tmx.com/trading

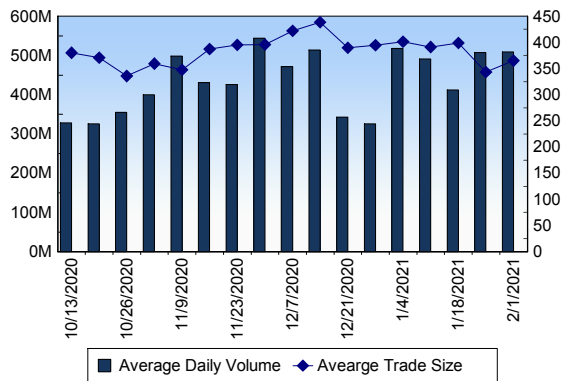
TSX

Daily Volume	486,482,470
Daily Value	\$9,637,000,774
Daily Trades	1,319,904
Daily Symbols Traded	2,057

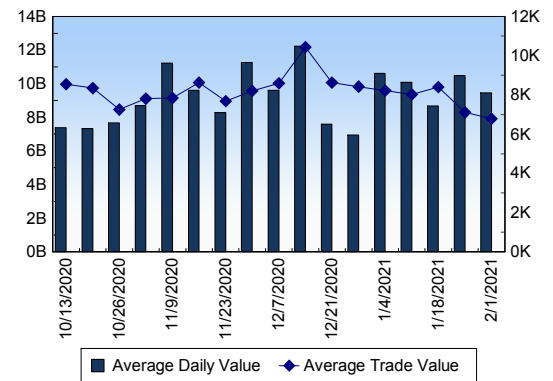
TSX ANONYMOUS TRADING

Daily Volume	198,528,557
Daily Value	\$4,287,344,664
Average Trade Size	322
% TSX Volume	40.81 %

TSX Volume



TSX Value (in Canadian Dollars)



Top 20 TSX Symbols by Volume

Symbol	TSX Volume	TSX Value
BB	14,424,195	\$221,701,232
APHA	11,090,835	\$195,390,032
FIRE	10,596,765	\$1,945,828
SU	9,895,024	\$215,890,314
ACB	8,810,075	\$137,668,230
ENB	8,125,638	\$358,687,688
CVE	7,146,306	\$57,669,992
CPG	6,829,024	\$27,038,681
CNQ	5,858,420	\$177,473,540
BTO	5,453,680	\$34,574,784
ATH	5,286,504	\$1,413,141
RY	5,220,526	\$551,420,540
BBD.B	5,166,084	\$3,419,067
AC	4,992,215	\$105,733,469
MFC	4,969,353	\$117,791,918
K	4,959,119	\$44,450,363
MEG	4,726,168	\$21,861,941
ABX	4,574,380	\$130,677,887
FR	4,491,761	\$98,931,375
HEXO	4,074,812	\$35,745,094

Top 20 TSX Symbols by Value

Symbol	TSX Volume	TSX Value
RY	5,220,526	\$551,420,540
SHOP	259,833	\$404,234,869
ENB	8,125,638	\$358,687,688
CNR	1,960,428	\$264,217,703
BNS	3,438,395	\$238,173,038
TD	3,027,617	\$223,501,433
BB	14,424,195	\$221,701,232
SU	9,895,024	\$215,890,314
APHA	11,090,835	\$195,390,032
CP	393,894	\$177,752,045
CNQ	5,858,420	\$177,473,540
BMO	1,623,160	\$156,594,588
CM	1,317,753	\$145,464,617
NA	1,949,815	\$142,144,396
ACB	8,810,075	\$137,668,230
ABX	4,574,380	\$130,677,887
TRP	2,147,322	\$118,755,937
MFC	4,969,353	\$117,791,918
WEED	1,992,345	\$107,101,163
FTS	2,045,806	\$107,043,912

ETF Trading

Daily Volume	28,420,262	Average Trade Value	\$9,731
Daily Value	\$565,183,424	Average Trade Size	489
# Trades	58,080	# of ETFs Traded	737

Top 10 ETFs by TSX Volume

Symbol	Market Volume	Market Value
HND	2,755,651	\$22,968,382
HNU	2,581,720	\$21,020,505
XIU	2,154,264	\$57,656,908
XEG	1,806,382	\$11,112,327
ZEB	968,475	\$28,490,222
DLR	965,973	\$12,492,698
HMMJ	751,545	\$9,051,388
HZU	589,303	\$11,730,942
HZD	553,298	\$2,584,248
DLR.U	476,820	\$4,808,950

Top 10 ETFs by TSX Value

Symbol	Market Volume	Market Value
XIU	2,154,264	\$57,656,908
ZEB	968,475	\$28,490,222
HND	2,755,651	\$22,968,382
HNU	2,581,720	\$21,020,505
ZSP	386,518	\$20,824,285
XSP	358,645	\$14,786,636
XQQ	133,648	\$14,013,439
HQU	305,351	\$13,448,930
XUT	416,526	\$12,601,988
DLR	965,973	\$12,492,698

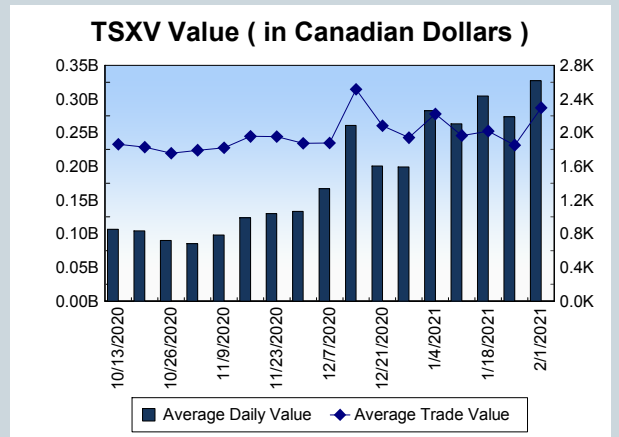
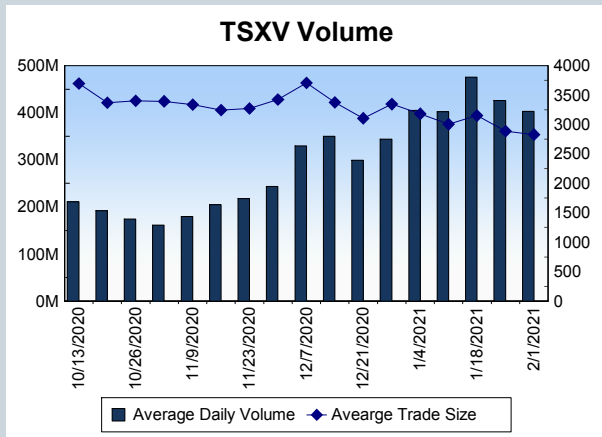
Block Trades	Non Block Trades
1,130	1,318,774

Top 5 Block Trade Brokers by Volume	
Broker	TSX Block Volume
MERRILL LYNCH CANADA LT	17,885,400
NATIONAL BANK FINANCIAL	16,634,400
GOLDMAN SACHS CANADA I	15,171,900
CIBC WORLD MARKETS INC.	13,151,800
TD SECURITIES INC.	9,325,300

Top 5 Block Trade Symbols by Volume	
Symbol	TSX Block Volume
ENB	5,168,800
RY	3,623,500
PIPE	3,100,000
CNQ	2,919,800
BTO	2,540,000

TSXV	
Daily Volume	368,520,526
Daily Value	\$397,924,620
Daily Trades	139,137
Daily Symbols Traded	1,322

TSXV ANONYMOUS TRADING	
Daily Volume	156,570,774
Daily Value	\$199,122,007
Average Trade Size	3,363
% TSXV Volume	42.49%



Top 20 TSXV Symbols by Volume		
Symbol	TSXV Volume	TSXV Value
QYOU	13,946,120	\$5,161,013
HITI	9,876,744	\$4,983,465
ELXR	9,570,036	\$239,774
RHT	7,639,730	\$3,811,340
NCI	6,918,221	\$289,504
FCO	6,215,822	\$1,498,453
GDNP	6,112,623	\$7,220,809
HIVE	5,487,824	\$14,382,408
GBML	5,392,692	\$2,297,635
N	5,145,270	\$1,467,936
GTEC	4,777,371	\$877,263
VXL	4,773,535	\$2,484,610
VPT	4,667,161	\$877,155
MED	4,215,339	\$308,517
MRS	4,191,576	\$1,282,330
THRM	3,554,101	\$1,777,058
MVY	3,377,735	\$1,241,658
IFR	3,349,478	\$82,387
SOLR	2,858,874	\$1,378,758
AFM	2,795,199	\$1,343,236

Top 20 TSXV Symbols by Value		
Symbol	TSXV Volume	TSXV Value
TOI	2,785,607	\$175,876,925
HIVE	5,487,824	\$14,382,408
GDNP	6,112,623	\$7,220,809
CTS	1,134,738	\$6,730,809
BITF	1,600,022	\$5,612,337
QYOU	13,946,120	\$5,161,013
HITI	9,876,744	\$4,983,465
FD	152,574	\$4,858,318
LI	1,863,969	\$4,278,845
ESK	1,685,827	\$4,027,915
ETMC	1,238,492	\$3,937,764
RECO	985,864	\$3,889,090
RHT	7,639,730	\$3,811,340
FLT	2,519,324	\$3,380,191
DOC	1,352,401	\$3,226,835
SHG	2,633,746	\$3,114,395
PTK	2,136,774	\$2,976,344
DSV	1,519,113	\$2,950,502
GRN	1,190,443	\$2,838,931
NLC	865,994	\$2,774,392

Dark TSX/TSXV Trading			
Volume	19,833,430	Daily Trades	78,957
Value	513,470,711	Daily Symbols Traded	1,506