



February 3, 2021

For more information, email trading_sales@tsx.com
 Visit our blog at <http://exchange.tmx.com/>

Indices	February 3 Close	Previous Close	Change	% Change
S&P/TSX Composite Index	17,915.91			%
S&P/TSX 60 Index	1,060.75			%
S&P/TSX Venture Composite	978.94			%
S&P/TSX Completion Index	1,122.91			%
S&P/TSX Smallcap Index	694.18			%

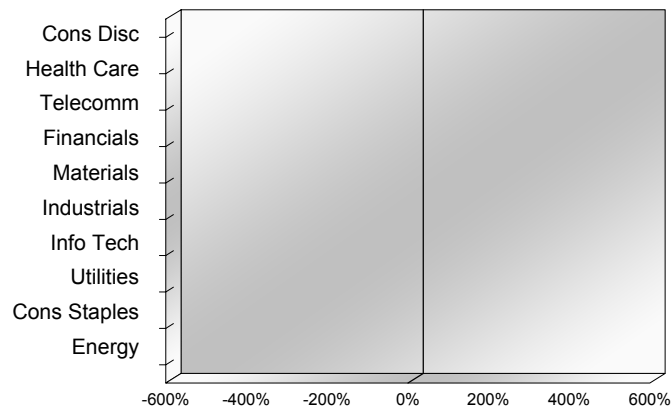
S&P/TSX Composite Index		
Advancers	Decliners	Unchanged
0	0	0

S&P/TSX Composite Index			
Top 10 Index Contributors		Top 10 Index Detractors	
Constituent	Index Contribution	Constituent	Index Contribution

S&P/TSX Composite Index			
Top 10 Advancers		Top 10 Decliners	
Constituent	Return	Constituent	Return
	%		%

S&P/TSX Composite Index				
Sector	# of Index Constituents	Weight	Market Cap (\$B)	Index Contribution
Consumer Discretionary	13	%	\$98.59	
Health Care	9	%	\$43.05	
Communication Services	7	%	\$124.05	
Financials	26	%	\$758.32	
Materials	51	%	\$331.79	
Industrials	29	%	\$311.62	
Information Technology	10	%	\$273.67	
Utilities	16	%	\$131.29	
Consumer Staples	11	%	\$91.61	
Energy	22	%	\$296.60	
S&P/TSX Composite Index	194	%	\$2,460.59	

S&P/TSX Composite Index - Sectors Returns



This report is published by TSX Inc. TSX Inc. does not guarantee either the completeness or the accuracy of this information. The information contained in this report is provided for informational purposes only and you agree not to rely upon the information contained in this report for any trading, business or financial purpose. These sheets are printed in Canada and issued by TSX Inc. under the express condition, to which everyone receiving or making use thereof assents, that no liability shall be incurred by TSX Inc. or its affiliated companies or any other vendor or donor, including, without limitation, for reliance on or for any errors or inaccuracies in this report. Neither TMX Group Limited, TSX Inc., nor any of their affiliated companies, guarantees the completeness of the information contained in this document and are not responsible for any errors or omission in or your use of, or reliance on, the information. This publication is under copyright. © 2015 TSX Inc. All rights reserved. Do not copy, distribute, sell or modify this publication without the prior written consent of TSX Inc. www.tmx.com/trading

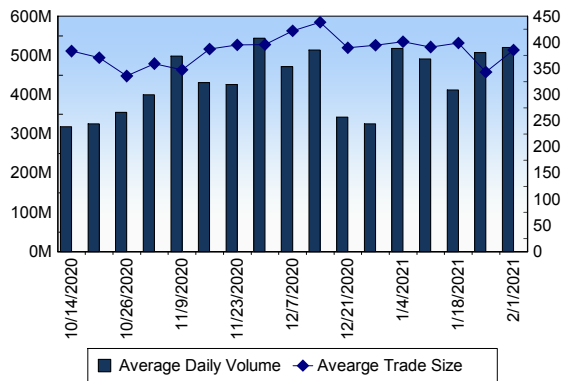
TSX

Daily Volume	544,151,120
Daily Value	\$9,445,530,720
Daily Trades	1,262,864
Daily Symbols Traded	2,063

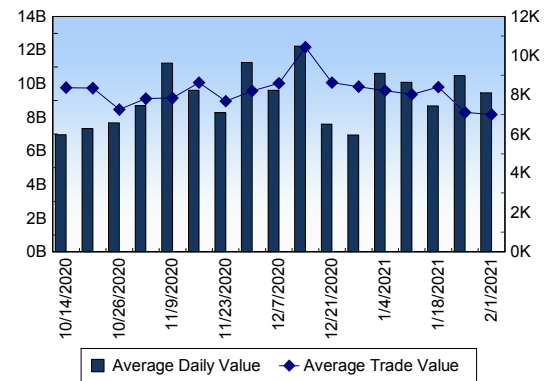
TSX ANONYMOUS TRADING

Daily Volume	208,732,478
Daily Value	\$3,867,810,925
Average Trade Size	361
% TSX Volume	38.36 %

TSX Volume



TSX Value (in Canadian Dollars)



Top 20 TSX Symbols by Volume

Symbol	TSX Volume	TSX Value
FIRE	26,510,854	\$5,718,183
SU	22,192,604	\$489,604,190
BTE	13,095,456	\$10,971,246
APHA	13,048,862	\$276,377,056
ZENA	12,294,279	\$1,418,276
ACB	10,593,264	\$184,798,757
SMC	10,522,450	\$911,699
ENB	10,129,395	\$451,676,201
BB	9,669,179	\$145,129,907
CVE	9,135,743	\$75,175,604
OGI	9,087,772	\$26,756,889
MEG	7,012,787	\$34,676,807
ATH	6,739,458	\$1,926,222
TBP	6,568,052	\$1,346,436
TGOD	6,088,378	\$2,180,254
CPG	5,624,298	\$22,694,486
BBD.B	5,481,184	\$3,502,579
MFC	5,361,880	\$127,037,728
K	5,276,030	\$47,995,586
HEXO	5,215,767	\$52,439,500

Top 20 TSX Symbols by Value

Symbol	TSX Volume	TSX Value
SU	22,192,604	\$489,604,190
ENB	10,129,395	\$451,676,201
SHOP	210,676	\$329,160,395
APHA	13,048,862	\$276,377,056
TD	3,301,585	\$244,427,096
RY	2,136,926	\$225,314,815
BMO	2,029,797	\$195,212,511
ACB	10,593,264	\$184,798,757
CM	1,529,736	\$170,767,656
WEED	2,972,707	\$168,799,603
BNS	2,347,158	\$162,080,049
CP	360,853	\$161,953,902
TRP	2,770,292	\$151,003,473
BB	9,669,179	\$145,129,907
CNR	1,050,912	\$140,947,796
CNQ	4,485,540	\$139,655,356
ATD.B	3,394,526	\$136,431,277
ABX	4,605,701	\$131,594,132
EMA	2,445,101	\$129,224,205
BAM.A	2,516,320	\$128,672,176

ETF Trading

Daily Volume	27,851,197	Average Trade Value	\$9,496
Daily Value	\$512,471,794	Average Trade Size	516
# Trades	53,969	# of ETFs Traded	743

Top 10 ETFs by TSX Volume

Symbol	Market Volume	Market Value
XEG	2,962,198	\$18,443,663
HNU	2,687,230	\$20,277,926
HND	2,446,309	\$22,116,495
XIU	2,199,001	\$58,941,596
HMMJ	1,297,775	\$17,839,814
PFIG	912,215	\$9,578,595
XRE	871,820	\$14,162,200
HOD	734,942	\$4,332,956
DLR	631,336	\$8,144,947
ZEB	566,280	\$16,667,428

Top 10 ETFs by TSX Value

Symbol	Market Volume	Market Value
XIU	2,199,001	\$58,941,596
HND	2,446,309	\$22,116,495
HNU	2,687,230	\$20,277,926
XEG	2,962,198	\$18,443,663
HMMJ	1,297,775	\$17,839,814
ZEB	566,280	\$16,667,428
XRE	871,820	\$14,162,200
HXT	293,998	\$11,993,183
XSP	287,000	\$11,841,299
HQU	265,565	\$11,768,454

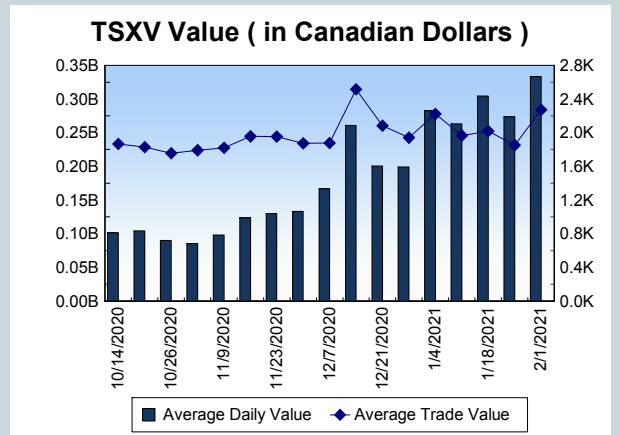
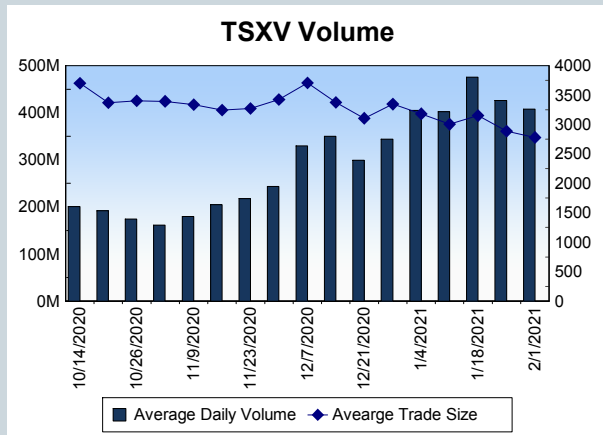
Block Trades	Non Block Trades
1,207	1,261,657

Top 5 Block Trade Brokers by Volume	
Broker	TSX Block Volume
TD SECURITIES INC.	23,840,000
CIBC WORLD MARKETS INC.	14,546,900
SCOTIA CAPITAL INC.	11,585,830
GOLDMAN SACHS CANADA I	11,262,800
EIGHT CAPITAL	10,885,600

Top 5 Block Trade Symbols by Volume	
Symbol	TSX Block Volume
SU	12,197,000
BTE	8,329,500
SMC	8,000,000
ENB	6,749,100
CVE	3,195,800

TSXV	
Daily Volume	416,654,042
Daily Value	\$345,439,647
Daily Trades	154,914
Daily Symbols Traded	1,339

TSXV ANONYMOUS TRADING	
Daily Volume	174,191,635
Daily Value	\$148,115,551
Average Trade Size	3,631
% TSXV Volume	41.81%



Top 20 TSXV Symbols by Volume		
Symbol	TSXV Volume	TSXV Value
BES	14,645,200	\$3,925,917
VPT	12,005,121	\$2,793,457
QYOU	11,239,340	\$3,382,587
RHT	9,767,700	\$6,785,057
FLT	9,231,346	\$14,119,406
GBML	8,083,662	\$5,612,701
BARU	7,251,862	\$1,327,032
DM	7,175,872	\$1,294,662
GTEC	6,920,766	\$1,997,838
WIN	6,695,491	\$1,159,451
HITI	6,555,457	\$3,684,820
GDNP	5,433,339	\$7,247,406
AVCR	5,339,512	\$1,755,360
MVY	5,172,899	\$2,436,436
ICO	4,981,158	\$444,166
LI	4,305,424	\$11,447,693
HIVE	4,256,964	\$12,056,232
FCO	4,015,770	\$957,736
MILE	3,999,579	\$67,663
QMX	3,778,317	\$1,066,414

Top 20 TSXV Symbols by Value		
Symbol	TSXV Volume	TSXV Value
TOI	1,420,305	\$83,930,197
FLT	9,231,346	\$14,119,406
HIVE	4,256,964	\$12,056,232
LI	4,305,424	\$11,447,693
FD	227,919	\$7,956,559
GDNP	5,433,339	\$7,247,406
BITF	1,843,766	\$6,937,953
RHT	9,767,700	\$6,785,057
GBML	8,083,662	\$5,612,701
CTS	795,641	\$4,887,714
SYZ	381,364	\$4,307,809
GRN	1,671,605	\$4,177,723
BES	14,645,200	\$3,925,917
RECO	934,438	\$3,779,954
HITI	6,555,457	\$3,684,820
NUMI	2,629,741	\$3,621,186
PEO	226,385	\$3,415,943
QYOU	11,239,340	\$3,382,587
DOC	1,167,134	\$2,871,763
VPT	12,005,121	\$2,793,457

Dark TSX/TSXV Trading			
Volume	22,696,560	Daily Trades	78,747
Value	534,814,798	Daily Symbols Traded	1,447