



February 10, 2021

For more information, email trading_sales@tsx.com
 Visit our blog at <http://exchange.tmx.com/>

Indices	February 10 Close	Previous Close	Change	% Change
S&P/TSX Composite Index	18,457.78			%
S&P/TSX 60 Index	1,092.53			%
S&P/TSX Venture Composite	1,064.85			%
S&P/TSX Completion Index	1,158.03			%
S&P/TSX Smallcap Index	738.27			%

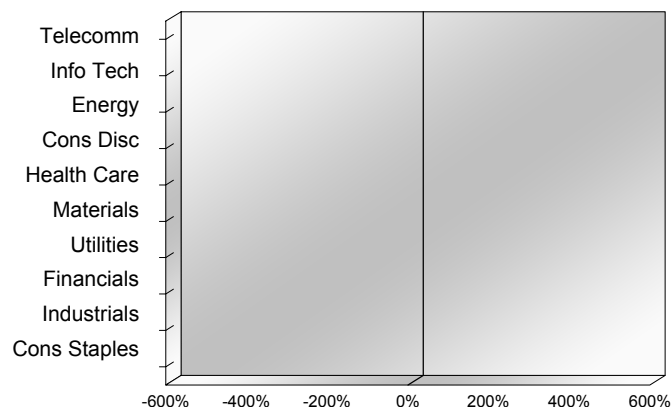
S&P/TSX Composite Index		
Advancers	Decliners	Unchanged
0	0	0

S&P/TSX Composite Index			
Top 10 Index Contributors		Top 10 Index Detractors	
Constituent	Index Contribution	Constituent	Index Contribution

S&P/TSX Composite Index			
Top 10 Advancers		Top 10 Decliners	
Constituent	Return	Constituent	Return
	%		%

S&P/TSX Composite Index				
Sector	# of Index Constituents	Weight	Market Cap (\$B)	Index Contribution
Communication Services	7	%	\$125.03	
Information Technology	10	%	\$306.40	
Energy	22	%	\$306.23	
Consumer Discretionary	13	%	\$99.20	
Health Care	9	%	\$51.54	
Materials	51	%	\$341.94	
Utilities	16	%	\$131.02	
Financials	26	%	\$769.93	
Industrials	29	%	\$313.05	
Consumer Staples	11	%	\$91.67	
S&P/TSX Composite Index	194	%	\$2,536.02	

S&P/TSX Composite Index - Sectors Returns



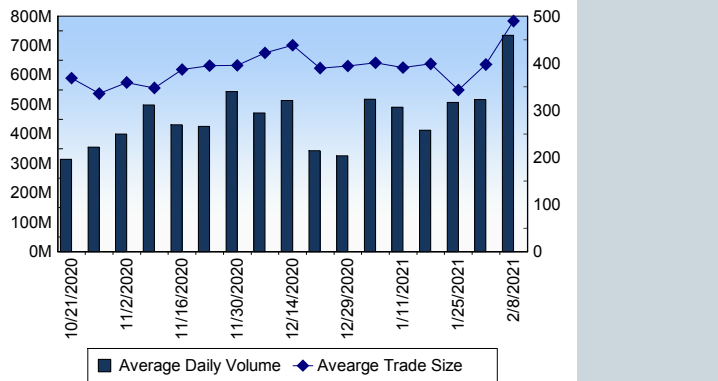
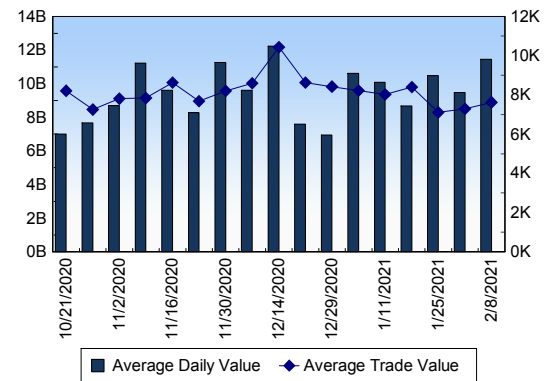
This report is published by TSX Inc. TSX Inc. does not guarantee either the completeness or the accuracy of this information. The information contained in this report is provided for informational purposes only and you agree not to rely upon the information contained in this report for any trading, business or financial purpose. These sheets are printed in Canada and issued by TSX Inc. under the express condition, to which everyone receiving or making use thereof assents, that no liability shall be incurred by TSX Inc. or its affiliated companies or any other vendor or donor, including, without limitation, for reliance on or for any errors or inaccuracies in this report. Neither TMX Group Limited, TSX Inc., nor any of their affiliated companies, guarantees the completeness of the information contained in this document and are not responsible for any errors or omission in or your use of, or reliance on, the information. This publication is under copyright. © 2015 TSX Inc. All rights reserved. Do not copy, distribute, sell or modify this publication without the prior written consent of TSX Inc. www.tmx.com/trading

TSX

Daily Volume	789,239,358
Daily Value	\$11,224,850,719
Daily Trades	1,674,148
Daily Symbols Traded	2,099

TSX ANONYMOUS TRADING

Daily Volume	332,302,976
Daily Value	\$5,652,855,924
Average Trade Size	455
% TSX Volume	42.10 %

TSX Volume**TSX Value (in Canadian Dollars)****Top 20 TSX Symbols by Volume**

Symbol	TSX Volume	TSX Value
FIRE	85,201,749	\$43,979,783
ZENA	42,370,188	\$7,695,344
ENB	28,177,342	\$1,290,931,493
TGOD	27,102,583	\$15,852,585
OGI	23,617,873	\$169,788,142
APHA	17,387,217	\$592,387,631
BBD.B	16,334,252	\$11,174,604
ACB	14,062,976	\$318,649,866
NEXT	11,341,071	\$3,198,304
CVE	9,989,937	\$82,343,326
TVE	9,179,899	\$18,685,545
SCR	9,119,336	\$45,746,407
VIVO	8,736,227	\$3,129,878
LEAF	8,651,507	\$3,822,174
SU	8,538,244	\$196,382,616
BTE	7,952,358	\$8,393,821
LABS	7,948,187	\$7,339,239
FAF	7,868,646	\$9,757,272
AH	7,546,666	\$9,080,376
BB	6,789,885	\$113,076,983

Top 20 TSX Symbols by Value

Symbol	TSX Volume	TSX Value
ENB	28,177,342	\$1,290,931,493
APHA	17,387,217	\$592,387,631
WEED	6,134,563	\$408,693,481
SHOP	208,078	\$385,535,776
ACB	14,062,976	\$318,649,866
RY	2,367,987	\$250,890,864
FTS	4,262,325	\$220,743,078
BMO	2,089,571	\$203,310,424
SU	8,538,244	\$196,382,616
TD	2,290,856	\$171,565,411
OGI	23,617,873	\$169,788,142
BLDP	2,924,425	\$138,444,777
BCE	2,482,293	\$137,716,390
TRP	2,280,476	\$123,965,210
BNS	1,745,442	\$123,110,137
CNR	908,742	\$123,000,900
BB	6,789,885	\$113,076,983
T	4,144,183	\$112,175,339
CNQ	3,370,013	\$110,964,102
MFC	4,426,260	\$109,183,378

ETF Trading

Daily Volume	29,351,916	Average Trade Value	\$8,790
Daily Value	\$618,336,382	Average Trade Size	417
# Trades	70,343	# of ETFs Traded	760

Top 10 ETFs by TSX Volume

Symbol	Market Volume	Market Value
HMMJ	2,971,563	\$54,746,717
HND	2,631,226	\$21,746,367
HNU	2,292,301	\$18,537,734
XIU	2,176,694	\$60,089,639
XEG	1,571,452	\$10,342,563
ZEB	886,311	\$26,375,420
HMJI	801,599	\$6,267,653
DLR	732,172	\$9,373,303
HQD	543,281	\$4,737,736
HED	464,662	\$1,974,187

Top 10 ETFs by TSX Value

Symbol	Market Volume	Market Value
XIU	2,176,694	\$60,089,639
HMMJ	2,971,563	\$54,746,717
ZEB	886,311	\$26,375,420
XQQ	229,354	\$24,459,403
HND	2,631,226	\$21,746,367
HQU	456,288	\$20,700,407
HNU	2,292,301	\$18,537,734
XSP	430,046	\$18,089,612
HXT	325,397	\$13,673,893
ZQQ	126,328	\$12,466,812

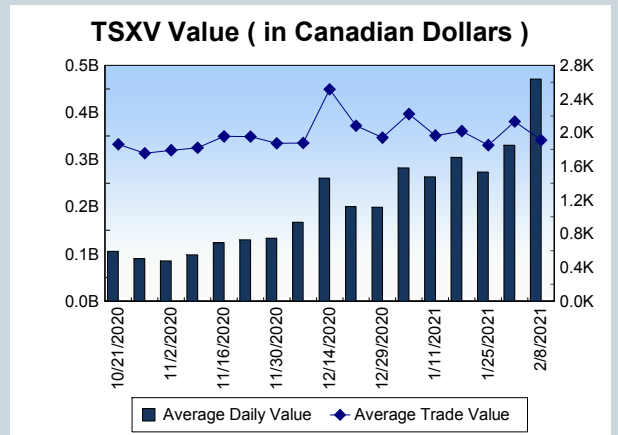
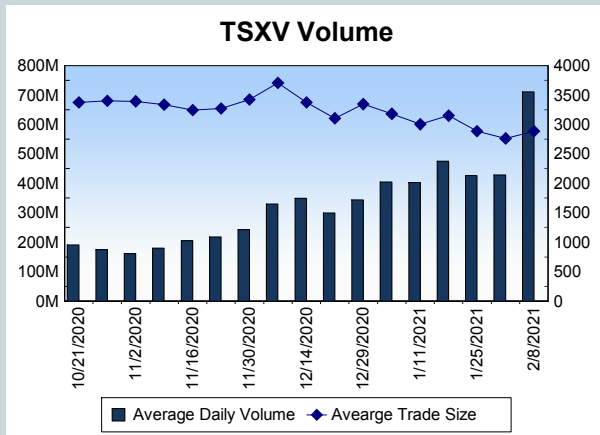
Block Trades	Non Block Trades
1,199	1,672,949

Top 5 Block Trade Brokers by Volume	
Broker	TSX Block Volume
GOLDMAN SACHS CANADA I	27,694,700
TD SECURITIES INC.	16,728,000
BMO NESBITT BURNS INC.	15,482,243
MERRILL LYNCH CANADA LT	12,862,300
RBC CAPITAL MARKETS	12,807,600

Top 5 Block Trade Symbols by Volume	
Symbol	TSX Block Volume
ENB	23,143,200
FTS	2,994,300
T	2,104,900
BTE	2,000,000
SU	1,994,800

TSXV	
Daily Volume	745,893,725
Daily Value	\$500,279,947
Daily Trades	278,752
Daily Symbols Traded	1,397

TSXV ANONYMOUS TRADING	
Daily Volume	272,263,616
Daily Value	\$190,931,019
Average Trade Size	3,684
% TSXV Volume	36.50%



Top 20 TSXV Symbols by Volume		
Symbol	TSXV Volume	TSXV Value
VLI	26,080,985	\$12,990,850
N	21,849,213	\$7,732,637
HITI	20,578,693	\$20,169,304
XLY	18,592,013	\$7,890,125
BES	17,135,321	\$14,487,911
NAM	14,833,537	\$2,670,080
AZN	14,411,731	\$1,334,208
SUGR	13,953,736	\$778,587
QYOU	12,473,904	\$5,542,068
ILC	12,319,693	\$1,699,722
HVT	11,367,239	\$4,298,669
FLT	11,116,038	\$26,362,143
EL	9,526,432	\$435,472
NOU	9,188,080	\$22,131,601
SOLR	7,754,174	\$5,788,749
WMD	7,654,719	\$6,691,599
HIVE	6,872,325	\$21,493,328
HPQ	6,726,724	\$8,083,150
SEV	6,284,344	\$260,533
SPDR	6,154,582	\$458,593

Top 20 TSXV Symbols by Value		
Symbol	TSXV Volume	TSXV Value
FLT	11,116,038	\$26,362,143
NOU	9,188,080	\$22,131,601
HIVE	6,872,325	\$21,493,328
HITI	20,578,693	\$20,169,304
LI	5,432,162	\$19,695,115
DOC	5,183,273	\$15,638,197
FD	323,822	\$15,522,650
BES	17,135,321	\$14,487,911
TOI	220,869	\$13,207,724
VLI	26,080,985	\$12,990,850
BITF	2,160,253	\$9,091,187
HPQ	6,726,724	\$8,083,150
XLY	18,592,013	\$7,890,125
N	21,849,213	\$7,732,637
WMD	7,654,719	\$6,691,599
SOLR	7,754,174	\$5,788,749
EXRO	883,427	\$5,593,993
QYOU	12,473,904	\$5,542,068
CTS	854,586	\$5,478,868
PLU	5,694,929	\$5,104,511

Dark TSX/TSXV Trading			
Volume	30,518,630	Daily Trades	104,247
Value	587,244,885	Daily Symbols Traded	1,504