



February 11, 2021

For more information, email trading_sales@tsx.com
 Visit our blog at <http://exchange.tmx.com/>

Indices	February 11 Close	Previous Close	Change	% Change
S&P/TSX Composite Index	18,392.99			%
S&P/TSX 60 Index	1,091.04			%
S&P/TSX Venture Composite	1,037.97			%
S&P/TSX Completion Index	1,144.95			%
S&P/TSX Smallcap Index	722.59			%

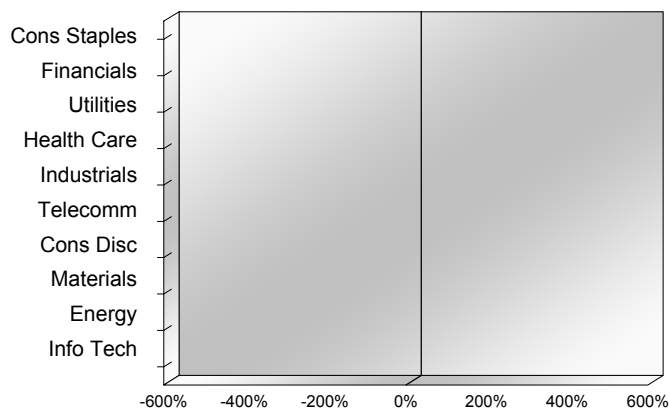
S&P/TSX Composite Index		
Advancers	Decliners	Unchanged
0	0	0

S&P/TSX Composite Index			
Top 10 Index Contributors		Top 10 Index Detractors	
Constituent	Index Contribution	Constituent	Index Contribution

S&P/TSX Composite Index			
Top 10 Advancers		Top 10 Decliners	
Constituent	Return	Constituent	Return
	%		%

S&P/TSX Composite Index				
Sector	# of Index Constituents	Weight	Market Cap (\$B)	Index Contribution
Consumer Staples	11	%	\$91.90	
Financials	26	%	\$773.78	
Utilities	16	%	\$130.43	
Health Care	9	%	\$42.88	
Industrials	29	%	\$315.04	
Communication Services	7	%	\$124.31	
Consumer Discretionary	13	%	\$99.40	
Materials	51	%	\$337.82	
Energy	22	%	\$305.03	
Information Technology	10	%	\$306.08	
S&P/TSX Composite Index	194	%	\$2,526.67	

S&P/TSX Composite Index - Sectors Returns



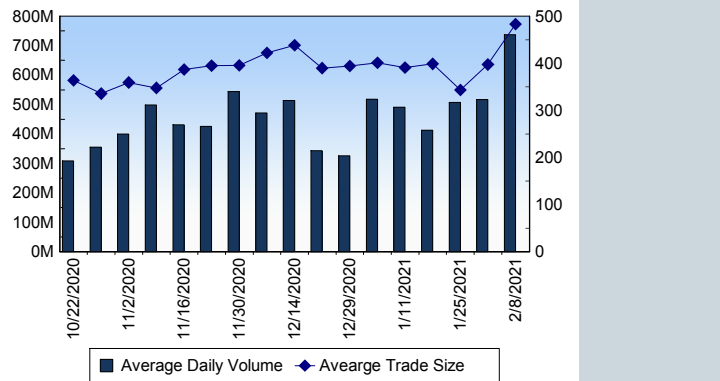
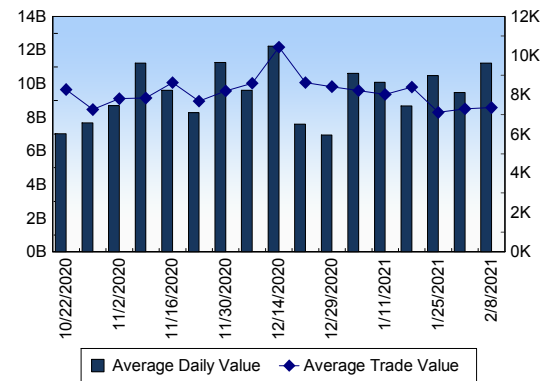
This report is published by TSX Inc. TSX Inc. does not guarantee either the completeness or the accuracy of this information. The information contained in this report is provided for informational purposes only and you agree not to rely upon the information contained in this report for any trading, business or financial purpose. These sheets are printed in Canada and issued by TSX Inc. under the express condition, to which everyone receiving or making use thereof assents, that no liability shall be incurred by TSX Inc. or its affiliated companies or any other vendor or donor, including, without limitation, for reliance on or for any errors or inaccuracies in this report. Neither TMX Group Limited, TSX Inc., nor any of their affiliated companies, guarantees the completeness of the information contained in this document and are not responsible for any errors or omission in or your use of, or reliance on, the information. This publication is under copyright. © 2015 TSX Inc. All rights reserved. Do not copy, distribute, sell or modify this publication without the prior written consent of TSX Inc. www.tmx.com/trading

TSX

Daily Volume	744,700,419
Daily Value	\$10,552,810,012
Daily Trades	1,603,672
Daily Symbols Traded	2,080

TSX ANONYMOUS TRADING

Daily Volume	293,380,510
Daily Value	\$4,174,821,020
Average Trade Size	431
% TSX Volume	39.40 %

TSX Volume**TSX Value (in Canadian Dollars)****Top 20 TSX Symbols by Volume**

Symbol	TSX Volume	TSX Value
FIRE	72,027,910	\$31,571,891
ZENA	32,826,075	\$5,832,394
BBD.B	24,792,463	\$16,000,733
OGI	22,878,375	\$134,618,343
ENB	21,964,263	\$979,336,534
APHA	19,610,694	\$492,797,686
TGOD	18,494,037	\$9,580,226
ACB	12,033,800	\$241,721,303
NEXT	10,184,295	\$3,562,539
MFC	9,761,413	\$243,955,766
IPL	9,719,919	\$169,807,820
BIR	8,909,918	\$26,695,148
SU	8,459,900	\$191,999,268
LABS	8,288,377	\$6,642,032
NDM	7,346,606	\$9,620,807
SCR	7,035,462	\$33,347,020
DML	7,031,864	\$9,717,092
VIVO	6,877,195	\$2,190,247
ARX	6,874,965	\$54,101,147
FTS	6,325,227	\$327,335,920

Top 20 TSX Symbols by Value

Symbol	TSX Volume	TSX Value
ENB	21,964,263	\$979,336,534
APHA	19,610,694	\$492,797,686
FTS	6,325,227	\$327,335,920
WEED	5,441,534	\$292,769,049
RY	2,391,935	\$252,692,008
MFC	9,761,413	\$243,955,766
ACB	12,033,800	\$241,721,303
SHOP	105,736	\$196,234,923
SU	8,459,900	\$191,999,268
CNR	1,314,836	\$180,615,062
IPL	9,719,919	\$169,807,820
TD	2,132,675	\$160,045,343
CNQ	4,317,917	\$143,898,299
TRP	2,604,862	\$143,066,119
BNS	1,968,667	\$138,779,831
BMO	1,422,964	\$137,864,655
SLF	2,172,344	\$135,815,589
OGI	22,878,375	\$134,618,343
PPL	3,415,618	\$120,262,108
QSR	1,564,523	\$115,755,343

ETF Trading

Daily Volume	25,200,701	Average Trade Value	\$7,666
Daily Value	\$459,112,004	Average Trade Size	421
# Trades	59,893	# of ETFs Traded	750

Top 10 ETFs by TSX Volume

Symbol	Market Volume	Market Value
HNU	2,680,215	\$21,405,193
HMMJ	2,496,866	\$39,146,947
HND	2,479,294	\$20,831,990
XEG	1,428,946	\$9,450,047
XIU	1,177,642	\$32,554,102
HMJI	720,287	\$6,144,017
DLR	667,330	\$8,539,920
HARB	459,100	\$4,600,182
HSD	452,322	\$4,550,067
HED	441,554	\$1,857,984

Top 10 ETFs by TSX Value

Symbol	Market Volume	Market Value
HMMJ	2,496,866	\$39,146,947
XIU	1,177,642	\$32,554,102
HNU	2,680,215	\$21,405,193
HND	2,479,294	\$20,831,990
HQU	236,508	\$10,851,244
HXT	231,349	\$9,732,140
VFV	108,664	\$9,574,308
XEG	1,428,946	\$9,450,047
DLR	667,330	\$8,539,920
ZEB	274,490	\$8,156,140

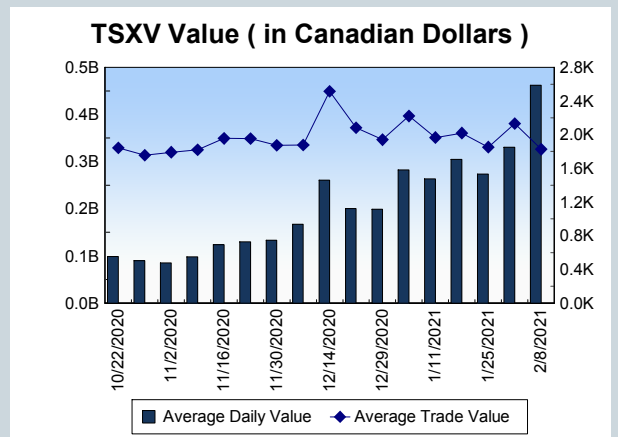
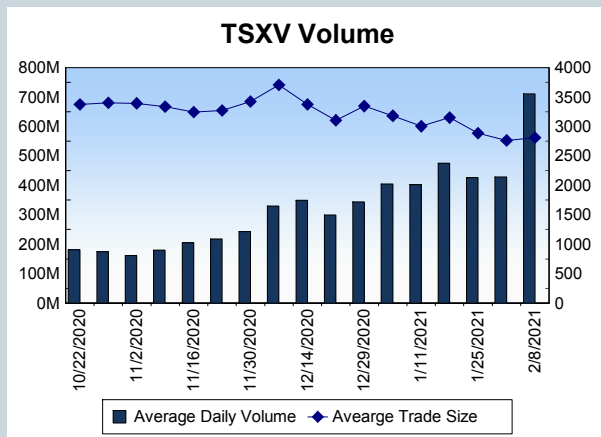
Block Trades	Non Block Trades
1,337	1,602,335

Top 5 Block Trade Brokers by Volume	
Broker	TSX Block Volume
NATIONAL BANK FINANCIAL	18,808,300
RBC CAPITAL MARKETS	18,514,900
BMO NESBITT BURNS INC.	15,348,100
TD SECURITIES INC.	14,784,000
SCOTIA CAPITAL INC.	10,459,700

Top 5 Block Trade Symbols by Volume	
Symbol	TSX Block Volume
ENB	17,285,400
MFC	5,535,300
FTS	5,155,500
SU	3,448,800
BIR	2,287,000

TSXV	
Daily Volume	709,330,331
Daily Value	\$434,882,251
Daily Trades	272,824
Daily Symbols Traded	1,403

TSXV ANONYMOUS TRADING	
Daily Volume	247,512,132
Daily Value	\$156,472,411
Average Trade Size	3,799
% TSXV Volume	34.89%



Top 20 TSXV Symbols by Volume		
Symbol	TSXV Volume	TSXV Value
AZN	22,665,388	\$2,398,778
VIS	21,098,960	\$2,237,308
VLI	19,741,574	\$14,229,301
ID	17,300,626	\$618,547
SPDR	16,769,781	\$3,375,600
XLY	16,759,563	\$7,319,968
BES	15,190,974	\$21,969,258
SUGR	13,812,651	\$906,673
N	13,480,442	\$4,972,360
WATR	12,895,997	\$800,702
FMS	12,150,222	\$2,376,440
HITI	11,673,297	\$10,522,831
HVT	10,501,150	\$4,100,721
AAZ	9,580,026	\$483,525
STMP	9,025,327	\$230,051
LTE	8,756,966	\$3,212,651
FLT	8,411,026	\$17,812,790
DAC	7,709,205	\$787,578
LITH	7,405,200	\$6,511,907
VPT	6,965,432	\$2,719,224

Top 20 TSXV Symbols by Value		
Symbol	TSXV Volume	TSXV Value
BES	15,190,974	\$21,969,258
HIVE	6,034,891	\$19,639,319
FLT	8,411,026	\$17,812,790
NOU	6,618,572	\$17,215,630
LI	4,247,260	\$17,135,109
FD	398,600	\$15,987,419
VLI	19,741,574	\$14,229,301
NUMI	6,825,337	\$12,179,557
BITF	2,779,527	\$11,757,088
HITI	11,673,297	\$10,522,831
DOC	3,115,119	\$9,191,214
XLY	16,759,563	\$7,319,968
TOI	108,884	\$7,076,233
LITH	7,405,200	\$6,511,907
NEXE	1,179,820	\$5,406,949
N	13,480,442	\$4,972,360
PEO	320,816	\$4,855,781
HPQ	3,176,115	\$4,191,916
HVT	10,501,150	\$4,100,721
WMD	5,560,317	\$3,972,474

Dark TSX/TSXV Trading			
Volume	28,065,970	Daily Trades	95,273
Value	556,336,364	Daily Symbols Traded	1,474