



February 16, 2021

For more information, email trading_sales@tsx.com
 Visit our blog at <http://exchange.tmx.com/>

Indices	February 16 Close	Previous Close	Change	% Change
S&P/TSX Composite Index	18,492.72			%
S&P/TSX 60 Index	1,097.48			%
S&P/TSX Venture Composite	1,088.13			%
S&P/TSX Completion Index	1,149.16			%
S&P/TSX Smallcap Index	732.20			%

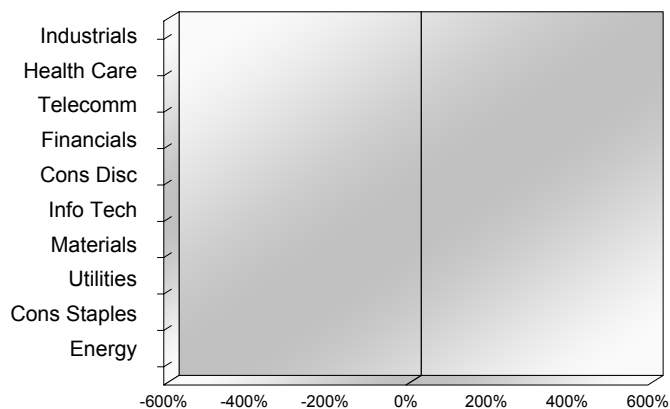
S&P/TSX Composite Index		
Advancers	Decliners	Unchanged
0	0	0

S&P/TSX Composite Index			
Top 10 Index Contributors		Top 10 Index Detractors	
Constituent	Index Contribution	Constituent	Index Contribution

S&P/TSX Composite Index			
Top 10 Advancers		Top 10 Decliners	
Constituent	Return	Constituent	Return
	%		%

S&P/TSX Composite Index				
Sector	# of Index Constituents	Weight	Market Cap (\$B)	Index Contribution
Industrials	29	%	\$317.72	
Health Care	9	%	\$45.81	
Communication Services	7	%	\$124.10	
Financials	26	%	\$779.44	
Consumer Discretionary	13	%	\$99.22	
Information Technology	10	%	\$305.50	
Materials	51	%	\$335.30	
Utilities	16	%	\$129.35	
Consumer Staples	11	%	\$91.90	
Energy	22	%	\$312.47	
S&P/TSX Composite Index	194	%	\$2,540.81	

S&P/TSX Composite Index - Sectors Returns



This report is published by TSX Inc. TSX Inc. does not guarantee either the completeness or the accuracy of this information. The information contained in this report is provided for informational purposes only and you agree not to rely upon the information contained in this report for any trading, business or financial purpose. These sheets are printed in Canada and issued by TSX Inc. under the express condition, to which everyone receiving or making use thereof assents, that no liability shall be incurred by TSX Inc. or its affiliated companies or any other vendor or donor, including, without limitation, for reliance on or for any errors or inaccuracies in this report. Neither TMX Group Limited, TSX Inc., nor any of their affiliated companies, guarantees the completeness of the information contained in this document and are not responsible for any errors or omission in or your use of, or reliance on, the information. This publication is under copyright. © 2015 TSX Inc. All rights reserved. Do not copy, distribute, sell or modify this publication without the prior written consent of TSX Inc. www.tmx.com/trading

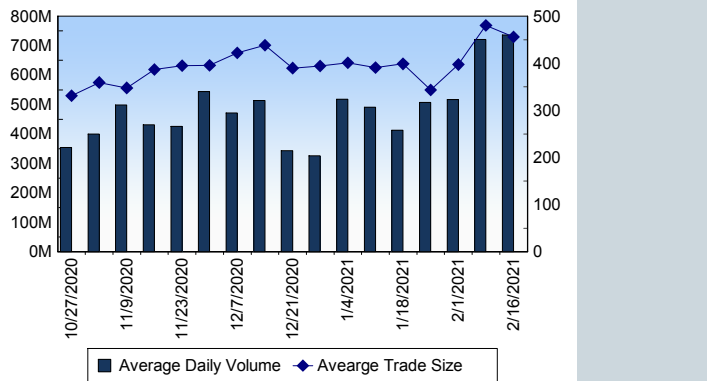
TSX

Daily Volume	735,849,621
Daily Value	\$12,028,879,332
Daily Trades	1,614,219
Daily Symbols Traded	2,153

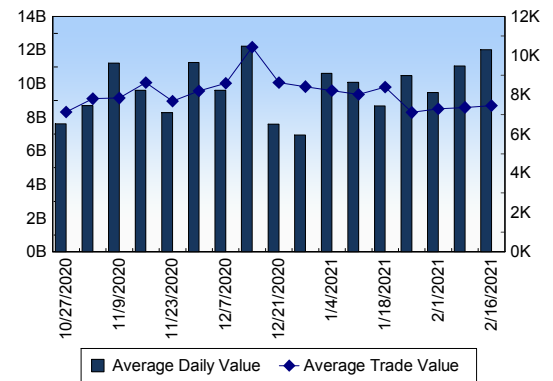
TSX ANONYMOUS TRADING

Daily Volume	292,169,347
Daily Value	\$5,014,098,462
Average Trade Size	411
% TSX Volume	39.71 %

TSX Volume



TSX Value (in Canadian Dollars)



Top 20 TSX Symbols by Volume

Symbol	TSX Volume	TSX Value
ZENA	44,488,716	\$7,884,745
FIRE	27,156,168	\$9,746,116
ENB	25,274,693	\$1,115,546,326
MFC	20,635,224	\$512,641,049
NCU	14,266,122	\$2,652,903
NEXT	13,950,474	\$6,762,308
APHA	12,571,376	\$323,087,590
SU	11,500,489	\$273,152,756
DML	11,181,456	\$19,839,138
BBD.B	11,102,831	\$7,202,283
BTE	8,708,518	\$8,992,122
TGOD	8,258,694	\$3,482,593
OGI	8,033,904	\$41,307,163
SOP	7,902,148	\$570,995
ACB	7,195,651	\$122,980,299
ARX	7,160,132	\$58,595,506
AC	7,055,167	\$163,173,767
CVE	7,014,960	\$61,320,684
BB	6,903,551	\$108,405,269
SCR	6,234,621	\$32,514,654

Top 20 TSX Symbols by Value

Symbol	TSX Volume	TSX Value
ENB	25,274,693	\$1,115,546,326
MFC	20,635,224	\$512,641,049
CM	3,958,411	\$451,176,893
RY	3,746,539	\$398,776,039
BMO	3,732,085	\$366,404,990
APHA	12,571,376	\$323,087,590
SHOP	159,771	\$296,312,496
SU	11,500,489	\$273,152,756
TD	2,717,728	\$205,700,899
CNR	1,468,929	\$205,227,983
SLF	3,186,540	\$196,905,468
AC	7,055,167	\$163,173,767
BNS	2,074,208	\$147,951,592
FTS	2,817,743	\$145,040,367
BCE	2,604,742	\$144,686,264
CNQ	3,960,462	\$138,710,134
EMA	2,598,627	\$134,620,376
ACB	7,195,651	\$122,980,299
ABX	4,019,274	\$111,367,521
BB	6,903,551	\$108,405,269

ETF Trading

Daily Volume	33,349,453	Average Trade Value	\$8,962
Daily Value	\$711,380,429	Average Trade Size	420
# Trades	79,379	# of ETFs Traded	800

Top 10 ETFs by TSX Volume

Symbol	Market Volume	Market Value
HND	3,548,231	\$27,499,151
HNU	2,697,535	\$23,178,643
XEG	2,562,496	\$17,720,620
XIU	2,017,309	\$56,166,205
DLR	890,430	\$11,398,348
HMMJ	838,300	\$12,616,051
HED	606,137	\$2,317,864
DLR.U	565,547	\$5,701,500
HOD	555,616	\$2,794,618
ZPR	510,254	\$5,380,043

Top 10 ETFs by TSX Value

Symbol	Market Volume	Market Value
XIU	2,017,309	\$56,166,205
VFV	373,020	\$33,190,171
HND	3,548,231	\$27,499,151
HNU	2,697,535	\$23,178,643
ZQQ	219,286	\$21,894,853
XEG	2,562,496	\$17,720,620
XQQ	151,413	\$16,333,240
HQU	317,043	\$14,753,398
ZEB	447,673	\$13,430,145
HSU	294,887	\$13,158,513

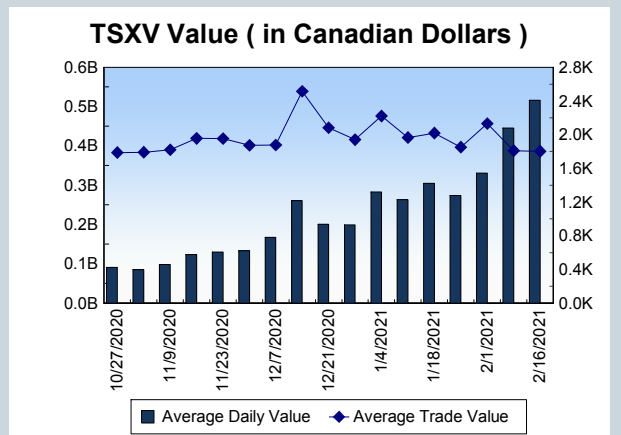
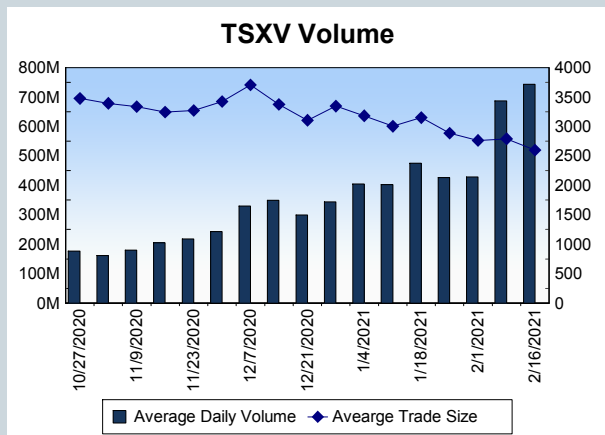
Block Trades	Non Block Trades
1,479	1,612,740

Top 5 Block Trade Brokers by Volume	
Broker	TSX Block Volume
NATIONAL BANK FINANCIAL	30,414,500
GOLDMAN SACHS CANADA I	25,566,700
TD SECURITIES INC.	23,167,300
SCOTIA CAPITAL INC.	21,210,500
RBC CAPITAL MARKETS	14,374,900

Top 5 Block Trade Symbols by Volume	
Symbol	TSX Block Volume
ENB	21,154,900
MFC	16,493,900
SU	4,331,900
CM	2,898,700
MEG	2,626,100

TSXV	
Daily Volume	743,825,845
Daily Value	\$516,005,750
Daily Trades	286,211
Daily Symbols Traded	1,415

TSXV ANONYMOUS TRADING	
Daily Volume	277,234,341
Daily Value	\$202,064,142
Average Trade Size	3,577
% TSXV Volume	37.27%



Top 20 TSXV Symbols by Volume		
Symbol	TSXV Volume	TSXV Value
AAZ	43,599,540	\$6,586,831
NCI	28,687,523	\$2,721,973
CSTR	20,485,019	\$2,259,770
HIVE	15,154,006	\$72,256,962
HITI	9,960,142	\$8,433,127
SUGR	9,403,845	\$591,057
AZN	9,194,605	\$581,706
FMS	8,807,914	\$1,779,291
VLI	7,954,094	\$4,333,445
GTEC	7,678,557	\$5,297,293
ID	7,632,841	\$392,225
HPQ	7,238,306	\$11,086,663
VPT	7,066,527	\$3,441,987
DMGI	7,006,774	\$12,078,280
MRS	6,861,949	\$4,243,761
SEV	6,830,800	\$310,903
TIN.H	6,640,298	\$205,473
REVO	6,429,899	\$2,516,424
ILC	6,423,469	\$934,609
MN	5,960,456	\$5,504,454

Top 20 TSXV Symbols by Value		
Symbol	TSXV Volume	TSXV Value
HIVE	15,154,006	\$72,256,962
BITF	3,590,338	\$17,127,095
NEXE	3,048,372	\$15,182,425
DMGI	7,006,774	\$12,078,280
NOU	4,620,198	\$11,474,490
TOI	152,422	\$11,183,077
HPQ	7,238,306	\$11,086,663
FLT	5,011,471	\$10,785,890
LI	2,621,291	\$10,177,761
FD	205,403	\$10,061,337
HITI	9,960,142	\$8,433,127
GRN	3,044,708	\$7,998,929
AMY	3,069,340	\$7,717,477
DOC	2,107,294	\$6,711,350
AAZ	43,599,540	\$6,586,831
GDNP	3,530,593	\$6,166,297
EXRO	878,261	\$6,133,758
MN	5,960,456	\$5,504,454
BES	5,627,595	\$5,455,040
CNC	1,465,803	\$5,399,975

Dark TSX/TSXV Trading			
Volume	26,234,280	Daily Trades	95,799
Value	551,405,368	Daily Symbols Traded	1,553