



February 23, 2021

For more information, email trading_sales@tsx.com
 Visit our blog at <http://exchange.tmx.com/>

Indices	February 23 Close	Previous Close	Change	% Change
S&P/TSX Composite Index	18,330.09			%
S&P/TSX 60 Index	1,090.58			%
S&P/TSX Venture Composite	1,039.60			%
S&P/TSX Completion Index	1,128.48			%
S&P/TSX Smallcap Index	726.67			%

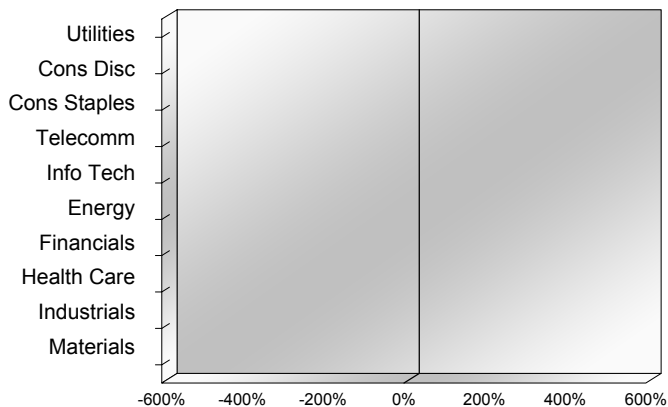
S&P/TSX Composite Index		
Advancers	Decliners	Unchanged
0	0	0

S&P/TSX Composite Index			
Top 10 Index Contributors		Top 10 Index Detractors	
Constituent	Index Contribution	Constituent	Index Contribution

S&P/TSX Composite Index			
Top 10 Advancers		Top 10 Decliners	
Constituent	Return	Constituent	Return
	%		%

S&P/TSX Composite Index				
Sector	# of Index Constituents	Weight	Market Cap (\$B)	Index Contribution
Utilities	16	%	\$124.89	
Consumer Discretionary	13	%	\$100.76	
Consumer Staples	11	%	\$88.63	
Communication Services	7	%	\$121.52	
Information Technology	10	%	\$279.26	
Energy	22	%	\$319.47	
Financials	26	%	\$799.67	
Health Care	9	%	\$40.75	
Industrials	29	%	\$314.18	
Materials	50	%	\$329.36	
S&P/TSX Composite Index	193	%	\$2,518.49	

S&P/TSX Composite Index - Sectors Returns



This report is published by TSX Inc. TSX Inc. does not guarantee either the completeness or the accuracy of this information. The information contained in this report is provided for informational purposes only and you agree not to rely upon the information contained in this report for any trading, business or financial purpose. These sheets are printed in Canada and issued by TSX Inc. under the express condition, to which everyone receiving or making use thereof assents, that no liability shall be incurred by TSX Inc. or its affiliated companies or any other vendor or donor, including, without limitation, for reliance on or for any errors or inaccuracies in this report. Neither TMX Group Limited, TSX Inc., nor any of their affiliated companies, guarantees the completeness of the information contained in this document and are not responsible for any errors or omission in or your use of, or reliance on, the information. This publication is under copyright. © 2015 TSX Inc. All rights reserved. Do not copy, distribute, sell or modify this publication without the prior written consent of TSX Inc. www.tmx.com/trading

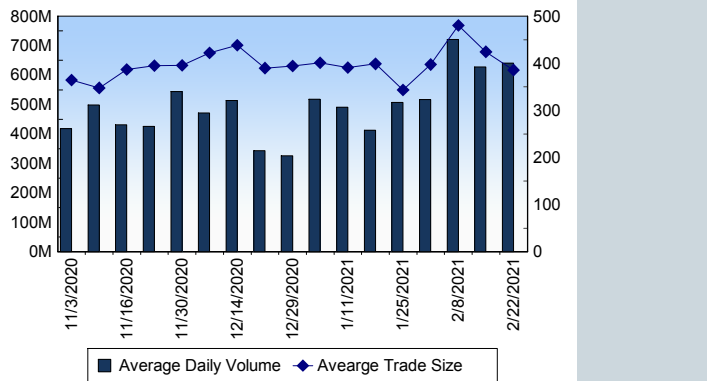
TSX

Daily Volume	615,699,296
Daily Value	\$12,723,690,258
Daily Trades	1,695,608
Daily Symbols Traded	2,162

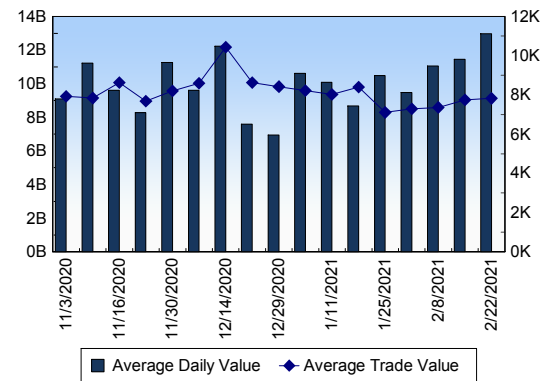
TSX ANONYMOUS TRADING

Daily Volume	246,408,786
Daily Value	\$5,228,899,973
Average Trade Size	317
% TSX Volume	40.02 %

TSX Volume



TSX Value (in Canadian Dollars)



Top 20 TSX Symbols by Volume

Symbol	TSX Volume	TSX Value
MFC	18,598,149	\$455,348,032
SU	15,287,350	\$399,903,930
FIRE	12,014,449	\$3,417,661
TD	10,541,309	\$821,480,762
ZENA	9,222,272	\$1,160,229
CVE	8,022,982	\$73,053,248
BTE	7,867,380	\$8,647,032
BBD.B	7,528,452	\$4,168,773
ENB	7,412,875	\$330,613,020
APHA	7,153,020	\$156,454,661
ATH	7,126,827	\$2,985,643
NCU	7,025,927	\$1,409,848
TBP	6,439,895	\$1,289,755
HUT	6,207,746	\$63,725,345
CPG	6,178,649	\$30,394,555
SLF	6,160,338	\$386,614,853
BTO	6,052,863	\$37,030,173
TGOD	5,680,144	\$1,995,209
OGI	5,533,514	\$20,005,048
BB	5,465,931	\$70,269,818

Top 20 TSX Symbols by Value

Symbol	TSX Volume	TSX Value
TD	10,541,309	\$821,480,762
SHOP	285,845	\$462,725,924
MFC	18,598,149	\$455,348,032
BMO	4,348,869	\$454,725,973
RY	3,680,811	\$413,115,427
SU	15,287,350	\$399,903,930
SLF	6,160,338	\$386,614,853
BNS	4,832,307	\$357,455,343
CM	2,850,416	\$332,245,008
ENB	7,412,875	\$330,613,020
BCE	3,423,777	\$188,206,166
TRI	1,697,094	\$186,821,039
TRP	3,292,557	\$184,867,923
APHA	7,153,020	\$156,454,661
CNR	1,143,687	\$156,207,485
CNQ	3,722,783	\$134,631,405
FM	4,474,319	\$134,077,889
MG	1,136,310	\$121,278,094
AC	4,793,919	\$118,936,021
RCI.B	2,011,290	\$111,007,186

ETF Trading

Daily Volume	45,434,447	Average Trade Value	\$9,208
Daily Value	\$1,005,603,217	Average Trade Size	416
# Trades	109,211	# of ETFs Traded	831

Top 10 ETFs by TSX Volume

Symbol	Market Volume	Market Value
BTCC.B	5,412,577	\$48,786,088
XEG	3,418,159	\$24,673,782
XIU	2,849,674	\$77,942,738
HND	2,057,772	\$16,889,857
ZEB	1,793,734	\$55,986,223
HNU	1,625,787	\$13,031,688
HMMJ	1,183,526	\$15,067,861
BTCC.U	1,060,814	\$9,695,348
HQU	1,047,140	\$42,895,651
DLR	976,787	\$12,417,413

Top 10 ETFs by TSX Value

Symbol	Market Volume	Market Value
XIU	2,849,674	\$77,942,738
ZEB	1,793,734	\$55,986,223
BTCC.B	5,412,577	\$48,786,088
ZSP	870,288	\$46,454,320
HQU	1,047,140	\$42,895,651
HXT	890,582	\$37,281,584
ZQQ	377,853	\$35,589,644
XQQ	338,973	\$34,355,411
XFN	623,392	\$25,620,917
XEG	3,418,159	\$24,673,782

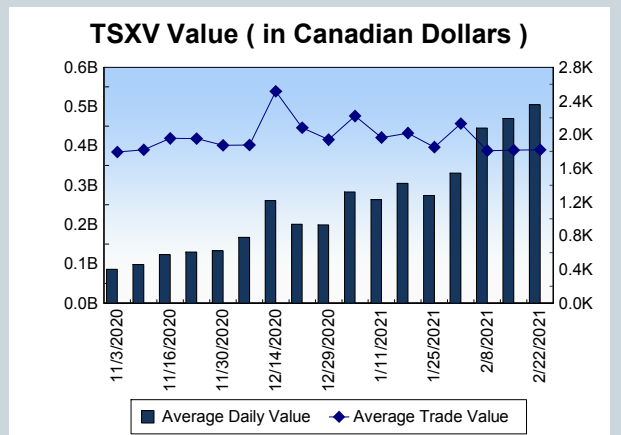
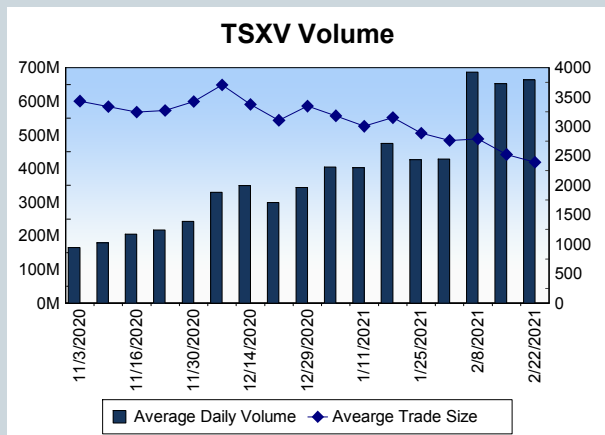
Block Trades	Non Block Trades
1,200	1,694,408

Top 5 Block Trade Brokers by Volume	
Broker	TSX Block Volume
TD SECURITIES INC.	15,943,500
SCOTIA CAPITAL INC.	14,993,200
NATIONAL BANK FINANCIAL	14,909,500
BMO NESBITT BURNS INC.	14,611,100
GOLDMAN SACHS CANADA I	9,155,300

Top 5 Block Trade Symbols by Volume	
Symbol	TSX Block Volume
MFC	14,362,300
TD	6,445,700
SU	5,511,600
SLF	4,878,800
ENB	2,457,700

TSXV	
Daily Volume	604,625,636
Daily Value	\$457,235,778
Daily Trades	262,478
Daily Symbols Traded	1,410

TSXV ANONYMOUS TRADING	
Daily Volume	211,912,809
Daily Value	\$165,563,781
Average Trade Size	3,208
% TSXV Volume	35.05%



Top 20 TSXV Symbols by Volume		
Symbol	TSXV Volume	TSXV Value
CSTR	29,258,566	\$16,783,136
DM	20,657,745	\$6,569,374
HIVE	17,669,507	\$87,511,322
LITT	16,930,041	\$1,459,631
TZR	16,062,039	\$459,217
RPX	11,814,704	\$716,747
SPDR	9,573,004	\$1,352,976
HITI	9,315,103	\$6,481,551
VXL	9,153,161	\$1,519,202
ATW	9,039,783	\$909,966
ID	8,026,113	\$453,656
DMGI	7,646,516	\$27,935,956
Z	7,587,484	\$233,755
VXTR	5,779,065	\$6,413,138
BITF	5,775,230	\$36,457,899
PRSN	5,401,332	\$1,059,597
NDA	5,387,870	\$1,877,742
QYOU	5,266,058	\$1,566,033
FORT	5,213,851	\$3,865,410
FLT	5,075,985	\$9,184,779

Top 20 TSXV Symbols by Value		
Symbol	TSXV Volume	TSXV Value
HIVE	17,669,507	\$87,511,322
BITF	5,775,230	\$36,457,899
DMGI	7,646,516	\$27,935,956
CSTR	29,258,566	\$16,783,136
FD	311,599	\$12,831,903
FLT	5,075,985	\$9,184,779
DOC	2,910,288	\$7,536,729
DM	20,657,745	\$6,569,374
HITI	9,315,103	\$6,481,551
VXTR	5,779,065	\$6,413,138
LI	1,973,707	\$6,107,164
NOU	2,711,712	\$5,490,361
EXRO	913,826	\$5,290,888
TOI	77,272	\$5,250,246
NUMI	2,539,213	\$3,888,053
FORT	5,213,851	\$3,865,410
GDNP	2,676,919	\$3,700,174
HPQ	2,834,869	\$3,691,062
ELO	941,219	\$3,609,087
AMY	2,000,136	\$3,441,435

Dark TSX/TSXV Trading			
Volume	26,556,880	Daily Trades	108,051
Value	756,114,284	Daily Symbols Traded	1,559