



February 24, 2021

For more information, email trading_sales@tsx.com
 Visit our blog at <http://exchange.tmx.com/>

Indices	February 24 Close	Previous Close	Change	% Change
S&P/TSX Composite Index	18,484.53			%
S&P/TSX 60 Index	1,098.86			%
S&P/TSX Venture Composite	1,060.43			%
S&P/TSX Completion Index	1,141.47			%
S&P/TSX Smallcap Index	742.12			%

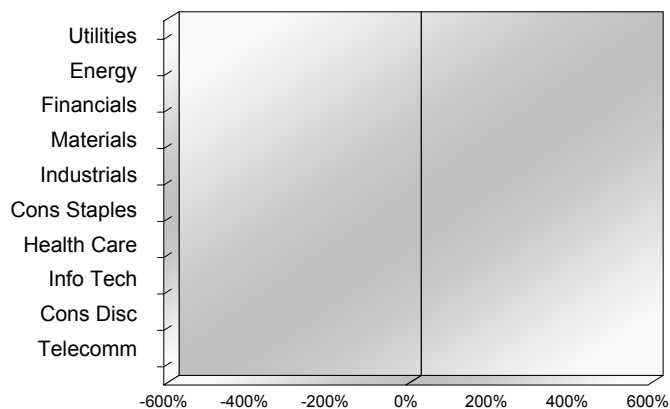
S&P/TSX Composite Index		
Advancers	Decliners	Unchanged
0	0	0

S&P/TSX Composite Index			
Top 10 Index Contributors		Top 10 Index Detractors	
Constituent	Index Contribution	Constituent	Index Contribution

S&P/TSX Composite Index			
Top 10 Advancers		Top 10 Decliners	
Constituent	Return	Constituent	Return
	%		%

S&P/TSX Composite Index				
Sector	# of Index Constituents	Weight	Market Cap (\$B)	Index Contribution
Utilities	16	%	\$123.56	
Energy	22	%	\$322.36	
Financials	26	%	\$812.50	
Materials	50	%	\$332.52	
Industrials	29	%	\$317.33	
Consumer Staples	11	%	\$88.04	
Health Care	9	%	\$41.53	
Information Technology	10	%	\$279.23	
Consumer Discretionary	13	%	\$101.70	
Communication Services	7	%	\$120.94	
S&P/TSX Composite Index	193	%	\$2,539.71	

S&P/TSX Composite Index - Sectors Returns



This report is published by TSX Inc. TSX Inc. does not guarantee either the completeness or the accuracy of this information. The information contained in this report is provided for informational purposes only and you agree not to rely upon the information contained in this report for any trading, business or financial purpose. These sheets are printed in Canada and issued by TSX Inc. under the express condition, to which everyone receiving or making use thereof assents, that no liability shall be incurred by TSX Inc. or its affiliated companies or any other vendor or donor, including, without limitation, for reliance on or for any errors or inaccuracies in this report. Neither TMX Group Limited, TSX Inc., nor any of their affiliated companies, guarantees the completeness of the information contained in this document and are not responsible for any errors or omission in or your use of, or reliance on, the information. This publication is under copyright. © 2015 TSX Inc. All rights reserved. Do not copy, distribute, sell or modify this publication without the prior written consent of TSX Inc. www.tmx.com/trading

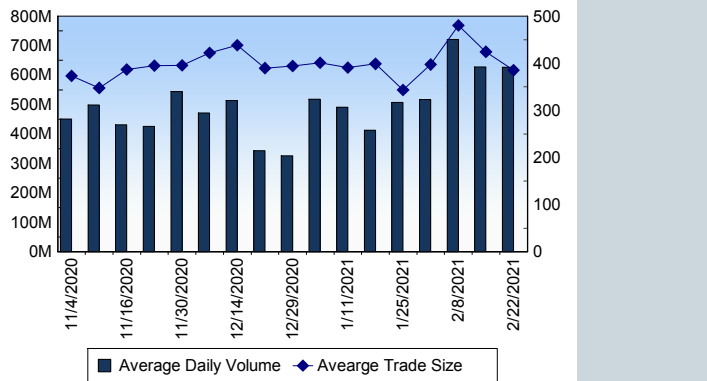
TSX

Daily Volume	599,649,721
Daily Value	\$13,759,816,104
Daily Trades	1,561,510
Daily Symbols Traded	2,125

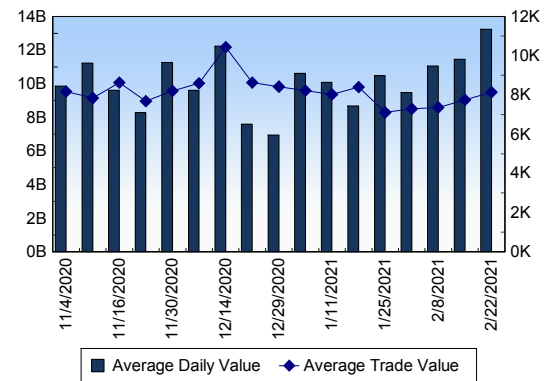
TSX ANONYMOUS TRADING

Daily Volume	233,809,738
Daily Value	\$5,478,817,030
Average Trade Size	326
% TSX Volume	38.99 %

TSX Volume



TSX Value (in Canadian Dollars)



Top 20 TSX Symbols by Volume

Symbol	TSX Volume	TSX Value
MFC	25,226,989	\$636,864,727
SU	21,063,561	\$566,972,993
CPG	11,445,533	\$58,067,664
BTE	11,421,152	\$14,252,506
TD	11,332,533	\$898,751,262
ATH	10,751,213	\$4,952,889
CVE	9,538,361	\$90,270,930
BNS	8,568,660	\$652,123,218
BB	7,618,705	\$102,525,212
FIRE	7,231,846	\$2,204,232
AC	7,225,819	\$189,182,291
ENB	7,091,052	\$317,615,468
APHA	6,270,754	\$151,339,433
WCP	6,086,231	\$35,755,513
BBD.B	6,074,468	\$3,554,312
CNQ	5,582,089	\$205,071,155
MEG	5,029,976	\$35,234,471
GWO	5,018,432	\$160,752,240
NCU	4,977,824	\$1,048,292
NCU.WT.A	4,864,274	\$274,571

Top 20 TSX Symbols by Value

Symbol	TSX Volume	TSX Value
TD	11,332,533	\$898,751,262
BNS	8,568,660	\$652,123,218
MFC	25,226,989	\$636,864,727
SU	21,063,561	\$566,972,993
RY	4,570,400	\$512,227,460
SHOP	311,931	\$507,368,272
BMO	4,479,120	\$482,920,604
ENB	7,091,052	\$317,615,468
SLF	4,639,563	\$293,414,238
CM	1,983,319	\$233,051,685
NA	2,637,607	\$208,102,953
CNQ	5,582,089	\$205,071,155
AC	7,225,819	\$189,182,291
FTS	3,832,036	\$189,050,035
CNR	1,318,992	\$181,937,069
BCE	3,219,077	\$176,556,210
GWO	5,018,432	\$160,752,240
APHA	6,270,754	\$151,339,433
TRP	2,671,120	\$149,682,933
XIU	4,818,002	\$133,458,368

ETF Trading

Daily Volume	42,574,209	Average Trade Value	\$11,709
Daily Value	\$982,126,823	Average Trade Size	508
# Trades	83,880	# of ETFs Traded	800

Top 10 ETFs by TSX Volume

Symbol	Market Volume	Market Value
XIU	4,818,002	\$133,458,368
ZEB	3,165,588	\$100,387,350
XEG	3,134,759	\$23,319,930
HNU	1,925,156	\$14,961,488
BTCC.B	1,901,903	\$17,835,897
HND	1,615,622	\$13,667,960
XFN	1,169,341	\$48,788,682
HOD	929,250	\$4,207,773
DLR	910,870	\$11,529,573
ZSP	860,420	\$46,246,700

Top 10 ETFs by TSX Value

Symbol	Market Volume	Market Value
XIU	4,818,002	\$133,458,368
ZEB	3,165,588	\$100,387,350
XFN	1,169,341	\$48,788,682
ZSP	860,420	\$46,246,700
HQU	670,163	\$28,141,467
ZQQ	294,884	\$27,982,009
HXT	583,348	\$24,603,622
XEG	3,134,759	\$23,319,930
HEU	589,789	\$22,999,756
XSP	518,651	\$21,726,965

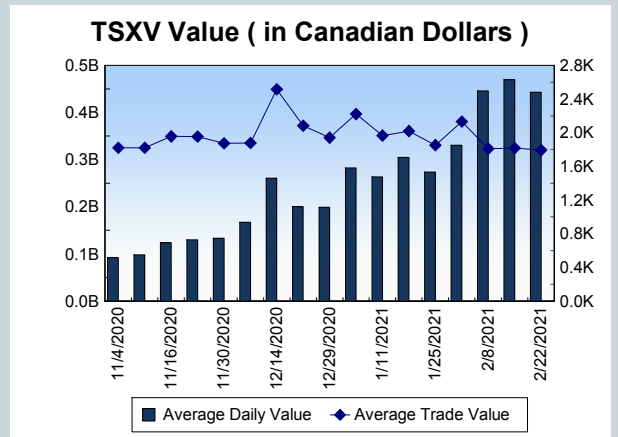
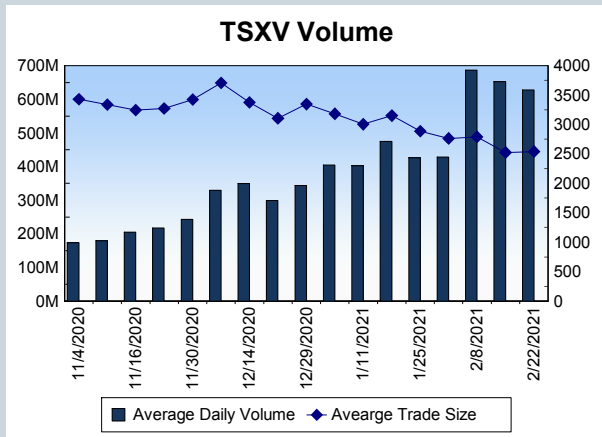
Block Trades	Non Block Trades
1,568	1,559,942

Top 5 Block Trade Brokers by Volume	
Broker	TSX Block Volume
RBC CAPITAL MARKETS	17,936,600
SCOTIA CAPITAL INC.	13,546,500
TD SECURITIES INC.	13,529,000
BMO NESBITT BURNS INC.	12,975,600
MORGAN STANLEY CANADA	10,922,200

Top 5 Block Trade Symbols by Volume	
Symbol	TSX Block Volume
MFC	17,444,300
SU	10,695,100
TD	6,874,500
GWO	3,805,700
BNS	3,590,900

TSXV	
Daily Volume	557,280,020
Daily Value	\$319,530,727
Daily Trades	186,794
Daily Symbols Traded	1,374

TSXV ANONYMOUS TRADING	
Daily Volume	205,271,091
Daily Value	\$123,123,826
Average Trade Size	3,915
% TSXV Volume	36.83%



Top 20 TSXV Symbols by Volume		
Symbol	TSXV Volume	TSXV Value
SAY	68,387,573	\$14,081,768
CSTR	24,771,894	\$15,678,923
ICO	17,287,533	\$1,919,744
WATR	11,517,246	\$885,243
RPX	10,253,753	\$721,089
HITI	9,781,266	\$7,665,156
DCOP	7,773,998	\$318,590
DM	7,578,046	\$2,419,801
HIVE	7,094,239	\$38,645,965
YDX	6,407,621	\$1,163,852
KS	6,228,977	\$878,953
NCI	6,076,181	\$660,620
FCO	6,019,599	\$1,656,233
Z	5,938,888	\$156,139
DMGI	4,467,437	\$17,353,146
ATW	4,405,751	\$600,320
EL	4,339,295	\$267,803
MTB	4,135,996	\$833,438
YTY	4,026,568	\$352,433
FORT	3,546,290	\$2,784,338

Top 20 TSXV Symbols by Value		
Symbol	TSXV Volume	TSXV Value
HIVE	7,094,239	\$38,645,965
BITF	3,106,721	\$21,336,721
DMGI	4,467,437	\$17,353,146
CSTR	24,771,894	\$15,678,923
SAY	68,387,573	\$14,081,768
HITI	9,781,266	\$7,665,156
TOI	101,116	\$6,980,255
FLT	2,493,368	\$4,831,406
FD	101,774	\$4,534,925
LI	1,239,863	\$4,212,308
AMY	1,799,593	\$3,745,336
GDPN	1,912,592	\$2,831,057
FORT	3,546,290	\$2,784,338
EXRO	427,379	\$2,626,166
DOC	995,156	\$2,619,228
NOU	1,251,156	\$2,602,946
GRAT	2,020,050	\$2,434,429
DM	7,578,046	\$2,419,801
RECO	640,460	\$2,410,375
RHT	2,750,724	\$2,276,790

Dark TSX/TSXV Trading			
Volume	30,930,330	Daily Trades	106,442
Value	809,079,141	Daily Symbols Traded	1,572