



February 25, 2021

For more information, email trading_sales@tsx.com
 Visit our blog at <http://exchange.tmx.com/>

Indices	February 25 Close	Previous Close	Change	% Change
S&P/TSX Composite Index	18,223.54			%
S&P/TSX 60 Index	1,084.27			%
S&P/TSX Venture Composite	1,032.28			%
S&P/TSX Completion Index	1,121.81			%
S&P/TSX Smallcap Index	722.74			%

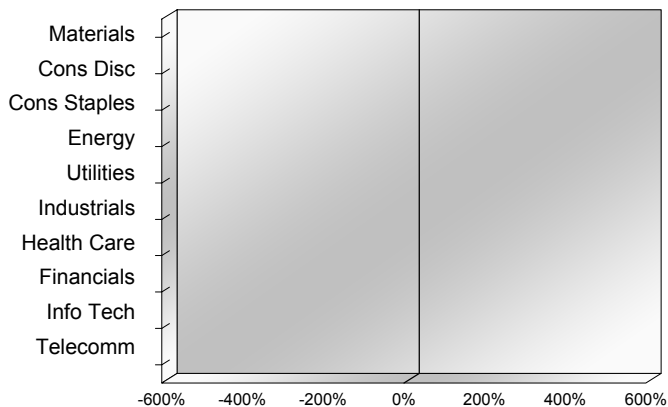
S&P/TSX Composite Index		
Advancers	Decliners	Unchanged
0	0	0

S&P/TSX Composite Index			
Top 10 Index Contributors		Top 10 Index Detractors	
Constituent	Index Contribution	Constituent	Index Contribution

S&P/TSX Composite Index			
Top 10 Advancers		Top 10 Decliners	
Constituent	Return	Constituent	Return
	%		%

S&P/TSX Composite Index				
Sector	# of Index Constituents	Weight	Market Cap (\$B)	Index Contribution
Materials	50	%	\$322.97	
Consumer Discretionary	13	%	\$100.94	
Consumer Staples	11	%	\$89.49	
Energy	22	%	\$315.66	
Utilities	16	%	\$122.95	
Industrials	29	%	\$316.75	
Health Care	9	%	\$40.00	
Financials	26	%	\$801.99	
Information Technology	10	%	\$271.22	
Communication Services	7	%	\$121.54	
S&P/TSX Composite Index	193	%	\$2,503.52	

S&P/TSX Composite Index - Sectors Returns



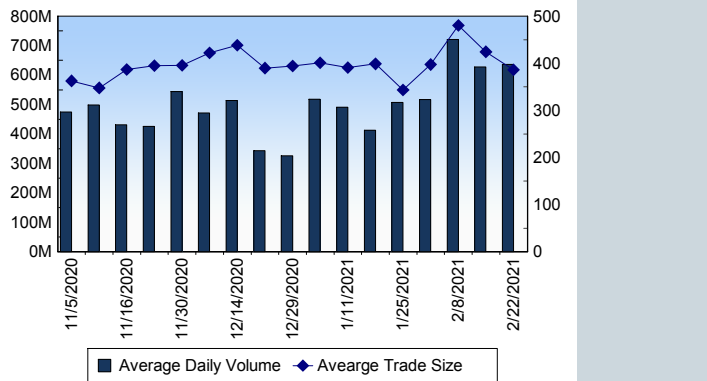
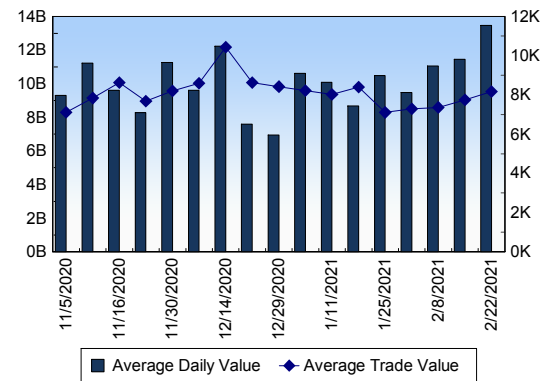
This report is published by TSX Inc. TSX Inc. does not guarantee either the completeness or the accuracy of this information. The information contained in this report is provided for informational purposes only and you agree not to rely upon the information contained in this report for any trading, business or financial purpose. These sheets are printed in Canada and issued by TSX Inc. under the express condition, to which everyone receiving or making use thereof assents, that no liability shall be incurred by TSX Inc. or its affiliated companies or any other vendor or donor, including, without limitation, for reliance on or for any errors or inaccuracies in this report. Neither TMX Group Limited, TSX Inc., nor any of their affiliated companies, guarantees the completeness of the information contained in this document and are not responsible for any errors or omission in or your use of, or reliance on, the information. This publication is under copyright. © 2015 TSX Inc. All rights reserved. Do not copy, distribute, sell or modify this publication without the prior written consent of TSX Inc. www.tmx.com/trading

TSX

Daily Volume	664,851,006
Daily Value	\$14,137,455,269
Daily Trades	1,712,099
Daily Symbols Traded	2,192

TSX ANONYMOUS TRADING

Daily Volume	270,648,452
Daily Value	\$5,822,742,737
Average Trade Size	333
% TSX Volume	40.71 %

TSX Volume**TSX Value (in Canadian Dollars)****Top 20 TSX Symbols by Volume**

Symbol	TSX Volume	TSX Value
CSM	38,049,441	\$3,801,696
MFC	22,124,172	\$569,818,581
SU	17,054,727	\$450,795,824
BTE	14,450,853	\$18,533,228
BB	12,869,636	\$179,035,535
WCP	10,708,707	\$63,707,587
RY	10,436,585	\$1,154,060,601
CVE	9,929,292	\$93,671,858
CNQ	9,612,920	\$343,337,126
BCE	8,248,904	\$453,257,600
ENB	7,856,611	\$347,864,069
FIRE	7,274,354	\$2,164,373
TV	7,169,484	\$1,566,044
ZENA	6,897,688	\$937,540
CPG	6,694,480	\$33,045,733
APHA	6,693,787	\$160,003,048
TD	6,049,473	\$471,064,222
TLO	5,912,600	\$3,892,008
AC	5,754,495	\$147,420,876
YRI	5,353,977	\$29,010,749

Top 20 TSX Symbols by Value

Symbol	TSX Volume	TSX Value
RY	10,436,585	\$1,154,060,601
MFC	22,124,172	\$569,818,581
SHOP	348,442	\$550,720,417
TD	6,049,473	\$471,064,222
BCE	8,248,904	\$453,257,600
SU	17,054,727	\$450,795,824
ENB	7,856,611	\$347,864,069
CNQ	9,612,920	\$343,337,126
BNS	4,363,307	\$330,071,203
SLF	4,573,661	\$289,026,197
BMO	2,325,545	\$247,501,564
CM	1,914,592	\$225,696,791
FTS	4,317,314	\$213,916,926
TRP	3,857,823	\$211,275,996
BAM.A	3,729,089	\$197,123,850
BB	12,869,636	\$179,035,535
MG	1,624,887	\$170,385,275
GWO	5,171,849	\$166,363,136
ATD.B	4,333,772	\$165,838,599
APHA	6,693,787	\$160,003,048

ETF Trading

Daily Volume	45,876,936	Average Trade Value	\$9,406
Daily Value	\$1,077,064,523	Average Trade Size	401
# Trades	114,504	# of ETFs Traded	842

Top 10 ETFs by TSX Volume

Symbol	Market Volume	Market Value
XIU	3,408,008	\$93,316,232
XEG	3,256,643	\$24,032,314
ZEB	2,555,789	\$80,775,307
HND	2,146,011	\$18,598,526
BTCC.B	1,965,681	\$18,687,325
HNU	1,951,874	\$14,799,385
HXT	1,222,197	\$51,240,184
HQU	894,406	\$36,863,912
XSP	884,274	\$36,706,364
XFN	879,220	\$36,529,311

Top 10 ETFs by TSX Value

Symbol	Market Volume	Market Value
XIU	3,408,008	\$93,316,232
ZEB	2,555,789	\$80,775,307
HXT	1,222,197	\$51,240,184
HQU	894,406	\$36,863,912
XSP	884,274	\$36,706,364
XFN	879,220	\$36,529,311
ZSP	642,074	\$34,168,988
ZQQ	274,327	\$25,790,074
XEG	3,256,643	\$24,032,314
HSU	545,836	\$23,418,883

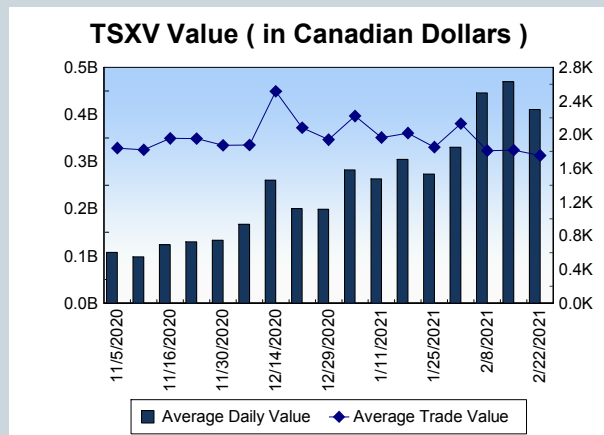
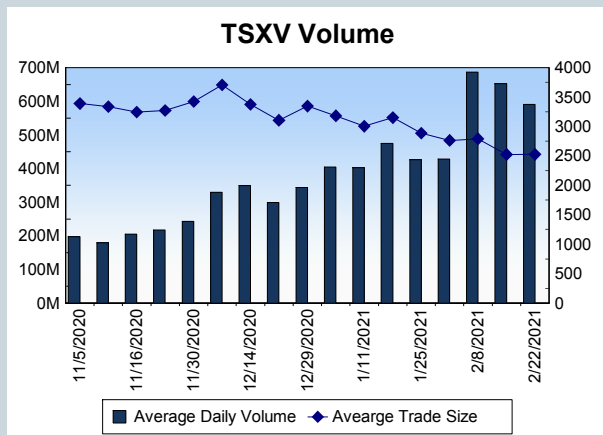
Block Trades	Non Block Trades
1,465	1,710,634

Top 5 Block Trade Brokers by Volume	
Broker	TSX Block Volume
SCOTIA CAPITAL INC.	30,421,350
BMO NESBITT BURNS INC.	26,202,000
GOLDMAN SACHS CANADA I	23,860,400
MORGAN STANLEY CANADA	15,372,600
RBC CAPITAL MARKETS	14,165,200

Top 5 Block Trade Symbols by Volume	
Symbol	TSX Block Volume
MFC	15,495,300
SU	8,710,500
RY	7,188,600
BCE	5,780,700
WCP	5,525,900

TSXV	
Daily Volume	479,942,761
Daily Value	\$312,543,890
Daily Trades	194,731
Daily Symbols Traded	1,372

TSXV ANONYMOUS TRADING	
Daily Volume	179,892,839
Daily Value	\$123,584,557
Average Trade Size	3,465
% TSXV Volume	37.48%



Top 20 TSXV Symbols by Volume		
Symbol	TSXV Volume	TSXV Value
SAY	19,771,985	\$3,801,075
CSTR	16,266,384	\$9,267,013
RPX	9,997,023	\$816,276
ICO	9,837,195	\$1,353,696
WATR	7,889,822	\$607,969
HIVE	7,727,515	\$41,807,914
HITI	5,194,847	\$3,850,779
ATW	4,978,857	\$740,674
TR	4,926,618	\$684,805
AZN	4,898,334	\$222,745
VPT	4,869,138	\$1,710,975
Z	4,668,962	\$125,257
VXTR	4,280,130	\$5,368,318
TUF	4,192,683	\$589,417
PDM	4,123,698	\$1,467,856
QYOU	3,937,816	\$1,257,591
ELXR	3,841,650	\$96,202
DAC	3,797,135	\$332,004
DM	3,761,620	\$1,154,291
FEO	3,709,950	\$686,601

Top 20 TSXV Symbols by Value		
Symbol	TSXV Volume	TSXV Value
HIVE	7,727,515	\$41,807,914
BITF	3,267,920	\$20,610,709
DMGI	3,067,517	\$11,210,393
CSTR	16,266,384	\$9,267,013
FD	181,667	\$8,481,715
VXTR	4,280,130	\$5,368,318
TOI	70,234	\$4,737,392
FLT	2,275,900	\$4,285,050
AMY	1,829,682	\$4,281,623
LI	1,287,532	\$4,254,864
RECO	1,172,725	\$4,180,377
DOC	1,558,151	\$3,983,371
HITI	5,194,847	\$3,850,779
SAY	19,771,985	\$3,801,075
NUMI	1,838,389	\$2,981,678
GRAT	2,249,106	\$2,795,070
RHT	2,820,016	\$2,543,910
HPQ	1,707,726	\$2,464,846
ESE	742,016	\$2,385,193
GAME	170,604	\$2,346,640

Dark TSX/TSXV Trading			
Volume	23,940,090	Daily Trades	94,744
Value	675,794,391	Daily Symbols Traded	1,606