



March 1, 2021

For more information, email trading_sales@tsx.com
 Visit our blog at <http://exchange.tmx.com/>

Indices	March 1 Close	Previous Close	Change	% Change
S&P/TSX Composite Index	18,299.62			%
S&P/TSX 60 Index	1,087.89			%
S&P/TSX Venture Composite	1,034.36			%
S&P/TSX Completion Index	1,129.97			%
S&P/TSX Smallcap Index	724.89			%

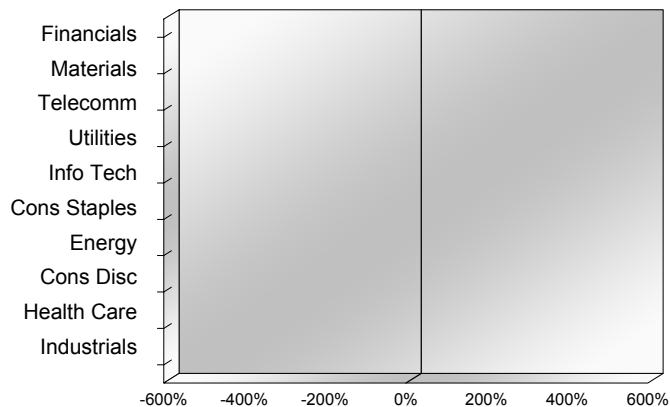
S&P/TSX Composite Index		
Advancers	Decliners	Unchanged
0	0	0

S&P/TSX Composite Index			
Top 10 Index Contributors		Top 10 Index Detractors	
Constituent	Index Contribution	Constituent	Index Contribution

S&P/TSX Composite Index			
Top 10 Advancers		Top 10 Decliners	
Constituent	Return	Constituent	Return
	%		%

S&P/TSX Composite Index				
Sector	# of Index Constituents	Weight	Market Cap (\$B)	Index Contribution
Financials	26	%	\$802.16	
Materials	50	%	\$311.58	
Communication Services	7	%	\$122.29	
Utilities	16	%	\$123.24	
Information Technology	10	%	\$286.34	
Consumer Staples	11	%	\$89.22	
Energy	22	%	\$313.37	
Consumer Discretionary	13	%	\$104.12	
Health Care	9	%	\$41.18	
Industrials	29	%	\$323.75	
S&P/TSX Composite Index	193	%	\$2,517.26	

S&P/TSX Composite Index - Sectors Returns



This report is published by TSX Inc. TSX Inc. does not guarantee either the completeness or the accuracy of this information. The information contained in this report is provided for informational purposes only and you agree not to rely upon the information contained in this report for any trading, business or financial purpose. These sheets are printed in Canada and issued by TSX Inc. under the express condition, to which everyone receiving or making use thereof assents, that no liability shall be incurred by TSX Inc. or its affiliated companies or any other vendor or donor, including, without limitation, for reliance on or for any errors or inaccuracies in this report. Neither TMX Group Limited, TSX Inc., nor any of their affiliated companies, guarantees the completeness of the information contained in this document and are not responsible for any errors or omission in or your use of, or reliance on, the information. This publication is under copyright. © 2015 TSX Inc. All rights reserved. Do not copy, distribute, sell or modify this publication without the prior written consent of TSX Inc. www.tmx.com/trading

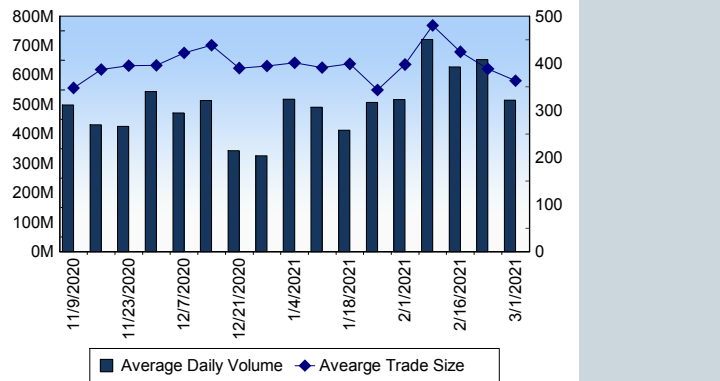
TSX

Daily Volume	514,695,103
Daily Value	\$10,939,917,528
Daily Trades	1,418,020
Daily Symbols Traded	2,152

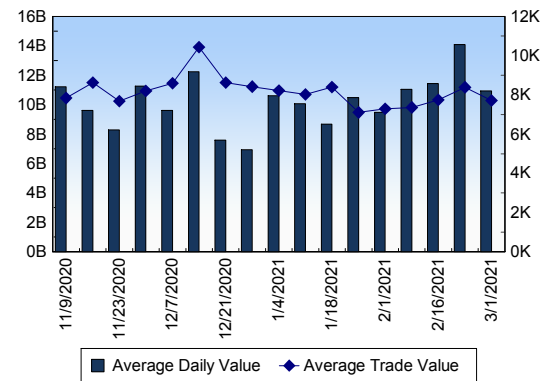
TSX ANONYMOUS TRADING

Daily Volume	205,708,120
Daily Value	\$4,582,971,099
Average Trade Size	316
% TSX Volume	39.97 %

TSX Volume



TSX Value (in Canadian Dollars)



Top 20 TSX Symbols by Volume

Symbol	TSX Volume	TSX Value
SU	22,610,181	\$579,841,055
MFC	8,577,451	\$222,830,923
CSM	8,132,770	\$659,405
CVE	7,835,320	\$74,246,375
FIRE	7,045,428	\$2,049,874
GWO	6,352,559	\$211,498,014
CPG	6,227,030	\$29,534,811
BB	6,207,675	\$84,554,641
K	5,983,649	\$47,120,549
BTE	5,929,593	\$7,654,268
ABX	5,796,420	\$139,303,764
AC	5,673,885	\$148,648,415
ENB	5,473,517	\$240,496,050
BTO	4,875,769	\$27,084,827
TVE	4,770,167	\$10,718,267
CNQ	4,691,849	\$168,200,322
TD	4,456,535	\$348,026,623
ATH	4,300,469	\$1,860,611
ZENA	4,240,411	\$566,369
BMO	4,124,646	\$436,962,605

Top 20 TSX Symbols by Value

Symbol	TSX Volume	TSX Value
SU	22,610,181	\$579,841,055
BMO	4,124,646	\$436,962,605
SHOP	262,833	\$434,657,686
TD	4,456,535	\$348,026,623
RY	2,813,901	\$309,152,754
ENB	5,473,517	\$240,496,050
MFC	8,577,451	\$222,830,923
SLF	3,588,159	\$221,556,323
CM	1,831,886	\$217,173,134
GWO	6,352,559	\$211,498,014
BNS	2,677,585	\$201,865,267
BCE	3,186,647	\$175,243,353
CNR	1,195,482	\$168,854,046
CNQ	4,691,849	\$168,200,322
AC	5,673,885	\$148,648,415
TRP	2,742,448	\$147,739,987
ABX	5,796,420	\$139,303,764
BAM.A	2,471,373	\$129,129,665
PPL	3,770,136	\$125,205,378
MG	1,129,251	\$123,101,907

ETF Trading

Daily Volume	35,994,697	Average Trade Value	\$9,838
Daily Value	\$772,262,596	Average Trade Size	459
# Trades	78,495	# of ETFs Traded	827

Top 10 ETFs by TSX Volume

Symbol	Market Volume	Market Value
XEG	4,081,166	\$29,498,068
XIU	3,669,284	\$100,504,688
BTCC.B	2,263,576	\$21,091,324
HND	1,506,431	\$13,231,429
ZEB	969,710	\$30,604,591
HNU	956,333	\$7,141,229
XFN	710,789	\$29,385,409
DLR	672,977	\$8,595,226
HXT	617,086	\$25,859,402
XIC	569,880	\$16,649,846

Top 10 ETFs by TSX Value

Symbol	Market Volume	Market Value
XIU	3,669,284	\$100,504,688
ZEB	969,710	\$30,604,591
XEG	4,081,166	\$29,498,068
XFN	710,789	\$29,385,409
HXT	617,086	\$25,859,402
BTCC.B	2,263,576	\$21,091,324
HQU	485,913	\$20,488,344
ZSP	371,240	\$20,160,913
XIC	569,880	\$16,649,846
XQQ	129,713	\$13,327,481

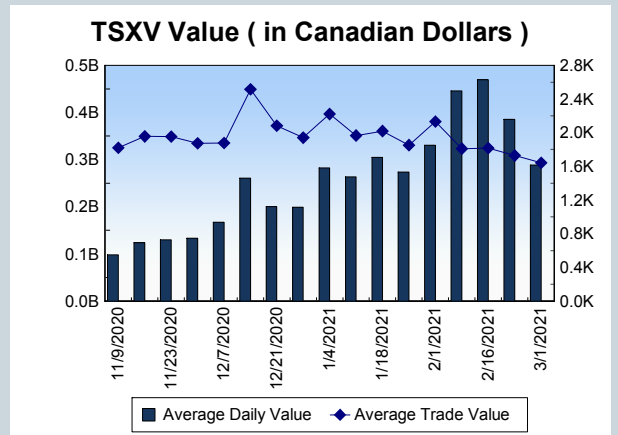
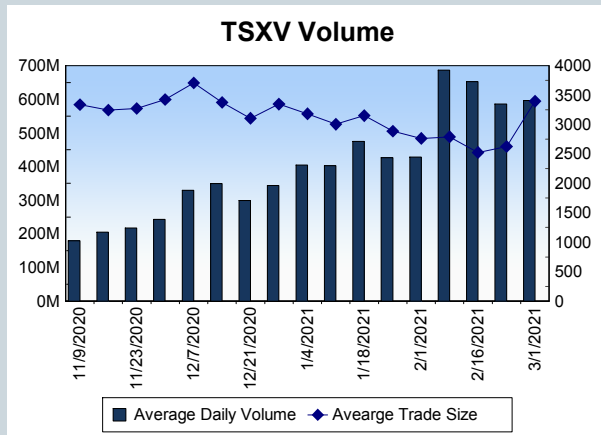
Block Trades	Non Block Trades
1,321	1,416,699

Top 5 Block Trade Brokers by Volume	
Broker	TSX Block Volume
GOLDMAN SACHS CANADA I	13,499,900
NATIONAL BANK FINANCIAL	12,673,500
VIRTU ITG CANADA CORP	11,450,700
TD SECURITIES INC.	11,381,200
MERRILL LYNCH CANADA LT	11,148,600

Top 5 Block Trade Symbols by Volume	
Symbol	TSX Block Volume
SU	16,472,000
GWO	4,774,300
MFC	4,152,100
BMO	2,408,900
ABX	2,276,400

TSXV	
Daily Volume	595,853,824
Daily Value	\$288,132,530
Daily Trades	175,561
Daily Symbols Traded	1,374

TSXV ANONYMOUS TRADING	
Daily Volume	223,916,229
Daily Value	\$106,869,397
Average Trade Size	4,475
% TSXV Volume	37.58%



Top 20 TSXV Symbols by Volume		
Symbol	TSXV Volume	TSXV Value
KLY	58,983,774	\$5,140,961
LITT	38,178,366	\$7,021,221
WATR	28,323,932	\$3,345,876
CSTR	20,650,444	\$9,625,879
KLY.WT.B	17,622,544	\$487,376
IVI	17,542,312	\$1,490,920
SAY	14,680,758	\$3,808,556
SUGR	10,664,165	\$926,575
ICO	9,865,763	\$1,169,814
HITI	8,113,835	\$7,115,172
FMS	7,765,195	\$1,486,000
AQS	7,291,363	\$1,846,668
ROS	7,133,896	\$3,302,631
BXR	6,728,300	\$104,088
HRH	6,685,773	\$1,824,880
HIVE	5,866,629	\$31,708,589
DM	5,583,387	\$1,785,606
QYOU	5,498,053	\$1,859,904
TZR	4,615,835	\$92,383
KS	4,136,867	\$445,922

Top 20 TSXV Symbols by Value		
Symbol	TSXV Volume	TSXV Value
HIVE	5,866,629	\$31,708,589
BITF	2,633,669	\$17,036,449
DMGI	2,898,483	\$10,565,972
CSTR	20,650,444	\$9,625,879
HITI	8,113,835	\$7,115,172
LITT	38,178,366	\$7,021,221
KLY	58,983,774	\$5,140,961
STC	992,570	\$4,650,997
FLT	2,408,633	\$4,556,807
LI	1,325,280	\$4,315,097
SAY	14,680,758	\$3,808,556
WATR	28,323,932	\$3,345,876
ROS	7,133,896	\$3,302,631
FD	72,953	\$3,203,120
VXTR	2,218,591	\$2,945,668
DOC	1,086,126	\$2,738,292
FORT	3,327,052	\$2,514,414
NNO	428,798	\$2,503,932
EXRO	439,682	\$2,475,008
WE	114,971	\$2,331,430

Dark TSX/TSXV Trading			
Volume	22,003,910	Daily Trades	91,929
Value	617,898,411	Daily Symbols Traded	1,591