



March 3, 2021

For more information, email trading_sales@tsx.com
 Visit our blog at <http://exchange.tmx.com/>

Indices	March 3 Close	Previous Close	Change	% Change
S&P/TSX Composite Index	18,320.67			%
S&P/TSX 60 Index	1,090.22			%
S&P/TSX Venture Composite	991.98			%
S&P/TSX Completion Index	1,127.12			%
S&P/TSX Smallcap Index	725.44			%

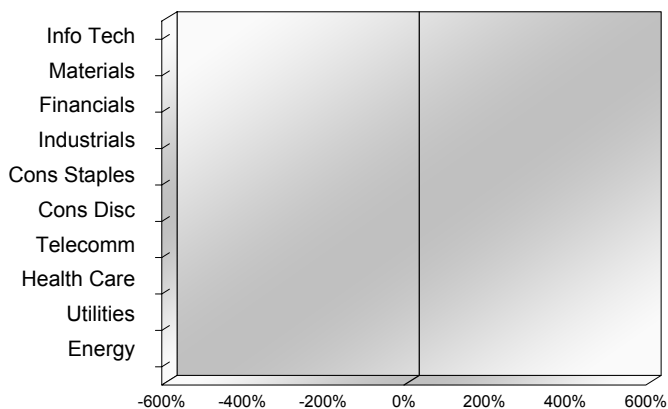
S&P/TSX Composite Index		
Advancers	Decliners	Unchanged
0	0	0

S&P/TSX Composite Index			
Top 10 Index Contributors		Top 10 Index Detractors	
Constituent	Index Contribution	Constituent	Index Contribution

S&P/TSX Composite Index			
Top 10 Advancers		Top 10 Decliners	
Constituent	Return	Constituent	Return
	%		%

S&P/TSX Composite Index				
Sector	# of Index Constituents	Weight	Market Cap (\$B)	Index Contribution
Information Technology	10	%	\$271.14	
Materials	50	%	\$314.33	
Financials	26	%	\$810.11	
Industrials	29	%	\$320.52	
Consumer Staples	11	%	\$90.10	
Consumer Discretionary	13	%	\$105.70	
Communication Services	7	%	\$123.55	
Health Care	9	%	\$40.42	
Utilities	16	%	\$122.19	
Energy	22	%	\$323.82	
S&P/TSX Composite Index	193	%	\$2,521.90	

S&P/TSX Composite Index - Sectors Returns



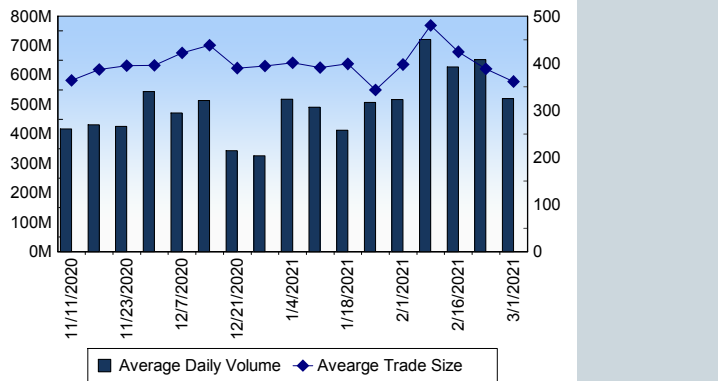
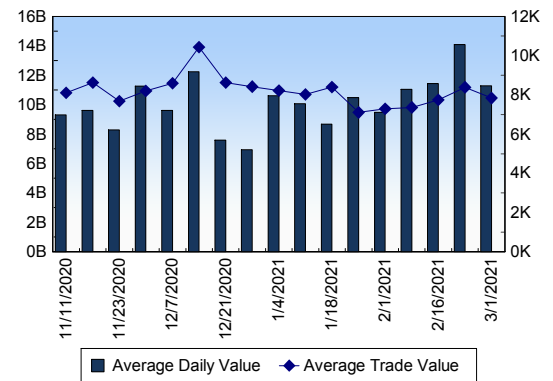
This report is published by TSX Inc. TSX Inc. does not guarantee either the completeness or the accuracy of this information. The information contained in this report is provided for informational purposes only and you agree not to rely upon the information contained in this report for any trading, business or financial purpose. These sheets are printed in Canada and issued by TSX Inc. under the express condition, to which everyone receiving or making use thereof assents, that no liability shall be incurred by TSX Inc. or its affiliated companies or any other vendor or donor, including, without limitation, for reliance on or for any errors or inaccuracies in this report. Neither TMX Group Limited, TSX Inc., nor any of their affiliated companies, guarantees the completeness of the information contained in this document and are not responsible for any errors or omission in or your use of, or reliance on, the information. This publication is under copyright. © 2015 TSX Inc. All rights reserved. Do not copy, distribute, sell or modify this publication without the prior written consent of TSX Inc. www.tmx.com/trading

TSX

Daily Volume	512,605,171
Daily Value	\$10,944,967,961
Daily Trades	1,466,961
Daily Symbols Traded	2,101

TSX ANONYMOUS TRADING

Daily Volume	200,407,868
Daily Value	\$4,531,750,495
Average Trade Size	282
% TSX Volume	39.10 %

TSX Volume**TSX Value (in Canadian Dollars)****Top 20 TSX Symbols by Volume**

Symbol	TSX Volume	TSX Value
SU	16,996,295	\$447,533,999
CNQ	11,751,593	\$440,753,591
BCE	8,217,040	\$456,557,934
FIRE	7,967,824	\$2,195,982
MFC	7,693,388	\$200,928,423
K	7,290,083	\$58,344,153
BTE	7,110,392	\$9,178,268
CVE	6,598,534	\$63,707,803
CSM	6,193,998	\$428,583
AC	6,182,404	\$168,307,542
ENB	5,901,683	\$261,770,542
ABX	5,821,628	\$142,761,696
BBD.B	5,689,144	\$3,402,328
APHA	5,185,272	\$122,331,638
CPG	5,076,721	\$24,809,245
BB	4,708,011	\$61,146,634
DML	4,468,518	\$6,749,039
BTO	4,175,557	\$23,103,708
WCP	4,156,084	\$25,337,691
RCI.B	4,141,605	\$233,654,494

Top 20 TSX Symbols by Value

Symbol	TSX Volume	TSX Value
BCE	8,217,040	\$456,557,934
SU	16,996,295	\$447,533,999
CNQ	11,751,593	\$440,753,591
SHOP	193,938	\$305,301,799
RY	2,618,696	\$288,112,935
CNR	1,868,801	\$263,253,682
ENB	5,901,683	\$261,770,542
TD	3,200,344	\$252,883,458
BNS	3,233,815	\$249,178,379
RCI.B	4,141,605	\$233,654,494
SLF	3,692,235	\$233,605,765
MFC	7,693,388	\$200,928,423
MG	1,598,667	\$178,982,916
AC	6,182,404	\$168,307,542
CM	1,320,359	\$159,909,527
ABX	5,821,628	\$142,761,696
BMO	1,321,196	\$142,184,448
TRP	2,369,510	\$131,571,793
APHA	5,185,272	\$122,331,638
NA	1,274,339	\$104,477,559

ETF Trading

Daily Volume	34,310,654	Average Trade Value	\$9,077
Daily Value	\$778,083,487	Average Trade Size	400
# Trades	85,718	# of ETFs Traded	788

Top 10 ETFs by TSX Volume

Symbol	Market Volume	Market Value
XIU	3,187,628	\$87,724,712
XEG	2,941,566	\$21,874,185
BTCC.B	1,509,903	\$14,599,073
HND	1,444,566	\$12,075,338
HNU	1,357,304	\$10,571,052
ZSP	1,215,034	\$64,892,129
HOD	1,082,819	\$5,145,643
HQD	973,831	\$9,509,786
ZEB	872,084	\$27,954,255
HQU	635,999	\$25,610,383

Top 10 ETFs by TSX Value

Symbol	Market Volume	Market Value
XIU	3,187,628	\$87,724,712
ZSP	1,215,034	\$64,892,129
ZEB	872,084	\$27,954,255
HQU	635,999	\$25,610,383
XSP	528,853	\$21,916,431
XEG	2,941,566	\$21,874,185
XFN	509,338	\$21,302,537
HXT	462,727	\$19,495,568
ZQQ	190,802	\$17,753,208
XIC	570,720	\$16,709,947

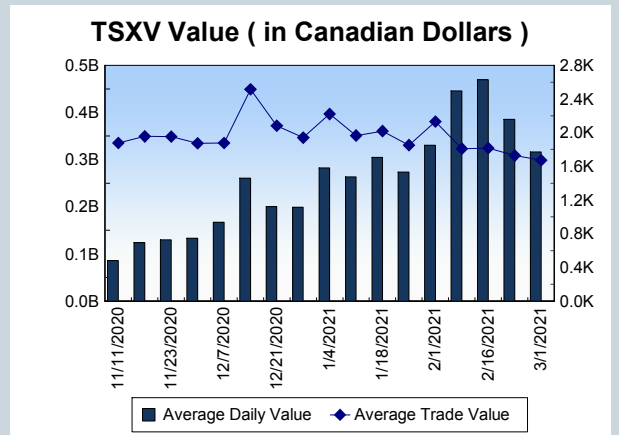
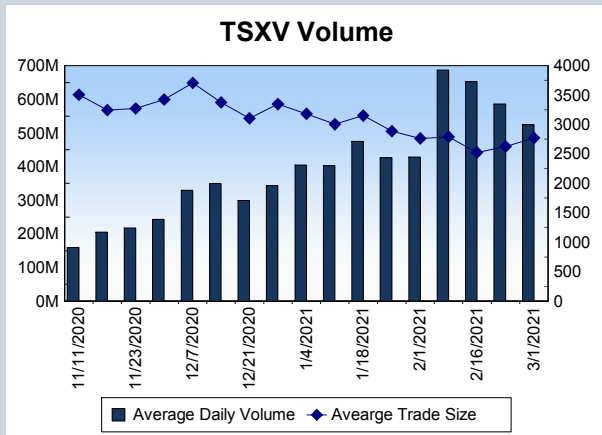
Block Trades	Non Block Trades
1,159	1,465,802

Top 5 Block Trade Brokers by Volume	
Broker	TSX Block Volume
GOLDMAN SACHS CANADA I	22,295,000
BMO NESBITT BURNS INC.	17,292,900
SCOTIA CAPITAL INC.	16,478,100
RBC CAPITAL MARKETS	16,119,800
TD SECURITIES INC.	10,967,100

Top 5 Block Trade Symbols by Volume	
Symbol	TSX Block Volume
SU	10,041,100
CNQ	7,267,500
BCE	5,772,200
MFC	4,216,400
RCI.B	3,042,800

TSXV	
Daily Volume	463,715,931
Daily Value	\$332,970,688
Daily Trades	198,225
Daily Symbols Traded	1,351

TSXV ANONYMOUS TRADING	
Daily Volume	192,053,525
Daily Value	\$149,756,209
Average Trade Size	3,158
% TSXV Volume	41.42%



Top 20 TSXV Symbols by Volume		
Symbol	TSXV Volume	TSXV Value
CSTR	22,339,703	\$6,759,000
LITT	16,114,210	\$1,634,179
YFI	13,220,639	\$2,012,583
DMGI	12,636,166	\$35,690,765
NCI	10,768,376	\$1,379,527
KLY	9,894,624	\$590,614
WATR	7,369,398	\$848,015
EXRO	7,250,583	\$31,058,304
EWS	6,715,772	\$2,961,750
ICO	6,515,524	\$754,753
GRAT	6,115,372	\$10,046,644
BES	6,104,117	\$5,517,566
LUM	5,722,497	\$4,682,629
HIVE	5,199,669	\$29,413,382
STMP	5,161,149	\$214,083
NGEX	4,641,710	\$3,158,406
AQUA	4,596,418	\$960,823
QYOU	4,487,809	\$1,314,406
RMK	4,460,880	\$2,358,520
SAY	3,969,129	\$774,659

Top 20 TSXV Symbols by Value		
Symbol	TSXV Volume	TSXV Value
DMGI	12,636,166	\$35,690,765
EXRO	7,250,583	\$31,058,304
HIVE	5,199,669	\$29,413,382
BITF	2,183,933	\$15,454,174
GRAT	6,115,372	\$10,046,644
FD	205,629	\$7,824,827
CSTR	22,339,703	\$6,759,000
BES	6,104,117	\$5,517,566
RECO	1,567,488	\$4,849,669
TOI	66,662	\$4,742,657
LUM	5,722,497	\$4,682,629
ESE	1,086,334	\$4,319,589
HPQ	3,258,787	\$3,613,780
DOC	1,493,906	\$3,588,060
FLT	1,898,584	\$3,495,501
NGEX	4,641,710	\$3,158,406
EWS	6,715,772	\$2,961,750
HITI	3,442,702	\$2,763,081
NOU	1,412,248	\$2,729,367
SVA	1,941,807	\$2,609,328

Dark TSX/TSXV Trading			
Volume	24,401,820	Daily Trades	91,993
Value	592,119,148	Daily Symbols Traded	1,516