



March 11, 2021

For more information, email [trading\\_sales@tsx.com](mailto:trading_sales@tsx.com)  
 Visit our blog at <http://exchange.tmx.com/>

Indices	March 11 Close	Previous Close	Change	% Change
S&P/TSX Composite Index	18,844.57			%
S&P/TSX 60 Index	1,121.45			%
S&P/TSX Venture Composite	981.34			%
S&P/TSX Completion Index	1,159.16			%
S&P/TSX Smallcap Index	753.08			%

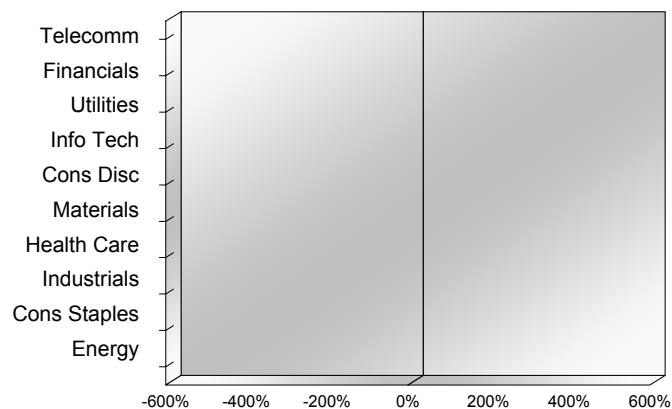
S&P/TSX Composite Index		
Advancers	Decliners	Unchanged
0	0	0

S&P/TSX Composite Index			
Top 10 Index Contributors		Top 10 Index Detractors	
Constituent	Index Contribution	Constituent	Index Contribution

S&P/TSX Composite Index			
Top 10 Advancers		Top 10 Decliners	
Constituent	Return	Constituent	Return
	%		%

S&P/TSX Composite Index				
Sector	# of Index Constituents	Weight	Market Cap (\$B)	Index Contribution
Communication Services	7	%	\$127.30	
Financials	26	%	\$840.03	
Utilities	16	%	\$125.88	
Information Technology	10	%	\$261.33	
Consumer Discretionary	13	%	\$107.52	
Materials	50	%	\$326.54	
Health Care	9	%	\$41.85	
Industrials	29	%	\$326.51	
Consumer Staples	11	%	\$95.32	
Energy	22	%	\$343.25	
<b>S&amp;P/TSX Composite Index</b>	<b>193</b>	<b>%</b>	<b>\$2,595.52</b>	

S&P/TSX Composite Index - Sectors Returns



This report is published by TSX Inc. TSX Inc. does not guarantee either the completeness or the accuracy of this information. The information contained in this report is provided for informational purposes only and you agree not to rely upon the information contained in this report for any trading, business or financial purpose. These sheets are printed in Canada and issued by TSX Inc. under the express condition, to which everyone receiving or making use thereof assents, that no liability shall be incurred by TSX Inc. or its affiliated companies or any other vendor or donor, including, without limitation, for reliance on or for any errors or inaccuracies in this report. Neither TMX Group Limited, TSX Inc., nor any of their affiliated companies, guarantees the completeness of the information contained in this document and are not responsible for any errors or omission in or your use of, or reliance on, the information. This publication is under copyright. © 2015 TSX Inc. All rights reserved. Do not copy, distribute, sell or modify this publication without the prior written consent of TSX Inc. [www.tmx.com/trading](http://www.tmx.com/trading)

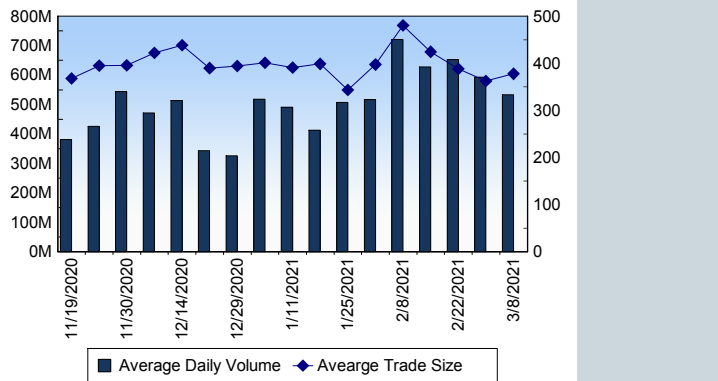
## TSX

Daily Volume	528,939,897
Daily Value	\$10,783,073,253
Daily Trades	1,362,684
Daily Symbols Traded	2,105

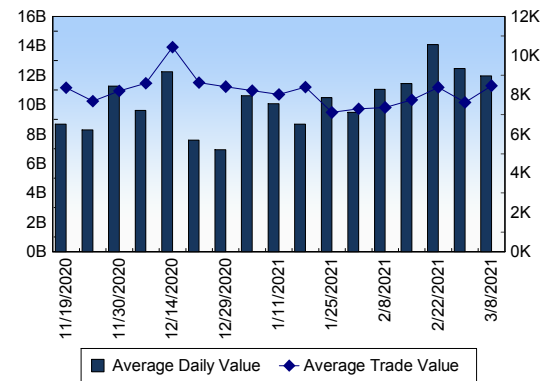
## TSX ANONYMOUS TRADING

Daily Volume	210,184,020
Daily Value	\$4,787,370,272
Average Trade Size	320
% TSX Volume	39.74 %

### TSX Volume



### TSX Value ( in Canadian Dollars )



### Top 20 TSX Symbols by Volume

Symbol	TSX Volume	TSX Value
CSM	14,764,730	\$1,259,828
IVN	12,730,628	\$89,957,501
CNQ	11,944,110	\$481,660,485
OGI	11,347,204	\$53,936,980
AC	9,928,127	\$294,218,920
SU	8,888,826	\$256,848,573
ITE	8,803,195	\$1,693,038
FIRE	7,123,521	\$1,978,771
NCU	6,577,006	\$1,199,657
TCW	6,326,218	\$14,390,652
BCE	6,131,257	\$354,474,200
TD	6,102,687	\$496,265,842
CPG	5,846,408	\$33,565,385
MFC	5,754,078	\$156,354,286
APHA	5,648,142	\$133,755,965
ENB	5,399,772	\$245,998,916
CVE	5,351,225	\$56,950,871
TRP	5,188,232	\$302,750,756
HWX	5,060,797	\$23,322,641
BBD.B	4,834,786	\$3,335,851

### Top 20 TSX Symbols by Value

Symbol	TSX Volume	TSX Value
TD	6,102,687	\$496,265,842
CNQ	11,944,110	\$481,660,485
CM	3,015,119	\$374,400,817
RY	3,174,713	\$369,901,949
BCE	6,131,257	\$354,474,200
SHOP	234,587	\$333,670,709
TRP	5,188,232	\$302,750,756
AC	9,928,127	\$294,218,920
SU	8,888,826	\$256,848,573
BNS	3,186,034	\$252,643,846
ENB	5,399,772	\$245,998,916
CNR	1,256,931	\$181,862,274
MFC	5,754,078	\$156,354,286
BMO	1,396,241	\$153,690,990
APHA	5,648,142	\$133,755,965
ABX	4,741,049	\$120,549,155
T	4,327,842	\$114,778,762
NA	1,208,484	\$104,564,367
RCI.B	1,643,110	\$97,035,531
TOU	3,712,253	\$96,113,858

## ETF Trading

Daily Volume	27,641,020	Average Trade Value	\$8,764
Daily Value	\$583,867,447	Average Trade Size	415
# Trades	66,623	# of ETFs Traded	767

### Top 10 ETFs by TSX Volume

Symbol	Market Volume	Market Value
XEG	2,070,409	\$16,966,730
XIU	1,892,022	\$53,513,736
BTCC.B	1,881,630	\$20,150,706
HND	1,420,717	\$13,283,221
DLR	1,164,672	\$14,755,481
HNU	1,065,007	\$7,395,815
HOD	791,483	\$3,199,215
HQD	616,910	\$5,761,442
XFN	605,928	\$26,297,289
HMMJ	531,994	\$6,817,283

### Top 10 ETFs by TSX Value

Symbol	Market Volume	Market Value
XIU	1,892,022	\$53,513,736
XFN	605,928	\$26,297,289
ZQQ	252,645	\$23,790,934
BTCC.B	1,881,630	\$20,150,706
HQU	427,815	\$17,520,669
XEG	2,070,409	\$16,966,730
ZEB	506,438	\$16,820,299
DLR	1,164,672	\$14,755,481
HND	1,420,717	\$13,283,221
VFV	148,227	\$13,057,088

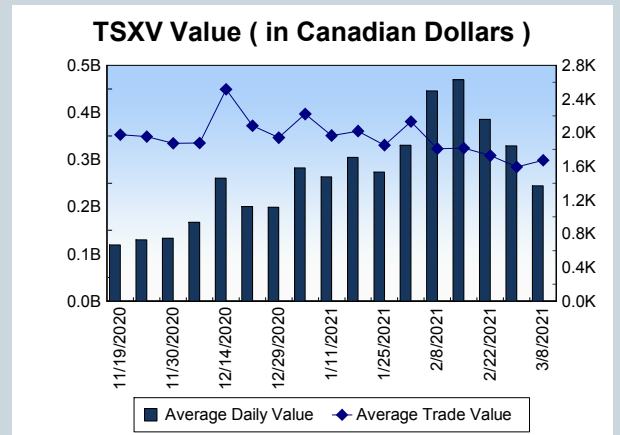
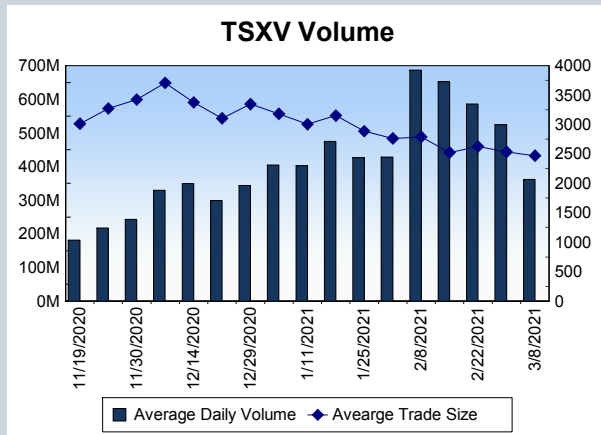
<b>Block Trades</b>	<b>Non Block Trades</b>
1,200	1,361,484

Top 5 Block Trade Brokers by Volume	
Broker	TSX Block Volume
RBC CAPITAL MARKETS	16,429,600
NATIONAL BANK FINANCIAL	15,119,500
GOLDMAN SACHS CANADA I	14,204,400
TD SECURITIES INC.	11,808,800
MORGAN STANLEY CANADA	11,643,400

Top 5 Block Trade Symbols by Volume	
Symbol	TSX Block Volume
CNQ	8,795,000
HWX	4,534,500
TCW	3,845,300
TD	3,589,600
TRP	3,358,400

TSXV	
Daily Volume	402,093,791
Daily Value	\$224,470,883
Daily Trades	138,069
Daily Symbols Traded	1,328

TSXV ANONYMOUS TRADING	
Daily Volume	172,393,990
Daily Value	\$98,645,727
Average Trade Size	4,004
% TSXV Volume	42.87%



Top 20 TSXV Symbols by Volume		
Symbol	TSXV Volume	TSXV Value
CSTR	49,974,630	\$15,851,933
IMIN	12,787,080	\$5,259,877
RLV	10,595,688	\$367,416
ADE	9,565,910	\$256,907
DHR	9,185,755	\$630,870
LITT	8,598,898	\$729,824
SUGR	8,264,208	\$457,847
DAC	5,315,946	\$548,193
MTU	5,086,800	\$414,298
HITI	4,951,350	\$3,704,855
Z	4,422,560	\$109,718
KLY	4,138,024	\$187,915
ELXR	4,031,420	\$80,178
VPT	3,977,754	\$2,082,698
KHRN	3,751,189	\$2,550,677
GTEC	3,738,894	\$3,336,125
KLY.WT.B	3,558,946	\$53,944
MWX	3,441,365	\$103,241
HIVE	3,062,684	\$15,486,634
HAWK	3,047,750	\$76,194

Top 20 TSXV Symbols by Value		
Symbol	TSXV Volume	TSXV Value
CSTR	49,974,630	\$15,851,933
BNXA	2,666,209	\$15,622,529
HIVE	3,062,684	\$15,486,634
BITF	2,025,793	\$12,738,514
DMGI	2,574,681	\$6,487,084
GTT	1,998,319	\$6,394,699
IMIN	12,787,080	\$5,259,877
FD	156,032	\$4,659,138
HITI	4,951,350	\$3,704,855
GTEC	3,738,894	\$3,336,125
SDE	728,071	\$2,984,587
GBR	178,580	\$2,697,018
TOI	38,461	\$2,696,278
KHRN	3,751,189	\$2,550,677
NOU	1,245,233	\$2,477,932
CWRK	775,219	\$2,453,318
DOC	1,010,262	\$2,273,216
GRAT	1,367,693	\$2,201,472
PBX	1,623,152	\$2,181,434
VPT	3,977,754	\$2,082,698

Dark TSX/TSXV Trading			
Volume	26,760,620	Daily Trades	88,273
Value	576,672,254	Daily Symbols Traded	1,554