



March 12, 2021

For more information, email trading_sales@tsx.com
 Visit our blog at <http://exchange.tmx.com/>

Indices	March 12 Close	Previous Close	Change	% Change
S&P/TSX Composite Index	18,851.32			%
S&P/TSX 60 Index	1,121.71			%
S&P/TSX Venture Composite	982.23			%
S&P/TSX Completion Index	1,160.13			%
S&P/TSX Smallcap Index	756.34			%

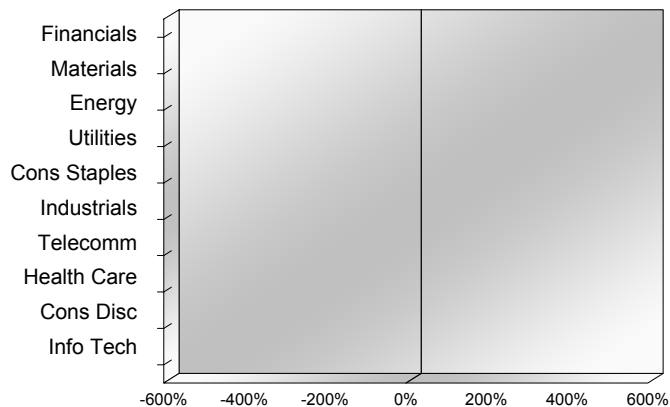
S&P/TSX Composite Index		
Advancers	Decliners	Unchanged
0	0	0

S&P/TSX Composite Index			
Top 10 Index Contributors		Top 10 Index Detractors	
Constituent	Index Contribution	Constituent	Index Contribution

S&P/TSX Composite Index			
Top 10 Advancers		Top 10 Decliners	
Constituent	Return	Constituent	Return
	%		%

S&P/TSX Composite Index				
Sector	# of Index Constituents	Weight	Market Cap (\$B)	Index Contribution
Financials	26	%	\$842.37	
Materials	50	%	\$326.66	
Energy	22	%	\$343.67	
Utilities	16	%	\$126.33	
Consumer Staples	11	%	\$95.50	
Industrials	29	%	\$325.54	
Communication Services	7	%	\$126.73	
Health Care	9	%	\$41.37	
Consumer Discretionary	13	%	\$107.35	
Information Technology	10	%	\$260.70	
S&P/TSX Composite Index	193	%	\$2,596.23	

S&P/TSX Composite Index - Sectors Returns



This report is published by TSX Inc. TSX Inc. does not guarantee either the completeness or the accuracy of this information. The information contained in this report is provided for informational purposes only and you agree not to rely upon the information contained in this report for any trading, business or financial purpose. These sheets are printed in Canada and issued by TSX Inc. under the express condition, to which everyone receiving or making use thereof assents, that no liability shall be incurred by TSX Inc. or its affiliated companies or any other vendor or donor, including, without limitation, for reliance on or for any errors or inaccuracies in this report. Neither TMX Group Limited, TSX Inc., nor any of their affiliated companies, guarantees the completeness of the information contained in this document and are not responsible for any errors or omission in or your use of, or reliance on, the information. This publication is under copyright. © 2015 TSX Inc. All rights reserved. Do not copy, distribute, sell or modify this publication without the prior written consent of TSX Inc. www.tmx.com/trading

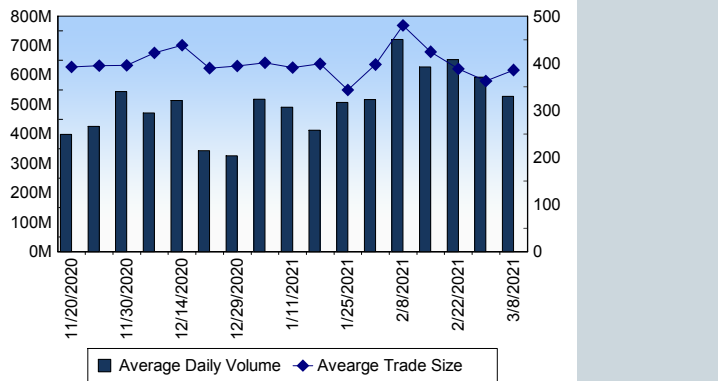
TSX

Daily Volume	508,675,329
Daily Value	\$10,704,431,013
Daily Trades	1,200,825
Daily Symbols Traded	2,107

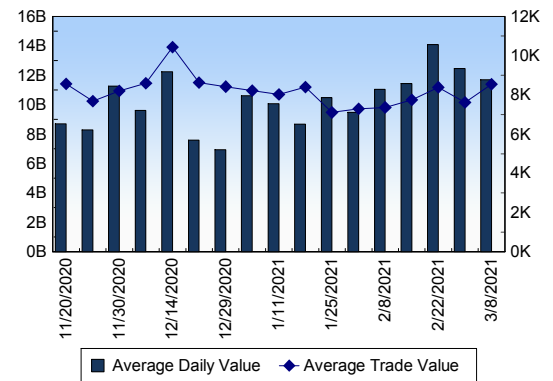
TSX ANONYMOUS TRADING

Daily Volume	207,918,196
Daily Value	\$4,744,505,240
Average Trade Size	358
% TSX Volume	40.87 %

TSX Volume



TSX Value (in Canadian Dollars)



Top 20 TSX Symbols by Volume

Symbol	TSX Volume	TSX Value
CNQ	24,311,877	\$977,293,948
CSM	18,405,592	\$2,237,400
BCE	15,451,370	\$873,040,087
SU	12,673,113	\$371,175,759
XBC	9,461,341	\$50,818,568
OGI	9,306,651	\$48,418,133
ITE	8,972,171	\$1,659,202
BBD.B	8,876,896	\$6,155,280
MFC	8,153,836	\$221,846,703
BB	6,976,087	\$98,298,173
CPG	6,348,722	\$36,265,622
APHA	6,204,959	\$153,390,293
CVE	5,841,128	\$61,452,010
FIRE	5,746,916	\$1,574,949
GXE	5,676,201	\$2,835,698
LABS	5,376,279	\$2,587,746
DCM	5,375,111	\$3,231,205
AC	5,266,057	\$155,397,237
TRP	5,001,786	\$291,227,548
TD	4,992,709	\$407,261,454

Top 20 TSX Symbols by Value

Symbol	TSX Volume	TSX Value
CNQ	24,311,877	\$977,293,948
BCE	15,451,370	\$873,040,087
TD	4,992,709	\$407,261,454
SU	12,673,113	\$371,175,759
RY	2,696,000	\$313,206,949
BNS	3,819,581	\$302,952,083
TRP	5,001,786	\$291,227,548
CM	1,819,521	\$226,304,271
MFC	8,153,836	\$221,846,703
SHOP	149,901	\$211,002,074
CNR	1,222,195	\$176,064,811
NA	1,916,707	\$166,847,668
AC	5,266,057	\$155,397,237
APHA	6,204,959	\$153,390,293
BMO	1,258,792	\$138,504,839
SLF	2,133,060	\$137,528,586
ENB	2,975,166	\$135,196,496
T	4,306,452	\$114,461,718
CP	236,894	\$110,101,427
BB	6,976,087	\$98,298,173

ETF Trading

Daily Volume	29,636,977	Average Trade Value	\$8,992
Daily Value	\$613,591,917	Average Trade Size	434
# Trades	68,236	# of ETFs Traded	780

Top 10 ETFs by TSX Volume

Symbol	Market Volume	Market Value
XIU	2,189,268	\$61,748,397
XEG	1,905,934	\$15,595,199
HNU	1,859,061	\$12,346,474
BTCC.B	1,824,787	\$19,414,209
HND	1,732,517	\$16,780,985
DLR	969,813	\$12,217,501
HQD	853,869	\$8,179,319
HOD	634,737	\$2,556,686
XFN	606,502	\$26,301,615
HMMJ	548,145	\$7,168,218

Top 10 ETFs by TSX Value

Symbol	Market Volume	Market Value
XIU	2,189,268	\$61,748,397
ZQQ	394,978	\$36,733,349
XFN	606,502	\$26,301,615
HQU	522,111	\$20,897,121
BTCC.B	1,824,787	\$19,414,209
HND	1,732,517	\$16,780,985
ZEB	488,375	\$16,234,142
XEG	1,905,934	\$15,595,199
XIC	499,967	\$15,005,594
HXT	330,579	\$14,289,216

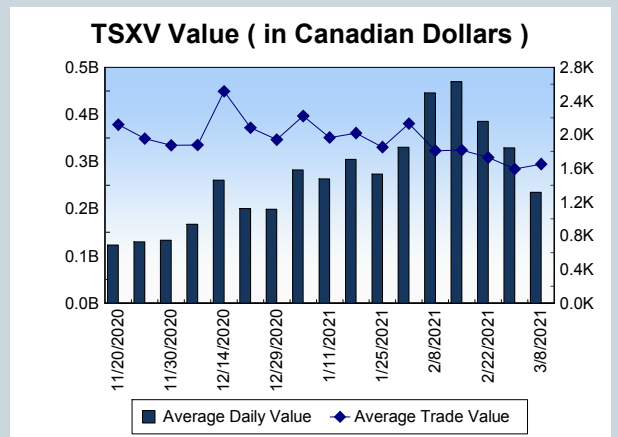
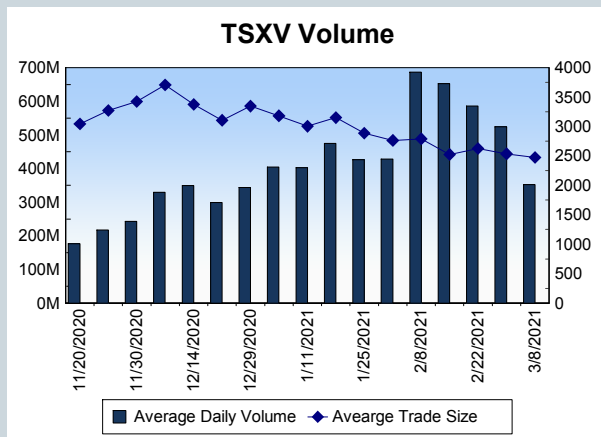
Block Trades	Non Block Trades
1,281	1,199,544

Top 5 Block Trade Brokers by Volume	
Broker	TSX Block Volume
BMO NESBITT BURNS INC.	31,329,500
GOLDMAN SACHS CANADA I	25,973,000
NATIONAL BANK FINANCIAL	20,102,600
RBC CAPITAL MARKETS	17,508,800
MORGAN STANLEY CANADA	15,610,900

Top 5 Block Trade Symbols by Volume	
Symbol	TSX Block Volume
CNQ	21,816,800
BCE	12,552,100
SU	6,605,100
MFC	5,442,600
GXE	4,994,000

TSXV	
Daily Volume	315,354,408
Daily Value	\$196,006,913
Daily Trades	126,597
Daily Symbols Traded	1,321

TSXV ANONYMOUS TRADING	
Daily Volume	129,372,833
Daily Value	\$85,944,566
Average Trade Size	3,188
% TSXV Volume	41.02%



Top 20 TSXV Symbols by Volume		
Symbol	TSXV Volume	TSXV Value
CSTR	24,102,041	\$8,187,680
IMIN	11,689,908	\$7,566,790
DAC	7,413,509	\$897,522
KLY	7,227,905	\$356,401
DGHI	5,525,454	\$12,858,864
QYOU	4,909,890	\$1,563,823
VXL	4,722,000	\$716,266
PEI	4,542,311	\$246,715
SUGR	4,164,807	\$230,513
HITI	3,621,042	\$2,789,747
NRTH	3,294,974	\$711,061
HIVE	3,098,694	\$14,981,710
AFM	3,081,733	\$1,930,577
SIC	3,013,152	\$786,674
DM	2,932,050	\$657,332
CMX	2,632,488	\$977,236
ADE	2,500,707	\$63,698
HVT	2,404,004	\$367,214
VPT	2,381,525	\$1,316,518
BMK	2,361,560	\$148,836

Top 20 TSXV Symbols by Value		
Symbol	TSXV Volume	TSXV Value
HIVE	3,098,694	\$14,981,710
DGHI	5,525,454	\$12,858,864
BITF	1,346,385	\$8,371,695
CSTR	24,102,041	\$8,187,680
IMIN	11,689,908	\$7,566,790
BNXA	1,294,817	\$6,857,891
DMGI	1,853,330	\$4,611,439
FD	133,245	\$4,128,868
BCM	1,934,378	\$3,970,794
CWRK	954,440	\$3,260,970
HITI	3,621,042	\$2,789,747
DOC	1,121,563	\$2,476,524
PBX	1,701,421	\$2,422,687
TOI	31,504	\$2,200,496
AFM	3,081,733	\$1,930,577
GTT	598,719	\$1,916,721
NOU	961,377	\$1,893,891
LI	613,172	\$1,790,395
QYOU	4,909,890	\$1,563,823
KHRN	2,031,333	\$1,423,335

Dark TSX/TSXV Trading			
Volume	19,918,240	Daily Trades	78,590
Value	444,289,107	Daily Symbols Traded	1,502