



March 15, 2021

For more information, email trading_sales@tsx.com
 Visit our blog at <http://exchange.tmx.com/>

Indices	March 15 Close	Previous Close	Change	% Change
S&P/TSX Composite Index	18,954.75			%
S&P/TSX 60 Index	1,128.08			%
S&P/TSX Venture Composite	996.33			%
S&P/TSX Completion Index	1,165.66			%
S&P/TSX Smallcap Index	760.10			%

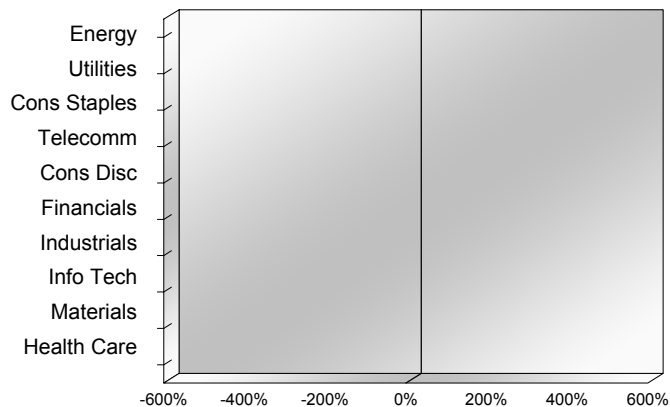
S&P/TSX Composite Index		
Advancers	Decliners	Unchanged
0	0	0

S&P/TSX Composite Index			
Top 10 Index Contributors		Top 10 Index Detractors	
Constituent	Index Contribution	Constituent	Index Contribution

S&P/TSX Composite Index			
Top 10 Advancers		Top 10 Decliners	
Constituent	Return	Constituent	Return
	%		%

S&P/TSX Composite Index				
Sector	# of Index Constituents	Weight	Market Cap (\$B)	Index Contribution
Energy	22	%	\$344.36	
Utilities	16	%	\$127.06	
Consumer Staples	11	%	\$95.59	
Communication Services	7	%	\$131.23	
Consumer Discretionary	13	%	\$108.16	
Financials	26	%	\$839.83	
Industrials	29	%	\$326.47	
Information Technology	10	%	\$264.28	
Materials	50	%	\$330.54	
Health Care	9	%	\$42.96	
S&P/TSX Composite Index	193	%	\$2,610.49	

S&P/TSX Composite Index - Sectors Returns



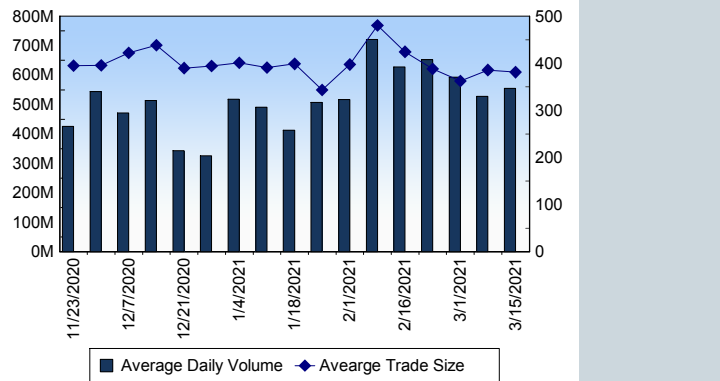
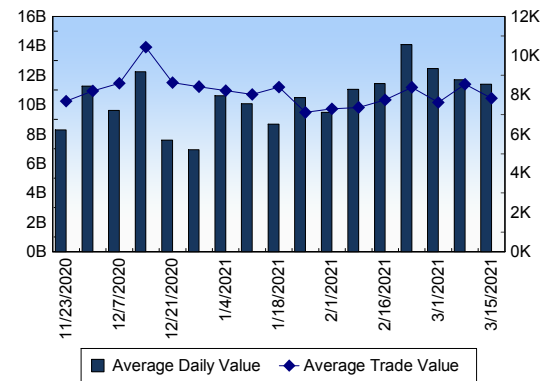
This report is published by TSX Inc. TSX Inc. does not guarantee either the completeness or the accuracy of this information. The information contained in this report is provided for informational purposes only and you agree not to rely upon the information contained in this report for any trading, business or financial purpose. These sheets are printed in Canada and issued by TSX Inc. under the express condition, to which everyone receiving or making use thereof assents, that no liability shall be incurred by TSX Inc. or its affiliated companies or any other vendor or donor, including, without limitation, for reliance on or for any errors or inaccuracies in this report. Neither TMX Group Limited, TSX Inc., nor any of their affiliated companies, guarantees the completeness of the information contained in this document and are not responsible for any errors or omission in or your use of, or reliance on, the information. This publication is under copyright. © 2015 TSX Inc. All rights reserved. Do not copy, distribute, sell or modify this publication without the prior written consent of TSX Inc. www.tmx.com/trading

TSX

Daily Volume	554,720,860
Daily Value	\$11,387,640,350
Daily Trades	1,455,291
Daily Symbols Traded	2,122

TSX ANONYMOUS TRADING

Daily Volume	225,366,151
Daily Value	\$4,979,993,315
Average Trade Size	317
% TSX Volume	40.63 %

TSX Volume**TSX Value (in Canadian Dollars)****Top 20 TSX Symbols by Volume**

Symbol	TSX Volume	TSX Value
BNAU	22,050,783	\$57,013,930
SJR.B	20,010,309	\$667,168,639
SU	12,543,124	\$364,829,935
CNQ	10,912,035	\$440,595,747
BCE	10,589,758	\$592,912,495
OGI	8,789,382	\$48,427,045
AC	8,130,070	\$246,856,122
BBD.B	7,798,559	\$5,596,977
FIRE	7,314,010	\$2,061,186
TBP	7,176,519	\$1,479,199
MFC	6,953,771	\$186,867,328
APHA	6,732,967	\$181,329,270
BB	6,543,145	\$97,664,367
CSM	6,097,922	\$726,377
BTE	5,746,795	\$8,278,090
XBC	5,549,271	\$27,750,440
T	5,370,581	\$142,080,611
ITE	5,312,710	\$990,787
TRP	5,075,768	\$298,393,307
ENB	5,018,654	\$228,694,727

Top 20 TSX Symbols by Value

Symbol	TSX Volume	TSX Value
SJR.B	20,010,309	\$667,168,639
BCE	10,589,758	\$592,912,495
CNQ	10,912,035	\$440,595,747
SU	12,543,124	\$364,829,935
TD	3,880,716	\$317,624,277
BNS	3,900,642	\$307,345,766
RCI.B	4,933,620	\$306,393,358
TRP	5,075,768	\$298,393,307
RY	2,507,197	\$290,559,856
AC	8,130,070	\$246,856,122
CM	1,873,292	\$232,012,685
ENB	5,018,654	\$228,694,727
BMO	1,756,444	\$192,534,650
MFC	6,953,771	\$186,867,328
APHA	6,732,967	\$181,329,270
CNR	1,161,251	\$168,219,001
SHOP	115,129	\$164,357,868
T	5,370,581	\$142,080,611
SLF	2,185,873	\$140,234,459
CP	251,865	\$116,494,176

ETF Trading

Daily Volume	30,625,796	Average Trade Value	\$8,521
Daily Value	\$593,247,458	Average Trade Size	440
# Trades	69,619	# of ETFs Traded	779

Top 10 ETFs by TSX Volume

Symbol	Market Volume	Market Value
XIU	2,998,032	\$84,978,952
XEG	2,804,557	\$22,689,466
HNU	1,928,562	\$11,799,192
BTCC.B	1,859,080	\$19,715,396
HND	1,256,505	\$13,216,210
BTCC.U	922,151	\$9,962,765
DLR	816,935	\$10,285,330
FCGB	733,278	\$18,046,473
HSD	684,100	\$6,690,825
HQD	649,164	\$6,124,621

Top 10 ETFs by TSX Value

Symbol	Market Volume	Market Value
XIU	2,998,032	\$84,978,952
XEG	2,804,557	\$22,689,466
BTCC.B	1,859,080	\$19,715,396
FCGB	733,278	\$18,046,473
XFN	388,651	\$16,813,098
ZQQ	156,463	\$14,678,061
ZEB	419,174	\$13,901,773
HND	1,256,505	\$13,216,210
HQU	324,226	\$13,198,047
XSP	286,413	\$12,183,135

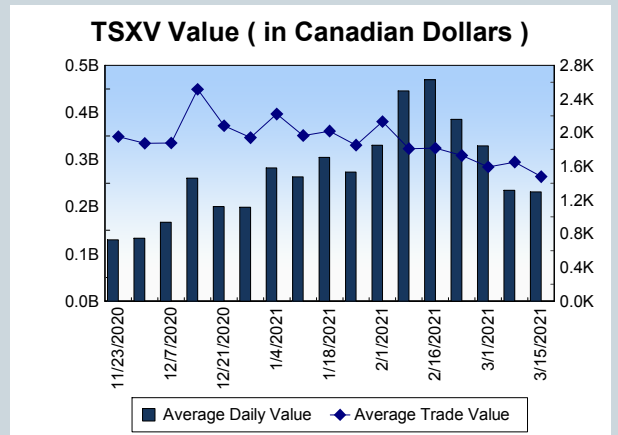
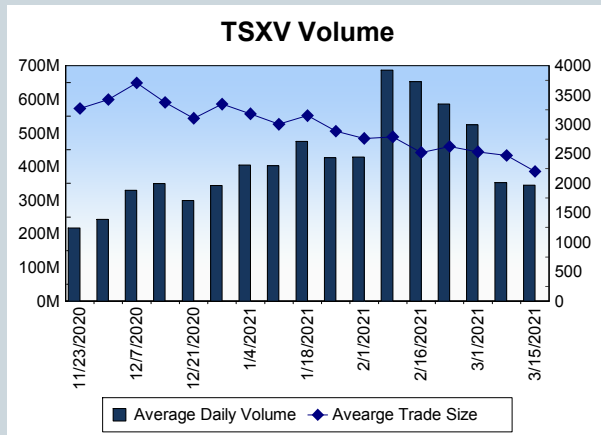
Block Trades	Non Block Trades
1,461	1,453,830

Top 5 Block Trade Brokers by Volume	
Broker	TSX Block Volume
NATIONAL BANK FINANCIAL	29,989,000
TD SECURITIES INC.	25,270,600
BMO NESBITT BURNS INC.	19,205,200
GOLDMAN SACHS CANADA I	9,570,500
CIBC WORLD MARKETS INC.	9,312,350

Top 5 Block Trade Symbols by Volume	
Symbol	TSX Block Volume
BNAU	15,431,500
CNQ	8,004,600
BCE	7,146,200
SJR.B	6,367,700
SU	6,182,100

TSXV	
Daily Volume	344,683,534
Daily Value	\$231,252,063
Daily Trades	156,519
Daily Symbols Traded	1,364

TSXV ANONYMOUS TRADING	
Daily Volume	134,140,032
Daily Value	\$100,078,192
Average Trade Size	2,694
% TSXV Volume	38.92%



Top 20 TSXV Symbols by Volume		
Symbol	TSXV Volume	TSXV Value
CSTR	14,957,327	\$5,150,767
NUMI	8,389,785	\$10,070,895
STMP	5,386,301	\$363,893
SAY	5,318,643	\$1,063,003
QYOU	4,535,263	\$1,557,372
ABRA	4,170,946	\$2,362,943
MOS	3,814,108	\$302,541
KLY	3,612,848	\$181,029
LBL	3,474,497	\$245,956
CMX	3,384,009	\$1,352,356
YFI	3,373,255	\$518,665
HITI	3,353,744	\$2,711,020
LITT	3,335,897	\$252,749
EWS	3,276,719	\$1,392,209
HVT	3,117,957	\$430,493
HIVE	2,902,859	\$14,242,510
IMIN	2,842,479	\$1,332,235
TNO.H	2,656,630	\$170,293
NAM	2,648,954	\$450,114
DM	2,614,377	\$582,181

Top 20 TSXV Symbols by Value		
Symbol	TSXV Volume	TSXV Value
HIVE	2,902,859	\$14,242,510
BITF	1,839,938	\$12,111,383
NUMI	8,389,785	\$10,070,895
GLDX	1,889,130	\$6,981,462
BNXA	1,086,652	\$6,399,899
CSTR	14,957,327	\$5,150,767
DMGI	1,592,201	\$3,972,703
SDE	891,450	\$3,636,042
DSV	1,687,738	\$3,607,723
STC	888,833	\$3,332,656
FD	106,730	\$3,217,520
NOU	1,555,030	\$3,145,392
DGHI	1,180,161	\$3,078,232
CWRK	788,686	\$2,770,958
HITI	3,353,744	\$2,711,020
SVA	1,746,792	\$2,601,811
PBX	1,727,839	\$2,431,899
TOI	34,019	\$2,384,838
ABRA	4,170,946	\$2,362,943
GBR	145,480	\$2,359,461

Dark TSX/TSXV Trading			
Volume	26,904,610	Daily Trades	93,006
Value	615,507,412	Daily Symbols Traded	1,590