



March 18, 2021

For more information, email trading_sales@tsx.com
 Visit our blog at <http://exchange.tmx.com/>

Indices	March 18 Close	Previous Close	Change	% Change
S&P/TSX Composite Index	18,836.47			%
S&P/TSX 60 Index	1,124.56			%
S&P/TSX Venture Composite	980.00			%
S&P/TSX Completion Index	1,144.85			%
S&P/TSX Smallcap Index	739.86			%

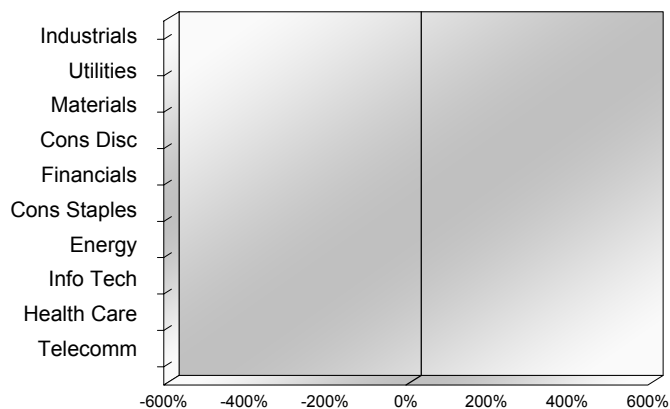
S&P/TSX Composite Index		
Advancers	Decliners	Unchanged
0	0	0

S&P/TSX Composite Index			
Top 10 Index Contributors		Top 10 Index Detractors	
Constituent	Index Contribution	Constituent	Index Contribution

S&P/TSX Composite Index			
Top 10 Advancers		Top 10 Decliners	
Constituent	Return	Constituent	Return
	%		%

S&P/TSX Composite Index				
Sector	# of Index Constituents	Weight	Market Cap (\$B)	Index Contribution
Industrials	29	%	\$329.81	
Utilities	16	%	\$125.36	
Materials	50	%	\$327.19	
Consumer Discretionary	13	%	\$107.20	
Financials	26	%	\$850.97	
Consumer Staples	11	%	\$94.86	
Energy	22	%	\$328.91	
Information Technology	10	%	\$257.38	
Health Care	9	%	\$40.31	
Communication Services	7	%	\$132.53	
S&P/TSX Composite Index	193	%	\$2,594.53	

S&P/TSX Composite Index - Sectors Returns



This report is published by TSX Inc. TSX Inc. does not guarantee either the completeness or the accuracy of this information. The information contained in this report is provided for informational purposes only and you agree not to rely upon the information contained in this report for any trading, business or financial purpose. These sheets are printed in Canada and issued by TSX Inc. under the express condition, to which everyone receiving or making use thereof assents, that no liability shall be incurred by TSX Inc. or its affiliated companies or any other vendor or donor, including, without limitation, for reliance on or for any errors or inaccuracies in this report. Neither TMX Group Limited, TSX Inc., nor any of their affiliated companies, guarantees the completeness of the information contained in this document and are not responsible for any errors or omission in or your use of, or reliance on, the information. This publication is under copyright. © 2015 TSX Inc. All rights reserved. Do not copy, distribute, sell or modify this publication without the prior written consent of TSX Inc. www.tmx.com/trading

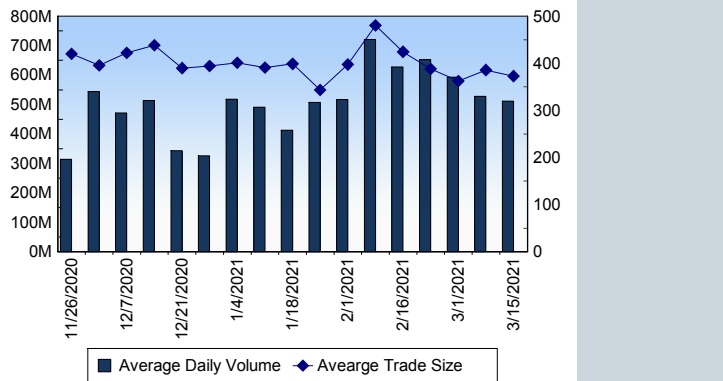
TSX

Daily Volume	513,456,522
Daily Value	\$11,869,015,548
Daily Trades	1,428,100
Daily Symbols Traded	2,081

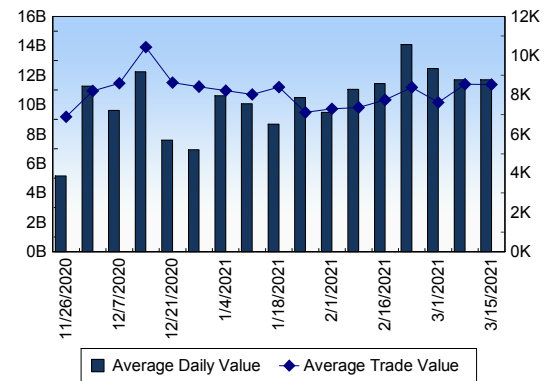
TSX ANONYMOUS TRADING

Daily Volume	204,737,593
Daily Value	\$4,929,871,390
Average Trade Size	290
% TSX Volume	39.87 %

TSX Volume



TSX Value (in Canadian Dollars)



Top 20 TSX Symbols by Volume

Symbol	TSX Volume	TSX Value
BBD.B	14,445,670	\$10,776,607
CNQ	12,619,262	\$469,941,389
TD	10,505,824	\$872,977,356
CVE	9,166,381	\$91,527,906
SU	8,974,029	\$249,989,359
BCE	8,957,562	\$509,031,869
BNAU	7,624,417	\$19,840,445
TRP	7,228,774	\$412,614,257
WCP	7,039,343	\$39,038,181
CPG	6,861,884	\$36,625,709
ZENA	6,684,762	\$996,025
ATH	6,659,673	\$3,489,265
BTE	5,681,910	\$7,770,058
AQN	5,589,406	\$108,880,649
MFC	5,541,474	\$152,284,868
APHA	5,237,531	\$131,871,172
ATD.B	4,818,835	\$193,256,846
SJR.B	4,503,730	\$155,633,331
OGI	4,478,890	\$22,631,933
ENB	4,320,904	\$194,788,048

Top 20 TSX Symbols by Value

Symbol	TSX Volume	TSX Value
TD	10,505,824	\$872,977,356
BCE	8,957,562	\$509,031,869
CNQ	12,619,262	\$469,941,389
TRP	7,228,774	\$412,614,257
BNS	4,269,198	\$339,036,312
RY	2,648,654	\$310,143,090
CM	2,171,108	\$274,912,838
SU	8,974,029	\$249,989,359
BMO	2,212,324	\$247,883,730
NTR	3,378,295	\$244,195,708
SHOP	158,787	\$223,201,829
ENB	4,320,904	\$194,788,048
ATD.B	4,818,835	\$193,256,846
NA	2,136,777	\$189,597,232
RCI.B	3,051,505	\$186,940,276
SJR.B	4,503,730	\$155,633,331
MFC	5,541,474	\$152,284,868
CNR	1,015,917	\$150,152,267
POW	4,143,813	\$139,022,882
CP	282,922	\$135,589,879

ETF Trading

Daily Volume	33,808,795	Average Trade Value	\$8,515
Daily Value	\$707,474,753	Average Trade Size	407
# Trades	83,087	# of ETFs Traded	774

Top 10 ETFs by TSX Volume

Symbol	Market Volume	Market Value
HND	2,483,114	\$26,795,383
HOD	2,115,788	\$9,805,680
XIU	2,081,466	\$59,210,599
BTCC.B	2,004,137	\$21,930,449
XEG	1,983,731	\$15,338,218
HNU	1,637,404	\$9,590,311
HQD	1,115,740	\$10,553,438
HED	842,614	\$2,501,495
HOU	801,154	\$20,909,774
ZEB	759,604	\$25,622,785

Top 10 ETFs by TSX Value

Symbol	Market Volume	Market Value
XIU	2,081,466	\$59,210,599
ZQQ	478,232	\$44,817,591
HQU	731,326	\$29,536,132
HND	2,483,114	\$26,795,383
ZEB	759,604	\$25,622,785
BTCC.B	2,004,137	\$21,930,449
HOU	801,154	\$20,909,774
XQQ	206,067	\$20,881,167
XUT	647,551	\$18,752,073
HXT	382,765	\$16,685,403

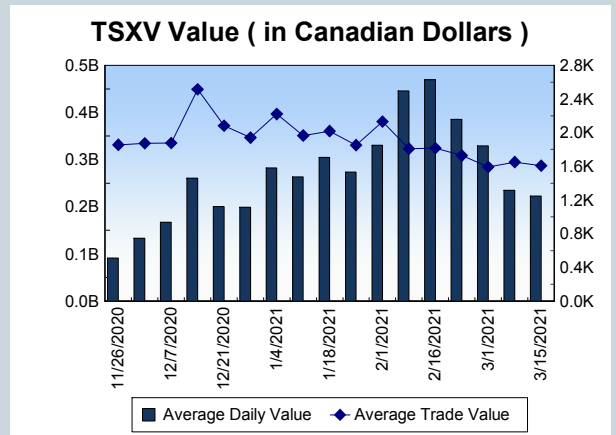
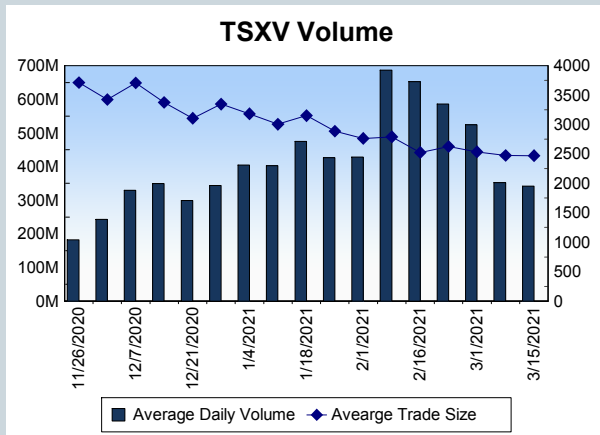
Block Trades	Non Block Trades
1,100	1,427,000

Top 5 Block Trade Brokers by Volume	
Broker	TSX Block Volume
GOLDMAN SACHS CANADA I	44,020,000
SCOTIA CAPITAL INC.	40,726,400
NATIONAL BANK FINANCIAL	17,863,900
BMO NESBITT BURNS INC.	15,932,550
TD SECURITIES INC.	14,944,100

Top 5 Block Trade Symbols by Volume	
Symbol	TSX Block Volume
CNQ	9,606,900
TD	6,854,100
BCE	6,717,200
BBD.B	5,695,000
TRP	5,501,400

TSXV	
Daily Volume	314,055,832
Daily Value	\$219,793,523
Daily Trades	132,655
Daily Symbols Traded	1,313

TSXV ANONYMOUS TRADING	
Daily Volume	121,060,185
Daily Value	\$98,107,329
Average Trade Size	2,730
% TSXV Volume	38.55%



Top 20 TSXV Symbols by Volume		
Symbol	TSXV Volume	TSXV Value
CSTR	11,864,227	\$3,846,644
LITT	11,684,756	\$1,125,103
SRI	7,125,857	\$930,204
KLY	6,627,531	\$334,199
SUGR	5,677,209	\$312,367
THRM	5,568,643	\$2,392,484
NDA	5,530,569	\$3,418,910
QMX	4,934,901	\$1,453,238
STMP	4,113,129	\$310,882
HIVE	4,100,896	\$19,438,111
CVX	3,638,511	\$2,333,741
LPS	3,036,016	\$1,996,765
COR	2,794,000	\$508,630
TK	2,699,989	\$743,574
DAC	2,691,073	\$343,011
IMIN	2,360,584	\$1,169,848
DMGI	2,226,158	\$5,692,516
HITI	2,107,825	\$1,638,347
BITF	2,092,431	\$14,163,476
ART	1,892,373	\$547,167

Top 20 TSXV Symbols by Value		
Symbol	TSXV Volume	TSXV Value
HIVE	4,100,896	\$19,438,111
BITF	2,092,431	\$14,163,476
TOI	129,009	\$9,033,951
BNXA	917,862	\$7,200,547
FD	236,938	\$6,607,088
DMGI	2,226,158	\$5,692,516
CSTR	11,864,227	\$3,846,644
DOC	1,791,021	\$3,650,851
NDA	5,530,569	\$3,418,910
CWRK	807,392	\$3,289,733
EXRO	924,289	\$3,203,720
VERY	568,311	\$3,048,051
NFG	570,502	\$2,762,084
DSV	1,264,939	\$2,743,176
THRM	5,568,643	\$2,392,484
CVX	3,638,511	\$2,333,741
DGHI	786,450	\$2,274,563
SYZ	147,916	\$2,250,420
LPS	3,036,016	\$1,996,765
SVA	1,220,003	\$1,948,943

Dark TSX/TSXV Trading			
Volume	25,909,180	Daily Trades	97,559
Value	647,634,848	Daily Symbols Traded	1,540