



March 19, 2021

For more information, email trading_sales@tsx.com
 Visit our blog at <http://exchange.tmx.com/>

Indices	March 19 Close	Previous Close	Change	% Change
S&P/TSX Composite Index	18,854.00			%
S&P/TSX 60 Index	1,124.15			%
S&P/TSX Venture Composite	995.80			%
S&P/TSX Completion Index	1,151.51			%
S&P/TSX Smallcap Index	746.67			%

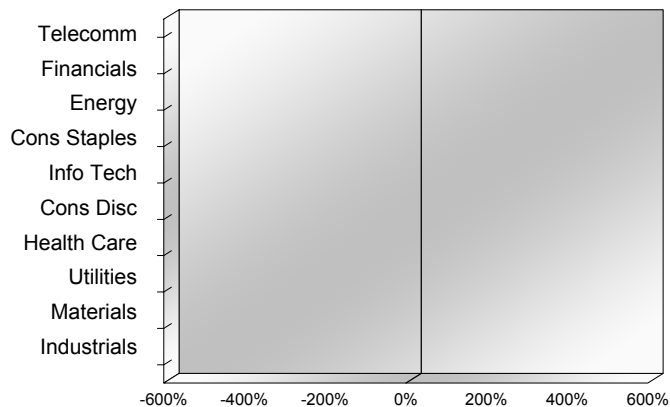
S&P/TSX Composite Index		
Advancers	Decliners	Unchanged
0	0	0

S&P/TSX Composite Index			
Top 10 Index Contributors		Top 10 Index Detractors	
Constituent	Index Contribution	Constituent	Index Contribution

S&P/TSX Composite Index			
Top 10 Advancers		Top 10 Decliners	
Constituent	Return	Constituent	Return
	%		%

S&P/TSX Composite Index				
Sector	# of Index Constituents	Weight	Market Cap (\$B)	Index Contribution
Communication Services	7	%	\$131.64	
Financials	26	%	\$848.83	
Energy	22	%	\$332.92	
Consumer Staples	11	%	\$94.48	
Information Technology	10	%	\$258.40	
Consumer Discretionary	13	%	\$108.74	
Health Care	9	%	\$41.01	
Utilities	16	%	\$126.09	
Materials	50	%	\$326.91	
Industrials	29	%	\$327.88	
S&P/TSX Composite Index	193	%	\$2,596.89	

S&P/TSX Composite Index - Sectors Returns



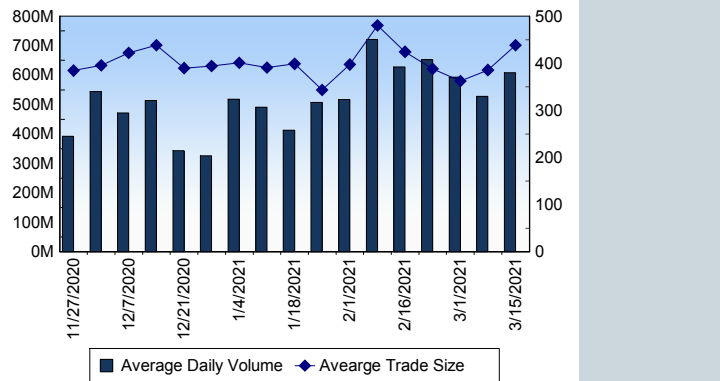
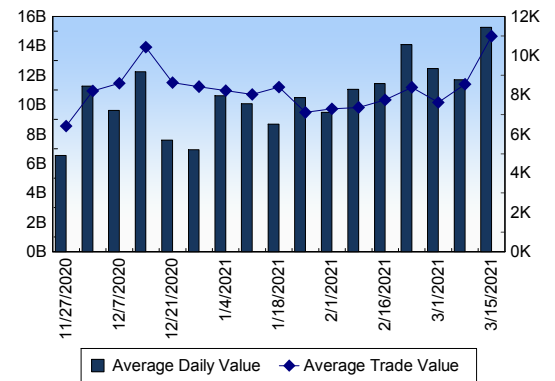
This report is published by TSX Inc. TSX Inc. does not guarantee either the completeness or the accuracy of this information. The information contained in this report is provided for informational purposes only and you agree not to rely upon the information contained in this report for any trading, business or financial purpose. These sheets are printed in Canada and issued by TSX Inc. under the express condition, to which everyone receiving or making use thereof assents, that no liability shall be incurred by TSX Inc. or its affiliated companies or any other vendor or donor, including, without limitation, for reliance on or for any errors or inaccuracies in this report. Neither TMX Group Limited, TSX Inc., nor any of their affiliated companies, guarantees the completeness of the information contained in this document and are not responsible for any errors or omission in or your use of, or reliance on, the information. This publication is under copyright. © 2015 TSX Inc. All rights reserved. Do not copy, distribute, sell or modify this publication without the prior written consent of TSX Inc. www.tmx.com/trading

TSX

Daily Volume	997,689,216
Daily Value	\$29,543,414,559
Daily Trades	1,457,517
Daily Symbols Traded	2,093

TSX ANONYMOUS TRADING

Daily Volume	384,946,649
Daily Value	\$8,786,849,841
Average Trade Size	512
% TSX Volume	38.58 %

TSX Volume**TSX Value (in Canadian Dollars)****Top 20 TSX Symbols by Volume**

Symbol	TSX Volume	TSX Value
DML	27,471,538	\$39,205,977
CVE	23,782,037	\$237,216,139
CNQ	23,623,171	\$885,744,322
TD	22,051,650	\$1,821,449,035
SU	19,455,699	\$533,883,007
SJR.B	17,171,287	\$583,668,829
NXE	16,961,619	\$80,043,679
ENB	16,680,837	\$751,777,573
MFC	15,835,727	\$431,103,503
TRP	15,409,794	\$880,535,985
ABX	14,681,497	\$384,288,045
BNS	14,258,488	\$1,123,849,656
MOZ	12,085,276	\$28,370,753
K	12,056,318	\$104,183,185
RY	11,850,707	\$1,383,450,911
LGD	11,590,209	\$18,684,767
T	11,137,021	\$291,579,132
BCE	11,006,550	\$625,239,806
CPG	10,971,507	\$58,668,567
ATD.B	10,603,920	\$422,931,802

Top 20 TSX Symbols by Value

Symbol	TSX Volume	TSX Value
TD	22,051,650	\$1,821,449,035
RY	11,850,707	\$1,383,450,911
BNS	14,258,488	\$1,123,849,656
CM	8,340,823	\$1,055,004,028
SHOP	739,960	\$1,035,417,465
CNQ	23,623,171	\$885,744,322
TRP	15,409,794	\$880,535,985
CNR	5,773,861	\$850,172,632
BMO	6,958,654	\$776,347,029
ENB	16,680,837	\$751,777,573
BCE	11,006,550	\$625,239,806
BAM.A	10,465,521	\$590,644,563
SJR.B	17,171,287	\$583,668,829
CP	1,209,386	\$576,713,984
SU	19,455,699	\$533,883,007
NA	5,511,152	\$487,943,278
MFC	15,835,727	\$431,103,503
ATD.B	10,603,920	\$422,931,802
SLF	6,416,548	\$412,605,857
ABX	14,681,497	\$384,288,045

ETF Trading

Daily Volume	30,625,784	Average Trade Value	\$10,568
Daily Value	\$688,837,458	Average Trade Size	470
# Trades	65,181	# of ETFs Traded	765

Top 10 ETFs by TSX Volume

Symbol	Market Volume	Market Value
XIU	4,758,314	\$134,888,724
XEG	2,553,083	\$19,473,512
HND	1,495,664	\$15,709,384
HQU	1,060,416	\$10,193,875
BTCC.B	1,052,504	\$11,598,155
HNU	1,013,226	\$6,134,344
ZEB	884,770	\$29,619,675
HOD	859,135	\$4,029,623
HQU	638,083	\$25,328,000
HOU	619,815	\$16,153,384

Top 10 ETFs by TSX Value

Symbol	Market Volume	Market Value
XIU	4,758,314	\$134,888,724
ZEB	884,770	\$29,619,675
HQU	638,083	\$25,328,000
XFN	490,453	\$21,415,437
ZQQ	216,001	\$20,034,682
ZSP	367,993	\$19,847,124
XEG	2,553,083	\$19,473,512
HXT	421,887	\$18,309,984
HOU	619,815	\$16,153,384
HND	1,495,664	\$15,709,384

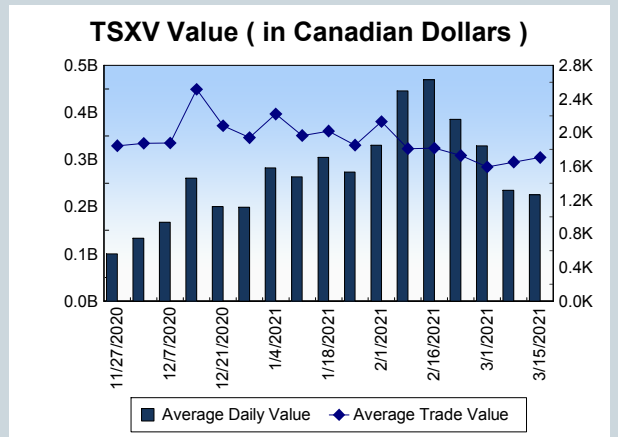
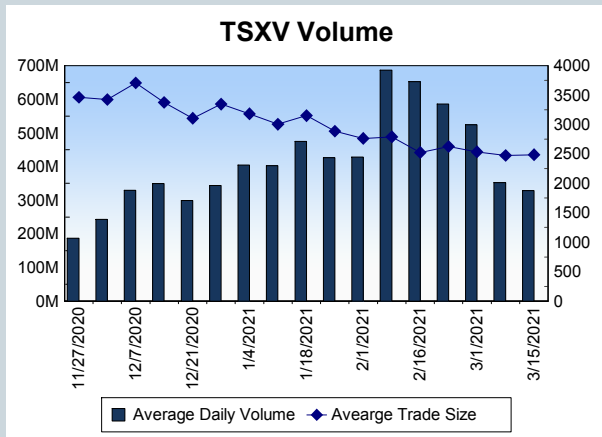
Block Trades	Non Block Trades
7,404	1,450,113

Top 5 Block Trade Brokers by Volume	
Broker	TSX Block Volume
GOLDMAN SACHS CANADA I	206,219,400
BMO NESBITT BURNS INC.	115,147,200
TD SECURITIES INC.	88,764,600
NATIONAL BANK FINANCIAL	84,144,100
UBS SECURITIES CANADA IN	75,522,800

Top 5 Block Trade Symbols by Volume	
Symbol	TSX Block Volume
DML	21,906,800
CNQ	19,846,300
TD	17,738,700
CVE	17,627,000
NXE	13,575,000

TSXV	
Daily Volume	276,283,303
Daily Value	\$236,752,555
Daily Trades	107,357
Daily Symbols Traded	1,292

TSXV ANONYMOUS TRADING	
Daily Volume	114,935,968
Daily Value	\$105,762,750
Average Trade Size	3,079
% TSXV Volume	41.60%



Top 20 TSXV Symbols by Volume		
Symbol	TSXV Volume	TSXV Value
DSV	21,608,760	\$50,901,263
MWX	8,960,356	\$305,548
DAC	6,454,382	\$898,881
CSTR	4,750,244	\$1,490,026
NDA	4,347,840	\$3,040,393
VENZ	4,036,245	\$802,431
NUMI	3,731,991	\$4,190,670
SRI	3,381,215	\$411,181
LITT	3,339,649	\$333,499
PRYM	2,859,050	\$8,541,674
NOU	2,762,334	\$5,646,499
HIVE	2,612,982	\$12,253,893
PDM	2,417,154	\$780,719
FMS	2,389,094	\$420,386
PSH.RT	2,388,375	\$45,736
HITI	2,232,572	\$1,776,817
KLY	2,135,351	\$105,491
VPT	2,049,713	\$1,056,053
EMR	1,982,000	\$153,115
SIC	1,974,124	\$746,038

Top 20 TSXV Symbols by Value		
Symbol	TSXV Volume	TSXV Value
DSV	21,608,760	\$50,901,263
HIVE	2,612,982	\$12,253,893
TOI	146,796	\$10,197,179
BITF	1,411,870	\$9,362,348
PRYM	2,859,050	\$8,541,674
FD	256,064	\$7,309,886
NOU	2,762,334	\$5,646,499
GBR	268,570	\$4,565,439
NUMI	3,731,991	\$4,190,670
NFG	829,707	\$3,900,963
DMGI	1,235,898	\$3,106,832
NDA	4,347,840	\$3,040,393
BNXA	393,789	\$2,827,753
DOC	1,252,485	\$2,541,694
GPV	69,118	\$2,241,386
GLDX	554,280	\$2,204,851
PCLO	1,008,599	\$2,011,395
IPA	149,983	\$1,872,808
PGM	1,002,150	\$1,807,100
HITI	2,232,572	\$1,776,817

Dark TSX/TSXV Trading			
Volume	22,371,170	Daily Trades	87,861
Value	616,392,412	Daily Symbols Traded	1,549