



March 22, 2021

For more information, email trading_sales@tsx.com
 Visit our blog at <http://exchange.tmx.com/>

Indices	March 22 Close	Previous Close	Change	% Change
S&P/TSX Composite Index	18,815.13			%
S&P/TSX 60 Index	1,121.45			%
S&P/TSX Venture Composite	994.83			%
S&P/TSX Completion Index	1,150.58			%
S&P/TSX Smallcap Index	740.77			%

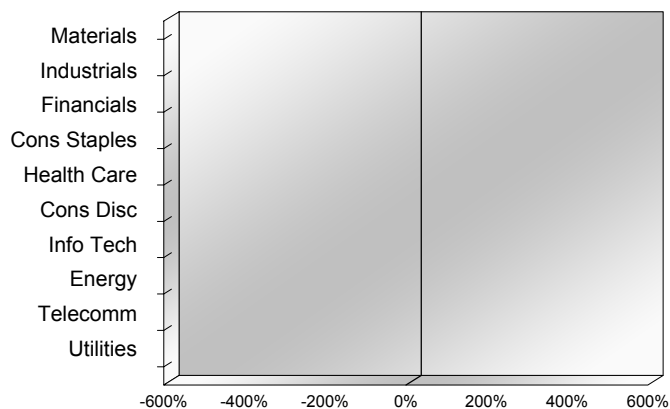
S&P/TSX Composite Index		
Advancers	Decliners	Unchanged
0	0	0

S&P/TSX Composite Index			
Top 10 Index Contributors		Top 10 Index Detractors	
Constituent	Index Contribution	Constituent	Index Contribution

S&P/TSX Composite Index			
Top 10 Advancers		Top 10 Decliners	
Constituent	Return	Constituent	Return
	%		%

S&P/TSX Composite Index				
Sector	# of Index Constituents	Weight	Market Cap (\$B)	Index Contribution
Materials	52	%	\$328.51	
Industrials	30	%	\$322.09	
Financials	28	%	\$848.47	
Consumer Staples	13	%	\$96.90	
Health Care	10	%	\$42.09	
Consumer Discretionary	13	%	\$107.99	
Information Technology	11	%	\$268.18	
Energy	24	%	\$334.10	
Communication Services	8	%	\$133.56	
Utilities	16	%	\$127.70	
S&P/TSX Composite Index	205	%	\$2,609.59	

S&P/TSX Composite Index - Sectors Returns



This report is published by TSX Inc. TSX Inc. does not guarantee either the completeness or the accuracy of this information. The information contained in this report is provided for informational purposes only and you agree not to rely upon the information contained in this report for any trading, business or financial purpose. These sheets are printed in Canada and issued by TSX Inc. under the express condition, to which everyone receiving or making use thereof assents, that no liability shall be incurred by TSX Inc. or its affiliated companies or any other vendor or donor, including, without limitation, for reliance on or for any errors or inaccuracies in this report. Neither TMX Group Limited, TSX Inc., nor any of their affiliated companies, guarantees the completeness of the information contained in this document and are not responsible for any errors or omission in or your use of, or reliance on, the information. This publication is under copyright. © 2015 TSX Inc. All rights reserved. Do not copy, distribute, sell or modify this publication without the prior written consent of TSX Inc. www.tmx.com/trading

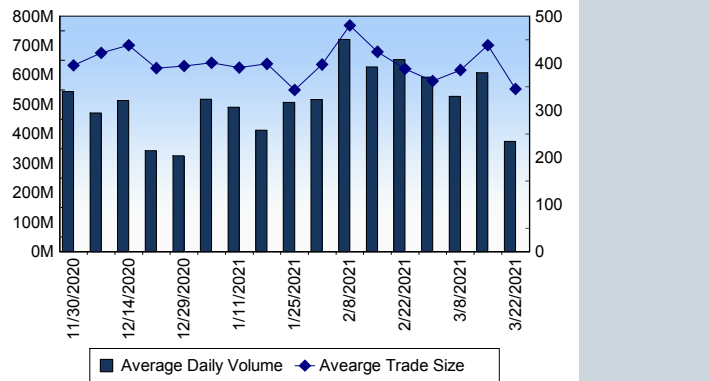
TSX

Daily Volume	374,386,683
Daily Value	\$9,497,867,441
Daily Trades	1,082,970
Daily Symbols Traded	2,042

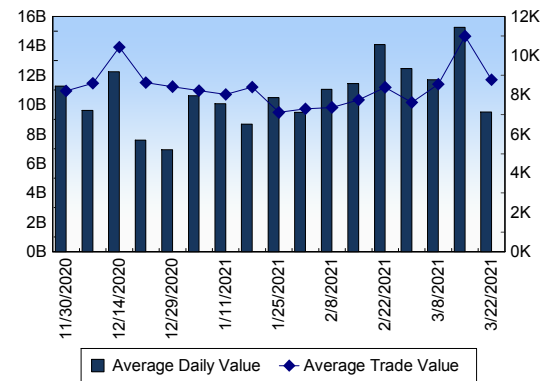
TSX ANONYMOUS TRADING

Daily Volume	166,667,429
Daily Value	\$4,582,001,287
Average Trade Size	313
% TSX Volume	44.52 %

TSX Volume



TSX Value (in Canadian Dollars)



Top 20 TSX Symbols by Volume

Symbol	TSX Volume	TSX Value
BBD.B	16,508,470	\$13,319,223
SU	12,701,304	\$343,843,768
CNQ	10,653,818	\$395,181,150
TRP	7,734,553	\$441,478,660
MFC	7,594,925	\$204,784,912
FT	4,776,674	\$897,936
BCE	4,756,822	\$273,761,475
BNS	4,485,811	\$352,194,071
CM	4,380,810	\$551,649,364
CVE	4,205,457	\$41,566,168
DML	4,111,433	\$5,979,801
TD	3,902,118	\$319,973,117
CPG	3,590,421	\$19,175,865
PPL	3,553,391	\$131,304,529
AC	3,471,621	\$93,835,310
T	3,281,127	\$86,215,275
ENB	3,225,673	\$146,743,701
NA	3,204,692	\$281,446,459
ABX	3,191,794	\$82,585,574
FM	3,061,460	\$74,391,508

Top 20 TSX Symbols by Value

Symbol	TSX Volume	TSX Value
CM	4,380,810	\$551,649,364
CP	1,131,511	\$517,375,982
TRP	7,734,553	\$441,478,660
CNQ	10,653,818	\$395,181,150
BNS	4,485,811	\$352,194,071
SU	12,701,304	\$343,843,768
TD	3,902,118	\$319,973,117
NA	3,204,692	\$281,446,459
BCE	4,756,822	\$273,761,475
RY	2,198,009	\$254,809,465
MFC	7,594,925	\$204,784,912
CNR	1,385,152	\$197,282,949
ENB	3,225,673	\$146,743,701
SHOP	100,540	\$144,072,127
SLF	2,093,020	\$134,808,278
BMO	1,214,563	\$134,502,717
PPL	3,553,391	\$131,304,529
NTR	1,522,368	\$106,819,194
RCI.B	1,622,397	\$98,598,316
WFG	1,163,833	\$97,242,145

ETF Trading

Daily Volume	21,680,398	Average Trade Value	\$8,821
Daily Value	\$493,100,542	Average Trade Size	388
# Trades	55,903	# of ETFs Traded	752

Top 10 ETFs by TSX Volume

Symbol	Market Volume	Market Value
XIU	2,193,689	\$62,032,595
BTCC.B	1,539,806	\$16,370,570
XEG	1,134,469	\$8,630,534
HND	794,083	\$7,957,096
HNU	727,854	\$4,611,393
HQD	686,089	\$6,326,691
HXT	639,910	\$27,731,446
XUT	548,753	\$16,071,206
DLR	431,925	\$5,452,836
BTCC.U	388,813	\$4,185,596

Top 10 ETFs by TSX Value

Symbol	Market Volume	Market Value
XIU	2,193,689	\$62,032,595
HXT	639,910	\$27,731,446
BTCC.B	1,539,806	\$16,370,570
XUT	548,753	\$16,071,206
HQU	343,134	\$14,128,809
XSP	309,613	\$13,137,638
ZQQ	139,038	\$13,114,395
ZEB	385,938	\$12,873,591
ZSP	226,249	\$12,280,248
XFN	269,416	\$11,733,144

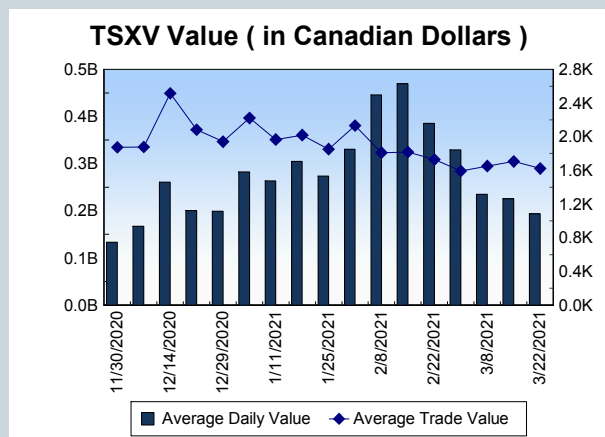
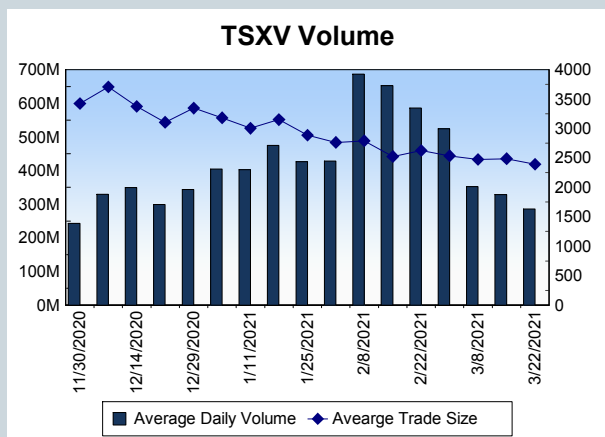
Block Trades	Non Block Trades
854	1,082,116

Top 5 Block Trade Brokers by Volume	
Broker	TSX Block Volume
NATIONAL BANK FINANCIAL	16,321,600
RBC CAPITAL MARKETS	15,223,400
BMO NESBITT BURNS INC.	14,501,650
TD SECURITIES INC.	14,055,000
GOLDMAN SACHS CANADA I	13,467,400

Top 5 Block Trade Symbols by Volume	
Symbol	TSX Block Volume
CNQ	7,919,200
SU	7,532,700
TRP	5,726,700
MFC	5,177,100
CM	3,007,700

TSXV	
Daily Volume	285,680,250
Daily Value	\$193,616,058
Daily Trades	119,406
Daily Symbols Traded	1,317

TSXV ANONYMOUS TRADING	
Daily Volume	117,062,240
Daily Value	\$89,778,569
Average Trade Size	2,912
% TSXV Volume	40.98%



Top 20 TSXV Symbols by Volume		
Symbol	TSXV Volume	TSXV Value
LXE	11,554,412	\$7,742,348
NDA	7,451,938	\$6,634,635
DM	7,253,180	\$1,788,477
CSTR	6,824,040	\$2,031,223
NHHH	4,381,778	\$1,389,238
HITI	4,191,388	\$3,585,030
DAC	4,065,822	\$574,104
WATR	3,762,709	\$364,619
ZONE	3,531,131	\$321,858
FUU	3,380,935	\$350,733
VENZ	3,291,467	\$698,574
MSP	2,508,640	\$338,814
THRM	2,508,445	\$1,157,297
PER	2,398,851	\$227,266
SRI	2,390,070	\$279,272
AQS	2,377,951	\$596,522
STMP	2,252,566	\$137,444
SUGR	2,157,661	\$119,593
SIC	2,094,131	\$898,290
MWX	2,050,815	\$72,361

Top 20 TSXV Symbols by Value		
Symbol	TSXV Volume	TSXV Value
BITF	1,500,979	\$9,922,650
HIVE	1,942,721	\$9,026,272
LXE	11,554,412	\$7,742,348
NDA	7,451,938	\$6,634,635
MFG	1,917,885	\$3,838,702
NOU	1,746,450	\$3,792,566
HITI	4,191,388	\$3,585,030
CWRK	792,445	\$3,411,378
PRYM	1,042,703	\$3,328,070
DMGI	1,276,436	\$3,254,733
GPV	98,579	\$3,235,545
TOI	42,654	\$2,935,150
GLDX	735,132	\$2,833,128
FD	95,952	\$2,792,854
SLL	681,512	\$2,737,874
RECO	793,934	\$2,714,482
DOC	1,294,646	\$2,604,390
BNXA	330,820	\$2,505,520
CSTR	6,824,040	\$2,031,223
DM	7,253,180	\$1,788,477

Dark TSX/TSXV Trading			
Volume	16,731,070	Daily Trades	65,815
Value	443,298,475	Daily Symbols Traded	1,455