



March 23, 2021

For more information, email [trading\\_sales@tsx.com](mailto:trading_sales@tsx.com)

Visit our blog at <http://exchange.tmx.com/>

Indices	March 23 Close	Previous Close	Change	% Change
S&P/TSX Composite Index	18,669.80			%
S&P/TSX 60 Index	1,115.77			%
S&P/TSX Venture Composite	966.82			%
S&P/TSX Completion Index	1,130.61			%
S&P/TSX Smallcap Index	719.76			%

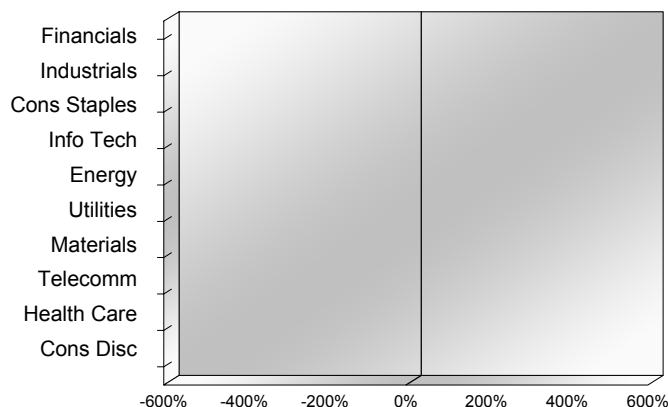
S&P/TSX Composite Index		
<b>Advancers</b>	<b>Decliners</b>	<b>Unchanged</b>
0	0	0

S&P/TSX Composite Index			
Top 10 Index Contributors		Top 10 Index Detractors	
Constituent	Index Contribution	Constituent	Index Contribution

S&P/TSX Composite Index			
Top 10 Advancers		Top 10 Decliners	
Constituent	Return	Constituent	Return
	%		%

S&P/TSX Composite Index				
Sector	# of Index Constituents	Weight	Market Cap (\$B)	Index Contribution
Financials	28	%	\$843.75	
Industrials	30	%	\$321.59	
Consumer Staples	13	%	\$97.80	
Information Technology	11	%	\$268.79	
Energy	24	%	\$327.75	
Utilities	16	%	\$128.07	
Materials	52	%	\$320.00	
Communication Services	8	%	\$133.55	
Health Care	10	%	\$40.86	
Consumer Discretionary	13	%	\$107.07	
<b>S&amp;P/TSX Composite Index</b>	<b>205</b>	<b>%</b>	<b>\$2,589.23</b>	

S&P/TSX Composite Index - Sectors Returns



This report is published by TSX Inc. TSX Inc. does not guarantee either the completeness or the accuracy of this information. The information contained in this report is provided for informational purposes only and you agree not to rely upon the information contained in this report for any trading, business or financial purpose. These sheets are printed in Canada and issued by TSX Inc. under the express condition, to which everyone receiving or making use thereof assents, that no liability shall be incurred by TSX Inc. or its affiliated companies or any other vendor or donor, including, without limitation, for reliance on or for any errors or inaccuracies in this report. Neither TMX Group Limited, TSX Inc., nor any of their affiliated companies, guarantees the completeness of the information contained in this document and are not responsible for any errors or omission in or your use of, or reliance on, the information. This publication is under copyright. © 2015 TSX Inc. All rights reserved. Do not copy, distribute, sell or modify this publication without the prior written consent of TSX Inc.

[www.tmx.com/trading](http://www.tmx.com/trading)

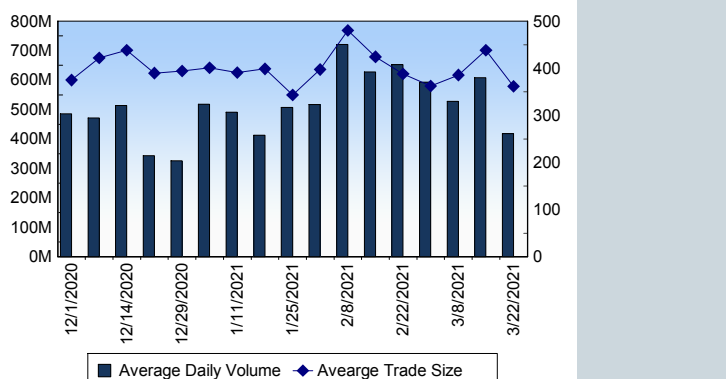
## TSX

Daily Volume	462,334,366
Daily Value	\$10,549,219,947
Daily Trades	1,230,304
Daily Symbols Traded	2,081

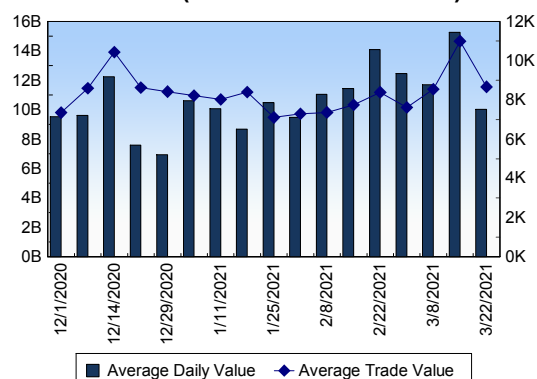
## TSX ANONYMOUS TRADING

Daily Volume	181,759,105
Daily Value	\$4,081,587,039
Average Trade Size	301
% TSX Volume	39.31 %

TSX Volume



TSX Value ( in Canadian Dollars )



Top 20 TSX Symbols by Volume

Symbol	TSX Volume	TSX Value
BBD.B	23,473,123	\$20,021,696
SU	14,845,342	\$383,561,935
CNQ	14,600,234	\$530,452,094
TD	10,693,540	\$874,427,043
TRP	6,528,025	\$373,130,550
MFC	6,008,157	\$159,802,297
CVE	5,610,603	\$52,952,284
ATH	5,575,953	\$2,611,634
FT	5,385,861	\$1,260,598
ITE	5,132,240	\$873,341
CPG	5,066,502	\$25,275,293
BNS	4,848,386	\$378,839,059
LUN	4,750,042	\$64,750,693
POW	4,644,151	\$154,113,245
ENB	4,580,708	\$208,582,742
XIU	4,453,896	\$125,598,058
FM	4,335,748	\$103,577,765
BTO	4,216,305	\$24,154,979
AC	4,175,490	\$108,664,953
APHA	4,170,750	\$96,043,706

Top 20 TSX Symbols by Value

Symbol	TSX Volume	TSX Value
TD	10,693,540	\$874,427,043
CNQ	14,600,234	\$530,452,094
RY	3,674,222	\$425,974,062
SU	14,845,342	\$383,561,935
BNS	4,848,386	\$378,839,059
TRP	6,528,025	\$373,130,550
CM	2,963,108	\$371,471,688
CP	539,327	\$241,582,965
CNR	1,650,364	\$236,288,150
ENB	4,580,708	\$208,582,742
SHOP	114,772	\$167,000,477
BCE	2,870,112	\$165,319,252
MFC	6,008,157	\$159,802,297
BMO	1,424,598	\$156,734,919
POW	4,644,151	\$154,113,245
NA	1,756,338	\$152,749,229
MG	1,154,738	\$127,328,957
SLF	1,980,063	\$126,498,440
XIU	4,453,896	\$125,598,058
BAM.A	2,122,947	\$119,949,365

## ETF Trading

Daily Volume	28,074,779	Average Trade Value	\$9,538
Daily Value	\$609,827,358	Average Trade Size	439
# Trades	63,935	# of ETFs Traded	774

Top 10 ETFs by TSX Volume

Symbol	Market Volume	Market Value
XIU	4,453,896	\$125,598,058
XEG	2,119,905	\$15,530,977
BTCC.B	1,326,065	\$13,782,410
HOD	1,134,183	\$5,662,424
HND	959,167	\$9,770,160
HQD	898,565	\$8,281,869
ZSP	753,145	\$40,876,894
HNU	607,496	\$3,780,702
ZPR	578,677	\$6,307,936
ZEB	570,566	\$18,950,268

Top 10 ETFs by TSX Value

Symbol	Market Volume	Market Value
XIU	4,453,896	\$125,598,058
ZSP	753,145	\$40,876,894
ZEB	570,566	\$18,950,268
HQU	420,526	\$17,410,193
XSP	396,798	\$16,782,656
XEG	2,119,905	\$15,530,977
BTCC.B	1,326,065	\$13,782,410
HOU	498,908	\$12,011,593
HSU	245,823	\$10,859,335
HND	959,167	\$9,770,160

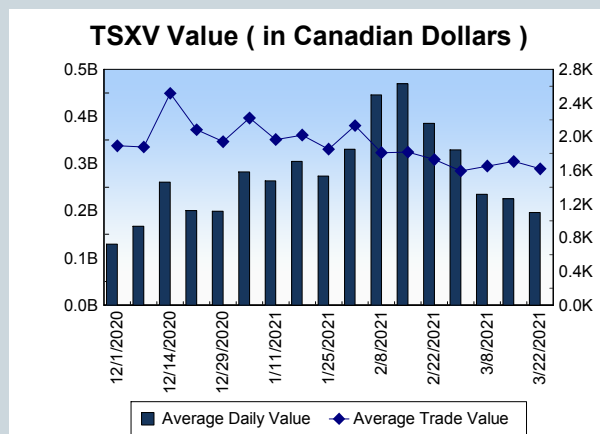
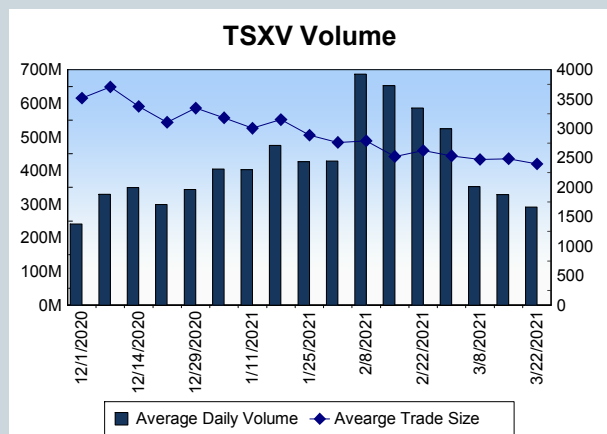
Block Trades	Non Block Trades
1,205	1,229,099

Top 5 Block Trade Brokers by Volume	
Broker	TSX Block Volume
BMO NESBITT BURNS INC.	23,403,265
MORGAN STANLEY CANADA	19,560,100
TD SECURITIES INC.	15,320,000
SCOTIA CAPITAL INC.	13,526,800
NATIONAL BANK FINANCIAL	11,823,600

Top 5 Block Trade Symbols by Volume	
Symbol	TSX Block Volume
CNQ	10,790,300
TD	8,456,900
SU	7,368,500
TRP	4,102,200
MFC	3,307,900

TSXV	
Daily Volume	296,706,096
Daily Value	\$199,206,171
Daily Trades	123,402
Daily Symbols Traded	1,313

TSXV ANONYMOUS TRADING	
Daily Volume	121,366,538
Daily Value	\$90,136,870
Average Trade Size	2,977
% TSXV Volume	40.90%



Top 20 TSXV Symbols by Volume		
Symbol	TSXV Volume	TSXV Value
DM	15,302,742	\$4,242,907
NDA	8,423,572	\$9,410,595
CSTR	6,882,434	\$1,890,743
AAZ	4,508,981	\$397,466
IMI	4,470,000	\$89,400
HITI	4,088,581	\$3,634,259
THRM	4,080,525	\$2,116,733
AIS	3,627,190	\$325,823
SRI	3,399,038	\$363,063
ART	3,133,556	\$973,529
UNO.H	2,907,639	\$69,031
HIVE	2,786,110	\$11,998,495
VEIN	2,622,758	\$219,958
UGM	2,489,975	\$727,774
DOC	2,388,922	\$4,586,998
BITF	2,357,252	\$15,134,022
LITT	2,121,445	\$180,880
SUGR	2,116,600	\$116,696
HVT.WT	2,064,000	\$30,960
DAC	1,997,986	\$255,429

Top 20 TSXV Symbols by Value		
Symbol	TSXV Volume	TSXV Value
BITF	2,357,252	\$15,134,022
HIVE	2,786,110	\$11,998,495
NDA	8,423,572	\$9,410,595
FD	264,721	\$7,484,479
DOC	2,388,922	\$4,586,998
DM	15,302,742	\$4,242,907
WE	198,770	\$3,876,504
HITI	4,088,581	\$3,634,259
DMGI	1,336,572	\$3,168,170
TOI	43,112	\$2,979,808
GPV	93,901	\$2,931,569
BNXA	381,830	\$2,683,319
PRYM	817,773	\$2,578,618
NOU	1,156,982	\$2,416,749
NFG	432,318	\$2,200,596
THRM	4,080,525	\$2,116,733
GRAT	1,613,997	\$2,097,257
AMY	1,189,226	\$2,093,197
SHG	1,790,518	\$1,897,614
CSTR	6,882,434	\$1,890,743

Dark TSX/TSXV Trading			
Volume	21,215,850	Daily Trades	75,074
Value	490,972,428	Daily Symbols Traded	1,470