



March 24, 2021

For more information, email trading_sales@tsx.com
 Visit our blog at <http://exchange.tmx.com/>

Indices	March 24 Close	Previous Close	Change	% Change
S&P/TSX Composite Index	18,628.29			%
S&P/TSX 60 Index	1,114.68			%
S&P/TSX Venture Composite	946.51			%
S&P/TSX Completion Index	1,122.97			%
S&P/TSX Smallcap Index	714.04			%

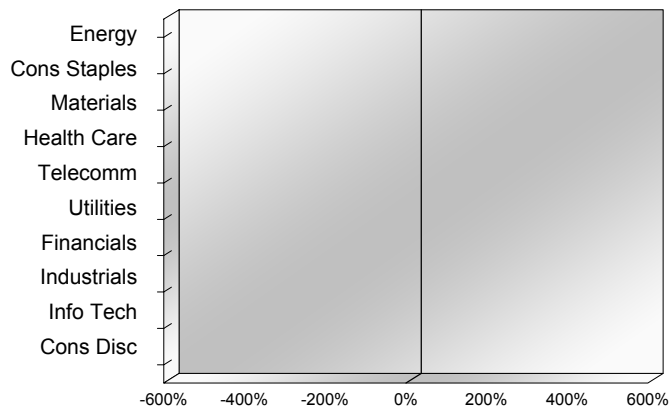
S&P/TSX Composite Index		
Advancers	Decliners	Unchanged
0	0	0

S&P/TSX Composite Index			
Top 10 Index Contributors		Top 10 Index Detractors	
Constituent	Index Contribution	Constituent	Index Contribution

S&P/TSX Composite Index			
Top 10 Advancers		Top 10 Decliners	
Constituent	Return	Constituent	Return
	%		%

S&P/TSX Composite Index				
Sector	# of Index Constituents	Weight	Market Cap (\$B)	Index Contribution
Energy	24	%	\$335.24	
Consumer Staples	13	%	\$96.57	
Materials	52	%	\$317.05	
Health Care	10	%	\$39.54	
Communication Services	8	%	\$132.82	
Utilities	16	%	\$127.92	
Financials	28	%	\$845.19	
Industrials	30	%	\$323.83	
Information Technology	11	%	\$258.47	
Consumer Discretionary	13	%	\$106.12	
S&P/TSX Composite Index	205	%	\$2,582.76	

S&P/TSX Composite Index - Sectors Returns



This report is published by TSX Inc. TSX Inc. does not guarantee either the completeness or the accuracy of this information. The information contained in this report is provided for informational purposes only and you agree not to rely upon the information contained in this report for any trading, business or financial purpose. These sheets are printed in Canada and issued by TSX Inc. under the express condition, to which everyone receiving or making use thereof assents, that no liability shall be incurred by TSX Inc. or its affiliated companies or any other vendor or donor, including, without limitation, for reliance on or for any errors or inaccuracies in this report. Neither TMX Group Limited, TSX Inc., nor any of their affiliated companies, guarantees the completeness of the information contained in this document and are not responsible for any errors or omission in or your use of, or reliance on, the information. This publication is under copyright. © 2015 TSX Inc. All rights reserved. Do not copy, distribute, sell or modify this publication without the prior written consent of TSX Inc. www.tmx.com/trading

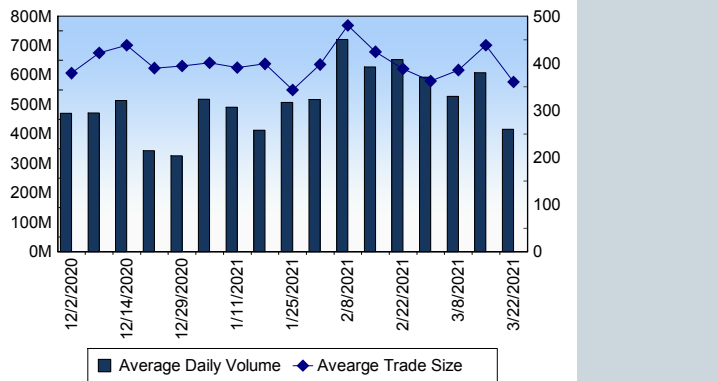
TSX

Daily Volume	412,264,072
Daily Value	\$9,918,558,011
Daily Trades	1,151,183
Daily Symbols Traded	2,059

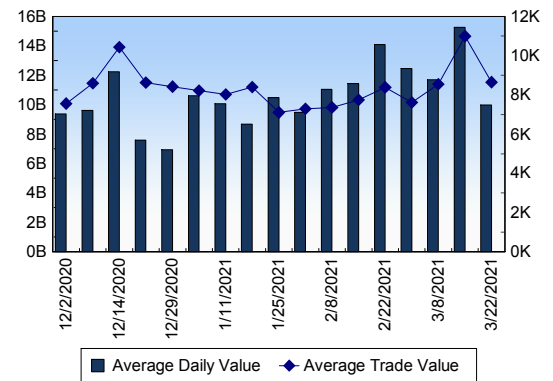
TSX ANONYMOUS TRADING

Daily Volume	170,001,441
Daily Value	\$4,682,063,006
Average Trade Size	299
% TSX Volume	41.24 %

TSX Volume



TSX Value (in Canadian Dollars)



Top 20 TSX Symbols by Volume

Symbol	TSX Volume	TSX Value
TRP	12,899,364	\$755,626,321
CNQ	10,326,075	\$389,903,547
TD	8,667,360	\$707,897,132
FIRE	8,351,687	\$2,315,262
SU	8,073,236	\$215,027,407
BBD.B	7,435,625	\$6,038,258
ENB	6,447,805	\$298,101,640
LUN	6,153,181	\$80,999,740
CVE	5,573,620	\$53,931,838
DML	5,251,507	\$6,916,398
CPG	5,006,404	\$25,990,020
POW	4,376,582	\$145,220,022
MFC	4,330,292	\$115,777,460
MEG	4,259,678	\$27,740,415
AC	4,213,736	\$113,187,283
ATH	4,172,998	\$2,037,092
NXE	3,915,637	\$16,917,233
APHA	3,733,975	\$84,141,154
NA	3,688,382	\$320,493,480
LEAF	3,441,668	\$1,359,121

Top 20 TSX Symbols by Value

Symbol	TSX Volume	TSX Value
TRP	12,899,364	\$755,626,321
TD	8,667,360	\$707,897,132
SHOP	277,294	\$390,826,169
CNQ	10,326,075	\$389,903,547
CM	3,008,292	\$378,901,569
NA	3,688,382	\$320,493,480
ENB	6,447,805	\$298,101,640
RY	2,291,181	\$266,099,784
SU	8,073,236	\$215,027,407
CP	388,867	\$173,789,588
BNS	1,959,179	\$153,525,322
BCE	2,552,920	\$146,717,037
POW	4,376,582	\$145,220,022
CNR	987,479	\$144,132,928
BMO	1,299,514	\$143,917,352
MFC	4,330,292	\$115,777,460
AC	4,213,736	\$113,187,283
APHA	3,733,975	\$84,141,154
T	3,191,374	\$83,684,346
LUN	6,153,181	\$80,999,740

ETF Trading

Daily Volume	25,187,721	Average Trade Value	\$8,662
Daily Value	\$508,757,081	Average Trade Size	429
# Trades	58,737	# of ETFs Traded	745

Top 10 ETFs by TSX Volume

Symbol	Market Volume	Market Value
XEG	2,818,000	\$21,231,621
XIU	2,622,946	\$74,077,625
HOD	1,360,133	\$6,262,477
HND	967,252	\$9,808,124
BTCC.B	951,818	\$10,036,867
HED	793,472	\$2,409,912
ZEB	670,092	\$22,306,224
HQD	664,642	\$6,269,856
HNU	641,421	\$4,014,373
HSD	468,575	\$4,626,355

Top 10 ETFs by TSX Value

Symbol	Market Volume	Market Value
XIU	2,622,946	\$74,077,625
ZEB	670,092	\$22,306,224
XEG	2,818,000	\$21,231,621
HQU	394,729	\$15,969,246
XQQ	129,894	\$13,188,652
XSP	242,991	\$10,270,454
BTCC.B	951,818	\$10,036,867
VFV	113,153	\$9,921,781
HND	967,252	\$9,808,124
ZSP	177,321	\$9,569,383

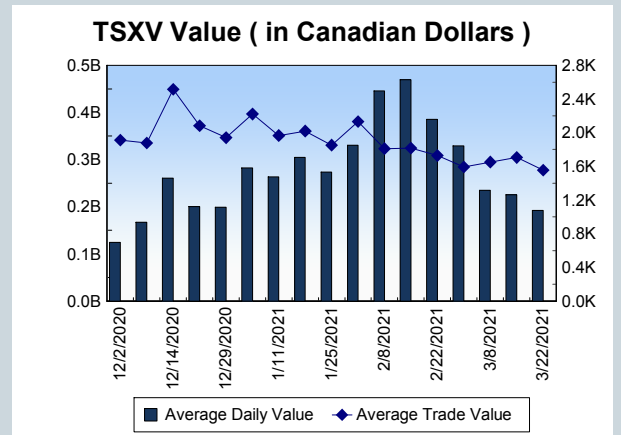
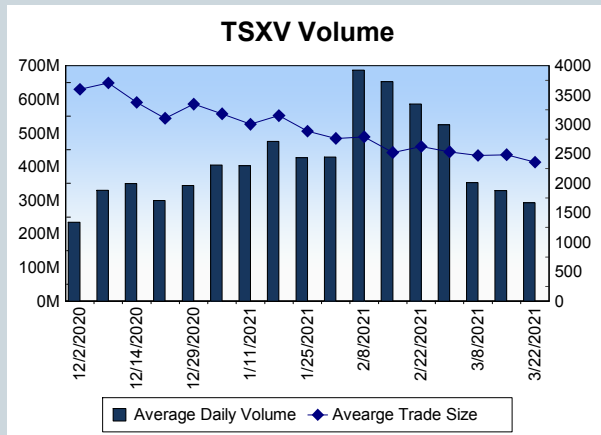
Block Trades	Non Block Trades
1,140	1,150,043

Top 5 Block Trade Brokers by Volume	
Broker	TSX Block Volume
BMO NESBITT BURNS INC.	17,169,300
SCOTIA CAPITAL INC.	14,834,700
GOLDMAN SACHS CANADA I	14,598,900
TD SECURITIES INC.	13,884,885
RBC CAPITAL MARKETS	11,460,600

Top 5 Block Trade Symbols by Volume	
Symbol	TSX Block Volume
TRP	10,921,500
CNQ	6,754,100
TD	6,276,400
LUN	4,257,300
POW	3,079,700

TSXV	
Daily Volume	293,372,980
Daily Value	\$184,168,337
Daily Trades	128,365
Daily Symbols Traded	1,286

TSXV ANONYMOUS TRADING	
Daily Volume	118,488,867
Daily Value	\$80,100,378
Average Trade Size	2,988
% TSXV Volume	40.39%



Top 20 TSXV Symbols by Volume		
Symbol	TSXV Volume	TSXV Value
IVI	28,551,363	\$3,558,367
SRI	8,529,473	\$951,723
SEV	7,637,299	\$306,991
CSTR	6,635,743	\$1,768,827
THRM	6,340,120	\$3,541,705
NDA	5,436,592	\$4,975,160
HITI	4,474,707	\$3,924,294
HIVE	3,995,350	\$16,118,618
DOC	3,823,106	\$6,795,989
KLY	3,742,979	\$170,398
PSH.RT	3,305,000	\$18,035
DM	3,174,221	\$769,473
DMGI	2,699,661	\$6,109,567
DAC	2,682,909	\$328,331
AAZ	2,660,667	\$209,476
NICL	2,584,937	\$719,545
BITF	2,099,213	\$14,812,970
HVT	1,884,370	\$214,547
QYOU	1,864,761	\$488,631
MWX	1,840,830	\$146,533

Top 20 TSXV Symbols by Value		
Symbol	TSXV Volume	TSXV Value
HIVE	3,995,350	\$16,118,618
BITF	2,099,213	\$14,812,970
DOC	3,823,106	\$6,795,989
DMGI	2,699,661	\$6,109,567
NDA	5,436,592	\$4,975,160
GPV	167,645	\$4,458,637
HITI	4,474,707	\$3,924,294
FD	141,185	\$3,725,396
NOU	1,809,883	\$3,561,727
IVI	28,551,363	\$3,558,367
THRM	6,340,120	\$3,541,705
FLT	1,784,626	\$2,583,724
BNXA	385,598	\$2,552,855
TOI	33,410	\$2,307,501
NOVC	669,728	\$2,159,538
EXRO	611,728	\$2,002,566
CWRK	566,562	\$1,950,289
NUMI	1,751,864	\$1,814,528
CSTR	6,635,743	\$1,768,827
MFG	856,405	\$1,681,375

Dark TSX/TSXV Trading			
Volume	17,932,390	Daily Trades	69,909
Value	434,436,383	Daily Symbols Traded	1,461