



March 29, 2021

For more information, email trading_sales@tsx.com
 Visit our blog at <http://exchange.tmx.com/>

Indices	March 29 Close	Previous Close	Change	% Change
S&P/TSX Composite Index	18,719.22			%
S&P/TSX 60 Index	1,119.87			%
S&P/TSX Venture Composite	935.83			%
S&P/TSX Completion Index	1,129.37			%
S&P/TSX Smallcap Index	712.22			%

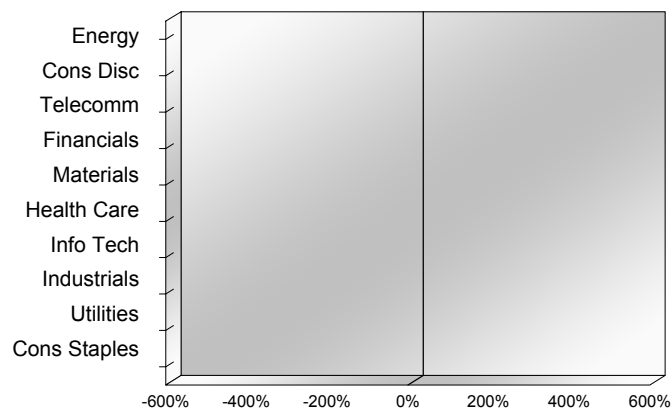
S&P/TSX Composite Index		
Advancers	Decliners	Unchanged
0	0	0

S&P/TSX Composite Index			
Top 10 Index Contributors		Top 10 Index Detractors	
Constituent	Index Contribution	Constituent	Index Contribution

S&P/TSX Composite Index			
Top 10 Advancers		Top 10 Decliners	
Constituent	Return	Constituent	Return
	%		%

S&P/TSX Composite Index				
Sector	# of Index Constituents	Weight	Market Cap (\$B)	Index Contribution
Energy	24	%	\$339.12	
Consumer Discretionary	13	%	\$107.11	
Communication Services	8	%	\$131.53	
Financials	28	%	\$852.81	
Materials	52	%	\$320.82	
Health Care	10	%	\$39.41	
Information Technology	11	%	\$249.07	
Industrials	30	%	\$327.33	
Utilities	16	%	\$129.89	
Consumer Staples	13	%	\$99.14	
S&P/TSX Composite Index	205	%	\$2,596.24	

S&P/TSX Composite Index - Sectors Returns



This report is published by TSX Inc. TSX Inc. does not guarantee either the completeness or the accuracy of this information. The information contained in this report is provided for informational purposes only and you agree not to rely upon the information contained in this report for any trading, business or financial purpose. These sheets are printed in Canada and issued by TSX Inc. under the express condition, to which everyone receiving or making use thereof assents, that no liability shall be incurred by TSX Inc. or its affiliated companies or any other vendor or donor, including, without limitation, for reliance on or for any errors or inaccuracies in this report. Neither TMX Group Limited, TSX Inc., nor any of their affiliated companies, guarantees the completeness of the information contained in this document and are not responsible for any errors or omission in or your use of, or reliance on, the information. This publication is under copyright. © 2015 TSX Inc. All rights reserved. Do not copy, distribute, sell or modify this publication without the prior written consent of TSX Inc. www.tmx.com/trading

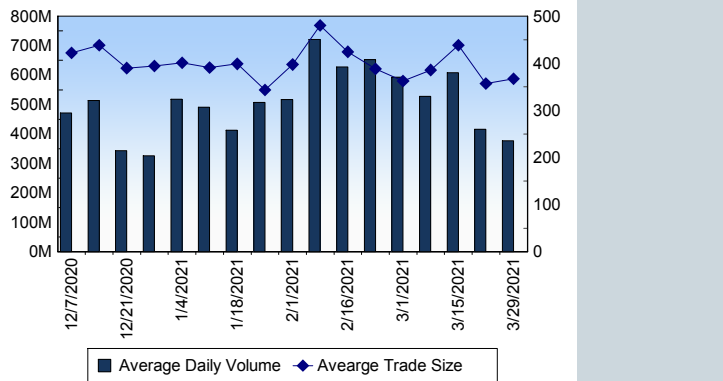
TSX

Daily Volume	377,273,186
Daily Value	\$10,779,964,562
Daily Trades	1,027,276
Daily Symbols Traded	2,091

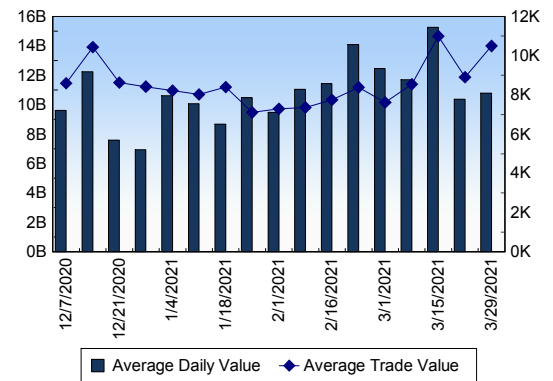
TSX ANONYMOUS TRADING

Daily Volume	162,456,416
Daily Value	\$4,743,763,768
Average Trade Size	318
% TSX Volume	43.06 %

TSX Volume



TSX Value (in Canadian Dollars)



Top 20 TSX Symbols by Volume

Symbol	TSX Volume	TSX Value
TRP	16,939,310	\$1,016,354,479
POW	13,900,995	\$461,011,786
SU	9,068,945	\$240,285,884
BBD.B	8,419,024	\$7,184,602
BNS	6,500,010	\$515,762,388
BCE	5,586,837	\$322,390,412
TVE	5,419,687	\$12,866,227
ENB	4,958,083	\$231,886,466
T	4,829,785	\$121,722,037
ITE	4,691,271	\$904,105
MFC	4,562,057	\$122,966,702
NTR	4,466,548	\$310,630,027
BMO	4,033,520	\$453,953,247
CNQ	4,014,239	\$155,010,948
TD	3,997,335	\$329,783,109
ABX	3,626,945	\$90,928,149
ATH	3,554,639	\$1,744,091
WCP	3,360,653	\$18,472,873
RY	3,248,291	\$380,085,740
ARX	3,205,817	\$24,486,965

Top 20 TSX Symbols by Value

Symbol	TSX Volume	TSX Value
TRP	16,939,310	\$1,016,354,479
BNS	6,500,010	\$515,762,388
POW	13,900,995	\$461,011,786
BMO	4,033,520	\$453,953,247
RY	3,248,291	\$380,085,740
CM	2,910,385	\$361,417,189
TD	3,997,335	\$329,783,109
BCE	5,586,837	\$322,390,412
NTR	4,466,548	\$310,630,027
SU	9,068,945	\$240,285,884
ENB	4,958,083	\$231,886,466
SHOP	147,702	\$194,260,913
NA	2,119,552	\$182,149,845
CP	367,890	\$167,967,287
CNQ	4,014,239	\$155,010,948
CNR	1,016,089	\$149,260,388
ATD.B	3,041,043	\$124,401,282
MFC	4,562,057	\$122,966,702
T	4,829,785	\$121,722,037
RCI.B	1,852,184	\$111,647,438

ETF Trading

Daily Volume	25,744,463	Average Trade Value	\$9,075
Daily Value	\$555,626,100	Average Trade Size	420
# Trades	61,224	# of ETFs Traded	780

Top 10 ETFs by TSX Volume

Symbol	Market Volume	Market Value
BTCC.B	1,985,958	\$21,669,824
XIU	1,833,501	\$51,749,792
XEG	1,078,416	\$8,149,310
HOD	1,072,178	\$4,818,545
HND	1,058,210	\$10,344,853
HSD	773,139	\$7,454,551
ZEB	693,431	\$23,177,729
HNU	629,317	\$4,059,463
HQD	622,183	\$5,857,061
BTCC.U	607,595	\$6,706,670

Top 10 ETFs by TSX Value

Symbol	Market Volume	Market Value
XIU	1,833,501	\$51,749,792
ZSP	528,479	\$28,927,680
ZEB	693,431	\$23,177,729
BTCC.B	1,985,958	\$21,669,824
XUT	603,346	\$17,940,382
HQU	434,053	\$17,455,870
XSP	370,227	\$15,804,440
XIC	403,087	\$11,965,317
HXT	275,865	\$11,931,575
VFV	134,444	\$11,900,557

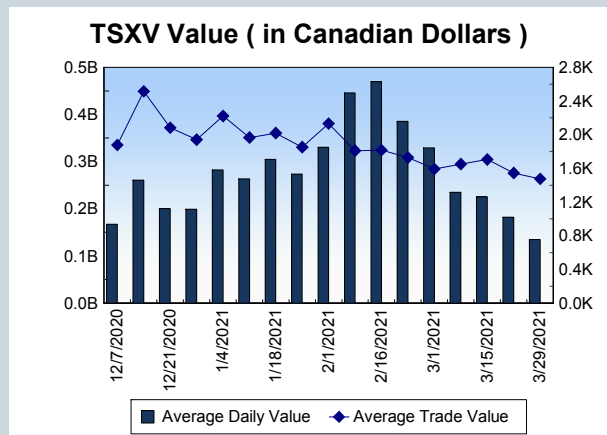
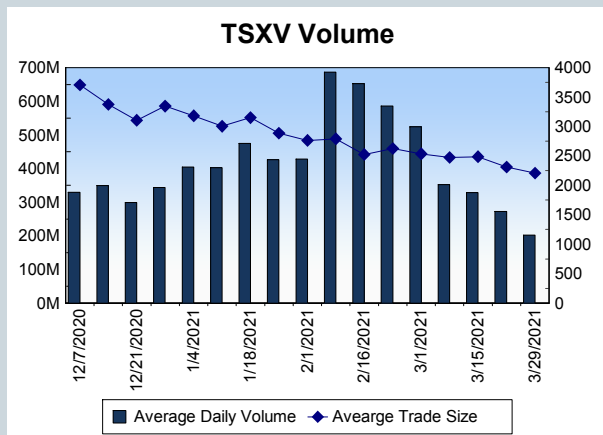
Block Trades	Non Block Trades
946	1,026,330

Top 5 Block Trade Brokers by Volume	
Broker	TSX Block Volume
GOLDMAN SACHS CANADA I	26,324,000
NATIONAL BANK FINANCIAL	25,468,400
BMO NESBITT BURNS INC.	23,579,000
TD SECURITIES INC.	14,238,600
MERRILL LYNCH CANADA LT	10,922,700

Top 5 Block Trade Symbols by Volume	
Symbol	TSX Block Volume
TRP	14,591,900
POW	12,426,400
SU	4,785,700
BNS	4,575,800
BCE	4,301,400

TSXV	
Daily Volume	202,098,334
Daily Value	\$134,932,946
Daily Trades	91,525
Daily Symbols Traded	1,296

TSXV ANONYMOUS TRADING	
Daily Volume	87,744,366
Daily Value	\$58,628,318
Average Trade Size	3,024
% TSXV Volume	43.42%



Top 20 TSXV Symbols by Volume		
Symbol	TSXV Volume	TSXV Value
CSTR	5,729,725	\$1,579,416
NAM	4,783,507	\$934,997
NRTH	4,287,111	\$750,856
EV	3,850,443	\$486,893
ZONE	2,956,730	\$257,136
HIVE	2,479,056	\$10,735,078
NOU	2,466,809	\$4,107,093
CAY	2,070,074	\$361,888
AN	2,069,140	\$332,029
DSLIV	1,988,513	\$1,156,989
SRI	1,580,349	\$150,753
PBX	1,475,913	\$1,458,464
DMGI	1,447,137	\$3,595,107
EAC	1,434,375	\$178,196
HRH	1,398,522	\$283,050
GRAT	1,365,735	\$2,078,159
NDA	1,307,592	\$1,191,762
VIS	1,300,176	\$143,873
EGM	1,253,228	\$43,863
FCC	1,250,899	\$461,527

Top 20 TSXV Symbols by Value		
Symbol	TSXV Volume	TSXV Value
HIVE	2,479,056	\$10,735,078
BITF	1,028,667	\$6,489,500
NOU	2,466,809	\$4,107,093
DMGI	1,447,137	\$3,595,107
TOI	39,416	\$2,766,861
BNXA	423,256	\$2,486,074
DOC	1,186,327	\$2,101,027
GRAT	1,365,735	\$2,078,159
PTQ	849,294	\$1,976,778
PRYM	605,935	\$1,834,476
CSTR	5,729,725	\$1,579,416
AMC	698,408	\$1,554,927
PBX	1,475,913	\$1,458,464
FD	59,196	\$1,350,832
AVN	496,801	\$1,309,787
BSR	795,368	\$1,272,383
GDNP	1,081,319	\$1,213,338
NUMI	1,167,847	\$1,193,251
NDA	1,307,592	\$1,191,762
STC	283,983	\$1,174,149

Dark TSX/TSXV Trading			
Volume	14,765,120	Daily Trades	56,751
Value	400,716,636	Daily Symbols Traded	1,466