



March 30, 2021

For more information, email trading_sales@tsx.com

Visit our blog at <http://exchange.tmx.com/>

Indices	March 30 Close	Previous Close	Change	% Change
S&P/TSX Composite Index	18,705.56			%
S&P/TSX 60 Index	1,118.86			%
S&P/TSX Venture Composite	929.07			%
S&P/TSX Completion Index	1,129.26			%
S&P/TSX Smallcap Index	709.81			%

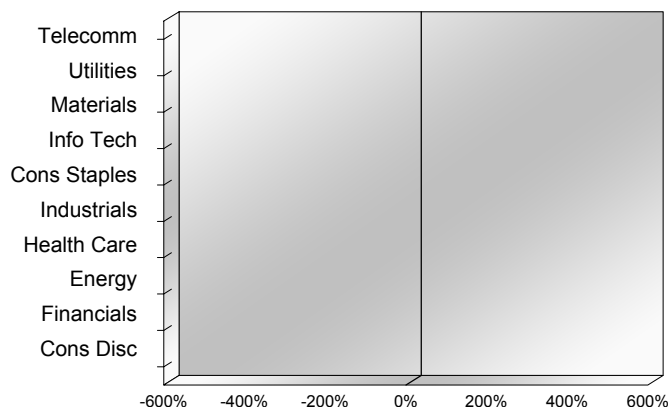
S&P/TSX Composite Index		
Advancers	Decliners	Unchanged
0	0	0

S&P/TSX Composite Index			
Top 10 Index Contributors		Top 10 Index Detractors	
Constituent	Index Contribution	Constituent	Index Contribution

S&P/TSX Composite Index			
Top 10 Advancers		Top 10 Decliners	
Constituent	Return	Constituent	Return
	%		%

S&P/TSX Composite Index				
Sector	# of Index Constituents	Weight	Market Cap (\$B)	Index Contribution
Communication Services	8	%	\$131.16	
Utilities	16	%	\$129.58	
Materials	52	%	\$314.94	
Information Technology	11	%	\$251.30	
Consumer Staples	13	%	\$99.16	
Industrials	30	%	\$329.00	
Health Care	10	%	\$40.22	
Energy	24	%	\$336.67	
Financials	28	%	\$854.23	
Consumer Discretionary	13	%	\$107.96	
S&P/TSX Composite Index	205	%	\$2,594.21	

S&P/TSX Composite Index - Sectors Returns



This report is published by TSX Inc. TSX Inc. does not guarantee either the completeness or the accuracy of this information. The information contained in this report is provided for informational purposes only and you agree not to rely upon the information contained in this report for any trading, business or financial purpose. These sheets are printed in Canada and issued by TSX Inc. under the express condition, to which everyone receiving or making use thereof assents, that no liability shall be incurred by TSX Inc. or its affiliated companies or any other vendor or donor, including, without limitation, for reliance on or for any errors or inaccuracies in this report. Neither TMX Group Limited, TSX Inc., nor any of their affiliated companies, guarantees the completeness of the information contained in this document and are not responsible for any errors or omission in or your use of, or reliance on, the information. This publication is under copyright. © 2015 TSX Inc. All rights reserved. Do not copy, distribute, sell or modify this publication without the prior written consent of TSX Inc.

www.tmx.com/trading

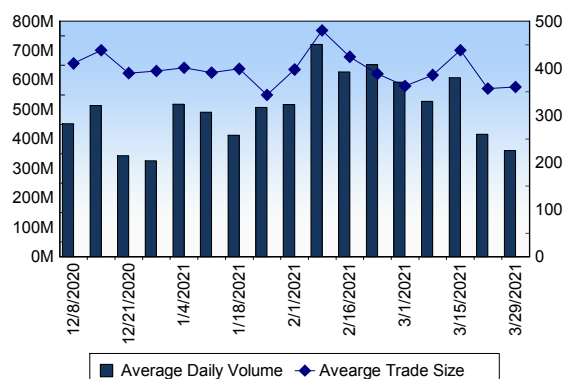
TSX

Daily Volume	344,279,488
Daily Value	\$9,076,224,089
Daily Trades	973,616
Daily Symbols Traded	2,074

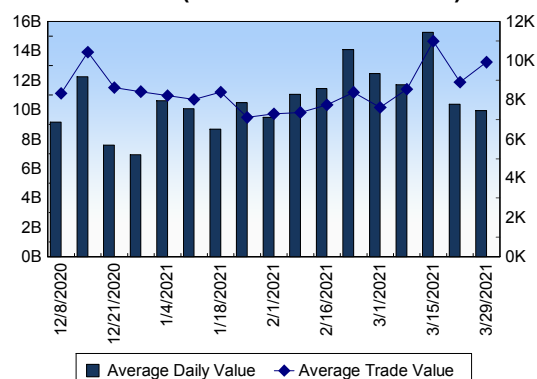
TSX ANONYMOUS TRADING

Daily Volume	154,457,529
Daily Value	\$4,345,046,720
Average Trade Size	314
% TSX Volume	44.86 %

TSX Volume



TSX Value (in Canadian Dollars)



Top 20 TSX Symbols by Volume

Symbol	TSX Volume	TSX Value
BNS	12,045,415	\$957,900,150
TRP	8,808,697	\$515,501,283
BBD.B	8,256,515	\$7,303,382
CNQ	7,185,493	\$278,315,650
WFG	6,311,060	\$523,924,178
BTO	5,972,970	\$31,923,993
SU	4,976,531	\$132,032,846
T	4,493,782	\$113,356,208
NA	4,192,878	\$359,488,677
TD	4,174,096	\$345,049,476
WCP	3,409,278	\$18,481,731
POW	3,365,153	\$110,719,860
MFC	3,364,753	\$91,568,796
ABX	3,299,246	\$81,519,970
AC	3,097,880	\$82,642,291
ENB	3,074,077	\$142,428,134
BB	3,019,082	\$35,120,233
FM	2,966,730	\$71,615,208
RY	2,961,574	\$347,313,099
ARX	2,947,314	\$22,958,993

Top 20 TSX Symbols by Value

Symbol	TSX Volume	TSX Value
BNS	12,045,415	\$957,900,150
WFG	6,311,060	\$523,924,178
TRP	8,808,697	\$515,501,283
NA	4,192,878	\$359,488,677
RY	2,961,574	\$347,313,099
TD	4,174,096	\$345,049,476
CNQ	7,185,493	\$278,315,650
CM	1,690,535	\$209,822,754
SHOP	129,468	\$171,630,169
CP	342,645	\$159,116,453
BCE	2,634,262	\$151,610,593
ENB	3,074,077	\$142,428,134
SU	4,976,531	\$132,032,846
T	4,493,782	\$113,356,208
POW	3,365,153	\$110,719,860
BMO	976,561	\$110,484,532
CNR	706,936	\$103,609,151
RCI.B	1,667,742	\$99,484,812
MFC	3,364,753	\$91,568,796
FNV	548,895	\$85,826,715

ETF Trading

Daily Volume	22,651,507	Average Trade Value	\$9,566
Daily Value	\$489,897,393	Average Trade Size	442
# Trades	51,210	# of ETFs Traded	768

Top 10 ETFs by TSX Volume

Symbol	Market Volume	Market Value
XIU	2,536,968	\$71,658,829
BTCC.B	2,176,667	\$24,277,737
HNU	1,028,139	\$6,650,289
XEG	869,706	\$6,575,744
HOD	721,903	\$3,263,793
HQD	698,455	\$6,631,447
DLR	634,803	\$8,087,150
HND	613,884	\$6,000,547
HQU	572,038	\$22,823,720
HGU	541,308	\$8,259,552

Top 10 ETFs by TSX Value

Symbol	Market Volume	Market Value
XIU	2,536,968	\$71,658,829
BTCC.B	2,176,667	\$24,277,737
HQU	572,038	\$22,823,720
ZSP	282,561	\$15,497,201
XUT	515,787	\$15,284,612
ZEB	383,556	\$12,823,168
HSU	266,371	\$11,958,813
HXT	257,624	\$11,152,151
XQQ	107,679	\$10,838,202
XSP	244,009	\$10,402,933

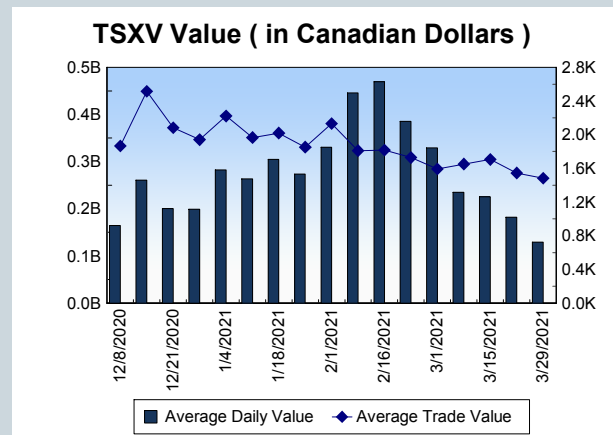
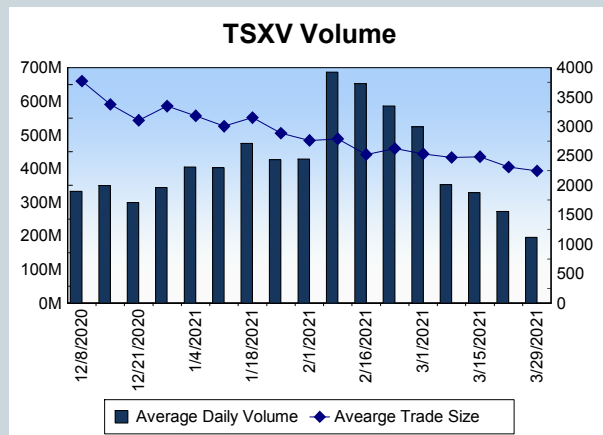
Block Trades	Non Block Trades
732	972,884

Top 5 Block Trade Brokers by Volume	
Broker	TSX Block Volume
GOLDMAN SACHS CANADA I	20,550,200
RBC CAPITAL MARKETS	13,191,100
BMO NESBITT BURNS INC.	11,986,050
TD SECURITIES INC.	11,655,400
MERRILL LYNCH CANADA LT	7,697,600

Top 5 Block Trade Symbols by Volume	
Symbol	TSX Block Volume
BNS	10,040,450
TRP	6,643,600
CNQ	5,611,400
WFG	5,055,200
NA	3,490,400

TSXV	
Daily Volume	188,892,330
Daily Value	\$123,187,986
Daily Trades	82,476
Daily Symbols Traded	1,276

TSXV ANONYMOUS TRADING	
Daily Volume	80,277,142
Daily Value	\$56,350,198
Average Trade Size	2,724
% TSXV Volume	42.50%



Top 20 TSXV Symbols by Volume		
Symbol	TSXV Volume	TSXV Value
AUL	8,504,557	\$465,611
CSTR	5,498,249	\$1,445,202
LITT	4,090,527	\$360,987
THRM	2,965,439	\$1,624,844
GTEC	2,530,171	\$1,907,378
HITI	1,890,280	\$1,570,929
MSP	1,845,712	\$392,502
HIVE	1,708,831	\$7,390,441
SRI	1,577,450	\$139,727
PBX	1,442,567	\$1,358,437
WATR	1,429,317	\$108,335
GIIL	1,365,455	\$1,357,665
NOU	1,355,259	\$2,182,395
EMM	1,263,049	\$808,388
NVT	1,233,192	\$39,266
ZMA	1,208,867	\$33,030
IVI	1,168,835	\$96,303
VXL	1,154,276	\$143,330
HVT	1,146,519	\$119,229
WMD	1,137,107	\$347,324

Top 20 TSXV Symbols by Value		
Symbol	TSXV Volume	TSXV Value
HIVE	1,708,831	\$7,390,441
BITF	977,431	\$6,101,720
TOI	69,577	\$5,153,959
DMGI	1,021,493	\$2,506,376
GPV	89,563	\$2,392,773
NOU	1,355,259	\$2,182,395
GTEC	2,530,171	\$1,907,378
PTQ	772,019	\$1,825,853
GRAT	1,124,206	\$1,809,288
CWRK	578,431	\$1,736,409
STC	411,499	\$1,648,475
THRM	2,965,439	\$1,624,844
HITI	1,890,280	\$1,570,929
CSTR	5,498,249	\$1,445,202
FD	64,532	\$1,434,441
QUIS	872,983	\$1,406,245
PGM	844,426	\$1,383,453
NFG	312,757	\$1,361,909
PBX	1,442,567	\$1,358,437
GIIL	1,365,455	\$1,357,665

Dark TSX/TSXV Trading			
Volume	13,491,310	Daily Trades	53,812
Value	375,130,401	Daily Symbols Traded	1,414