



April 5, 2021

For more information, email trading_sales@tsx.com
 Visit our blog at <http://exchange.tmx.com/>

Indices	April 5 Close	Previous Close	Change	% Change
S&P/TSX Composite Index	19,026.79			%
S&P/TSX 60 Index	1,135.31			%
S&P/TSX Venture Composite	961.25			%
S&P/TSX Completion Index	1,158.89			%
S&P/TSX Smallcap Index	735.68			%

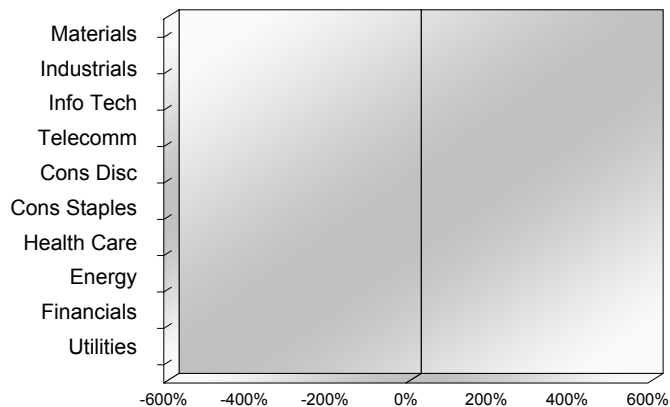
S&P/TSX Composite Index		
Advancers	Decliners	Unchanged
0	0	0

S&P/TSX Composite Index			
Top 10 Index Contributors		Top 10 Index Detractors	
Constituent	Index Contribution	Constituent	Index Contribution

S&P/TSX Composite Index			
Top 10 Advancers		Top 10 Decliners	
Constituent	Return	Constituent	Return
	%		%

S&P/TSX Composite Index				
Sector	# of Index Constituents	Weight	Market Cap (\$B)	Index Contribution
Materials	52	%	\$331.70	
Industrials	30	%	\$336.13	
Information Technology	11	%	\$266.18	
Communication Services	8	%	\$131.96	
Consumer Discretionary	13	%	\$110.37	
Consumer Staples	13	%	\$99.92	
Health Care	10	%	\$40.57	
Energy	24	%	\$338.89	
Financials	27	%	\$852.50	
Utilities	16	%	\$131.32	
S&P/TSX Composite Index	204	%	\$2,639.55	

S&P/TSX Composite Index - Sectors Returns



This report is published by TSX Inc. TSX Inc. does not guarantee either the completeness or the accuracy of this information. The information contained in this report is provided for informational purposes only and you agree not to rely upon the information contained in this report for any trading, business or financial purpose. These sheets are printed in Canada and issued by TSX Inc. under the express condition, to which everyone receiving or making use thereof assents, that no liability shall be incurred by TSX Inc. or its affiliated companies or any other vendor or donor, including, without limitation, for reliance on or for any errors or inaccuracies in this report. Neither TMX Group Limited, TSX Inc., nor any of their affiliated companies, guarantees the completeness of the information contained in this document and are not responsible for any errors or omission in or your use of, or reliance on, the information. This publication is under copyright. © 2015 TSX Inc. All rights reserved. Do not copy, distribute, sell or modify this publication without the prior written consent of TSX Inc. www.tmx.com/trading

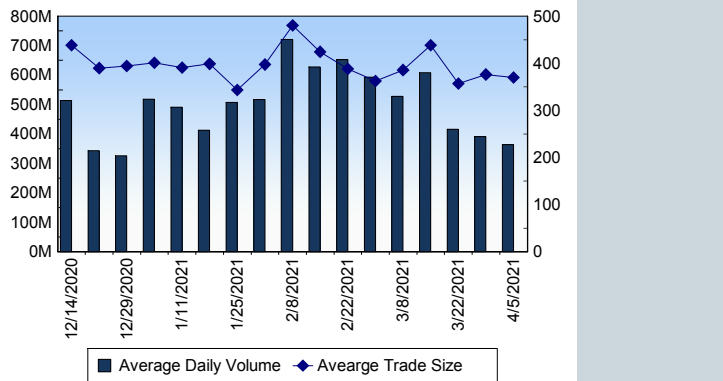
TSX

Daily Volume	363,987,133
Daily Value	\$9,906,501,454
Daily Trades	983,682
Daily Symbols Traded	2,106

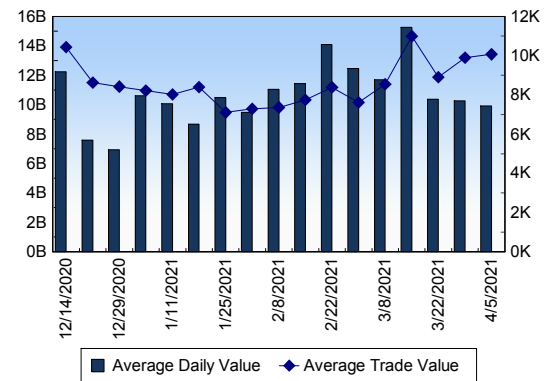
TSX ANONYMOUS TRADING

Daily Volume	145,407,922
Daily Value	\$4,285,542,792
Average Trade Size	316
% TSX Volume	39.95 %

TSX Volume



TSX Value (in Canadian Dollars)



Top 20 TSX Symbols by Volume

Symbol	TSX Volume	TSX Value
TD	13,343,482	\$1,112,217,560
TRP	11,077,177	\$651,574,839
SU	7,784,471	\$206,080,855
CNQ	7,614,694	\$294,399,607
BBD.B	7,246,535	\$7,114,689
RY	6,352,074	\$740,393,980
POW	6,000,580	\$198,330,650
CPG	5,823,102	\$30,131,423
BCE	4,954,028	\$284,728,344
WCP	4,562,949	\$25,290,871
BMO	4,546,490	\$516,559,055
BNS	4,248,295	\$332,656,617
DML	3,927,235	\$6,130,132
MGA	3,535,952	\$756,266
AQN	3,507,964	\$73,236,927
BB	3,438,549	\$38,786,445
T	3,410,376	\$86,736,084
AC	3,410,184	\$92,328,174
BTO	3,230,091	\$18,134,854
NXE	3,112,605	\$16,028,193

Top 20 TSX Symbols by Value

Symbol	TSX Volume	TSX Value
TD	13,343,482	\$1,112,217,560
RY	6,352,074	\$740,393,980
TRP	11,077,177	\$651,574,839
BMO	4,546,490	\$516,559,055
BNS	4,248,295	\$332,656,617
CM	2,488,746	\$309,387,048
CNQ	7,614,694	\$294,399,607
BCE	4,954,028	\$284,728,344
SU	7,784,471	\$206,080,855
POW	6,000,580	\$198,330,650
SHOP	74,476	\$107,585,916
ENB	2,116,702	\$97,734,519
PPL	2,575,966	\$94,392,617
MG	817,135	\$92,502,210
AC	3,410,184	\$92,328,174
WFG	961,121	\$91,288,217
T	3,410,376	\$86,736,084
CP	168,914	\$81,787,991
CNR	540,242	\$80,157,819
SJR.B	2,350,780	\$78,405,298

ETF Trading

Daily Volume	26,421,889	Average Trade Value	\$8,951
Daily Value	\$593,631,592	Average Trade Size	398
# Trades	66,321	# of ETFs Traded	807

Top 10 ETFs by TSX Volume

Symbol	Market Volume	Market Value
HND	2,344,195	\$24,592,956
HNU	1,804,074	\$10,704,499
XIU	1,648,732	\$47,361,640
XEG	1,186,304	\$9,038,456
ZSP	1,036,422	\$57,979,859
BTCC.B	1,035,470	\$11,425,953
HOD	868,336	\$4,053,940
XUT	604,945	\$18,313,183
ZEB	603,550	\$20,193,056
DLR	558,053	\$7,047,939

Top 10 ETFs by TSX Value

Symbol	Market Volume	Market Value
ZSP	1,036,422	\$57,979,859
XIU	1,648,732	\$47,361,640
HND	2,344,195	\$24,592,956
ZEB	603,550	\$20,193,056
XUT	604,945	\$18,313,183
HQU	408,161	\$18,010,106
VFV	179,309	\$16,209,459
XIC	424,019	\$12,838,562
XQQ	115,418	\$12,232,388
HOU	475,953	\$11,462,451

Block Trades

784

Non Block Trades

982,898

Top 5 Block Trade Brokers by Volume

Broker	TSX Block Volume
NATIONAL BANK FINANCIAL	24,462,400
RBC CAPITAL MARKETS	18,082,600
SCOTIA CAPITAL INC.	16,459,100
BMO NESBITT BURNS INC.	13,240,900
MORGAN STANLEY CANADA	10,036,200

Top 5 Block Trade Symbols by Volume

Symbol	TSX Block Volume
TD	10,443,100
TRP	9,861,600
POW	5,173,100
CNQ	5,161,600
RY	4,798,000

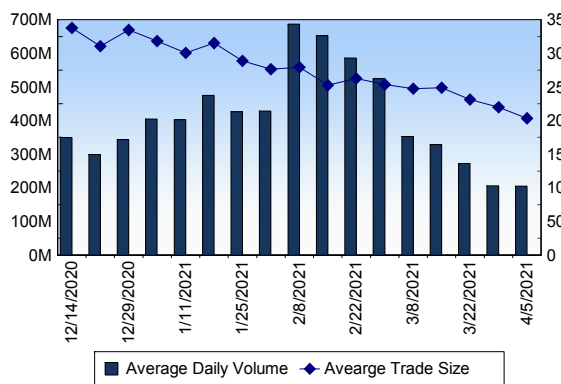
TSXV

Daily Volume	204,744,956
Daily Value	\$161,427,993
Daily Trades	100,682
Daily Symbols Traded	1,291

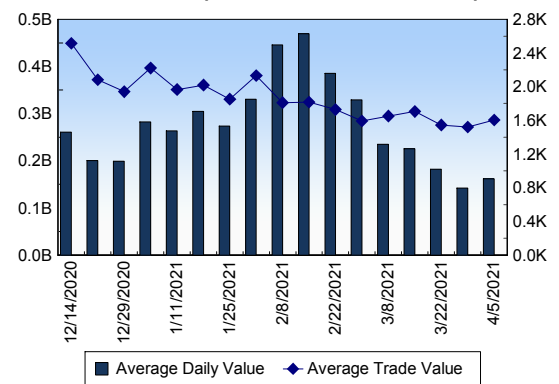
TSXV ANONYMOUS TRADING

Daily Volume	86,483,821
Daily Value	\$70,989,850
Average Trade Size	2,723
% TSXV Volume	42.24%

TSXV Volume



TSXV Value (in Canadian Dollars)



Top 20 TSXV Symbols by Volume

Symbol	TSXV Volume	TSXV Value
CTA	5,897,156	\$120,698
HIVE	4,008,609	\$21,339,921
CSTR	3,224,285	\$870,307
AUU	2,788,942	\$223,135
THRM	2,700,600	\$1,476,897
HITI	2,364,179	\$1,913,798
VEIN	2,231,702	\$223,029
DMR	2,061,513	\$200,481
KLY	1,814,764	\$81,276
DMGI	1,789,513	\$4,049,384
ZEN	1,641,388	\$3,519,534
IVI	1,588,021	\$115,691
MRS	1,512,133	\$1,012,925
BITF	1,433,858	\$9,313,600
PGM	1,352,555	\$1,840,021
HVT	1,338,832	\$160,684
BSK	1,258,846	\$302,262
NHHH	1,216,800	\$357,187
FUU	1,197,686	\$140,817
ROE	1,180,300	\$130,548

Top 20 TSXV Symbols by Value

Symbol	TSXV Volume	TSXV Value
HIVE	4,008,609	\$21,339,921
BITF	1,433,858	\$9,313,600
FD	348,513	\$7,634,531
TOI	63,700	\$5,297,394
DMGI	1,789,513	\$4,049,384
ZEN	1,641,388	\$3,519,534
GBRR	1,002,272	\$3,033,295
BNXA	345,726	\$2,457,958
GTT	725,576	\$2,336,982
HITI	2,364,179	\$1,913,798
TTR	476,005	\$1,861,360
PGM	1,352,555	\$1,840,021
IPA	118,796	\$1,825,782
RECO	540,120	\$1,793,224
GZZ	271,008	\$1,734,675
EXRO	332,709	\$1,659,158
GRAT	1,008,658	\$1,579,955
NFG	332,698	\$1,481,674
THRM	2,700,600	\$1,476,897
CWRK	423,474	\$1,470,177

Dark TSX/TSXV Trading

Volume	14,006,520	Daily Trades	59,280
Value	360,286,622	Daily Symbols Traded	1,396