



April 6, 2021

For more information, email trading_sales@tsx.com
 Visit our blog at <http://exchange.tmx.com/>

Indices	April 6 Close	Previous Close	Change	% Change
S&P/TSX Composite Index	19,104.14			%
S&P/TSX 60 Index	1,138.25			%
S&P/TSX Venture Composite	963.96			%
S&P/TSX Completion Index	1,169.83			%
S&P/TSX Smallcap Index	739.25			%

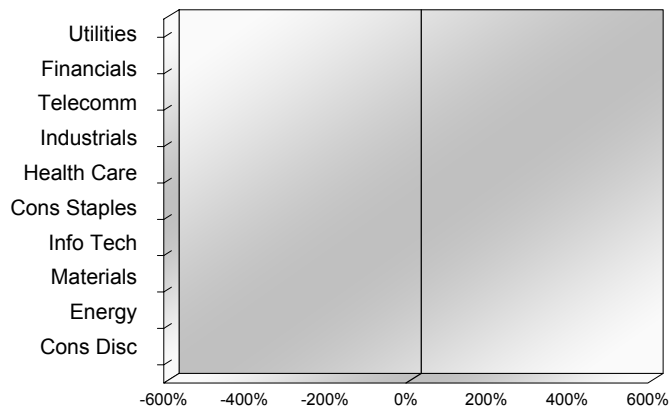
S&P/TSX Composite Index		
Advancers	Decliners	Unchanged
0	0	0

S&P/TSX Composite Index			
Top 10 Index Contributors		Top 10 Index Detractors	
Constituent	Index Contribution	Constituent	Index Contribution

S&P/TSX Composite Index			
Top 10 Advancers		Top 10 Decliners	
Constituent	Return	Constituent	Return
	%		%

S&P/TSX Composite Index				
Sector	# of Index Constituents	Weight	Market Cap (\$B)	Index Contribution
Utilities	16	%	\$132.21	
Financials	27	%	\$852.29	
Communication Services	8	%	\$132.70	
Industrials	30	%	\$335.18	
Health Care	10	%	\$39.84	
Consumer Staples	13	%	\$99.72	
Information Technology	11	%	\$268.92	
Materials	52	%	\$338.31	
Energy	24	%	\$340.33	
Consumer Discretionary	13	%	\$110.77	
S&P/TSX Composite Index	204	%	\$2,650.29	

S&P/TSX Composite Index - Sectors Returns



This report is published by TSX Inc. TSX Inc. does not guarantee either the completeness or the accuracy of this information. The information contained in this report is provided for informational purposes only and you agree not to rely upon the information contained in this report for any trading, business or financial purpose. These sheets are printed in Canada and issued by TSX Inc. under the express condition, to which everyone receiving or making use thereof assents, that no liability shall be incurred by TSX Inc. or its affiliated companies or any other vendor or donor, including, without limitation, for reliance on or for any errors or inaccuracies in this report. Neither TMX Group Limited, TSX Inc., nor any of their affiliated companies, guarantees the completeness of the information contained in this document and are not responsible for any errors or omission in or your use of, or reliance on, the information. This publication is under copyright. © 2015 TSX Inc. All rights reserved. Do not copy, distribute, sell or modify this publication without the prior written consent of TSX Inc. www.tmx.com/trading

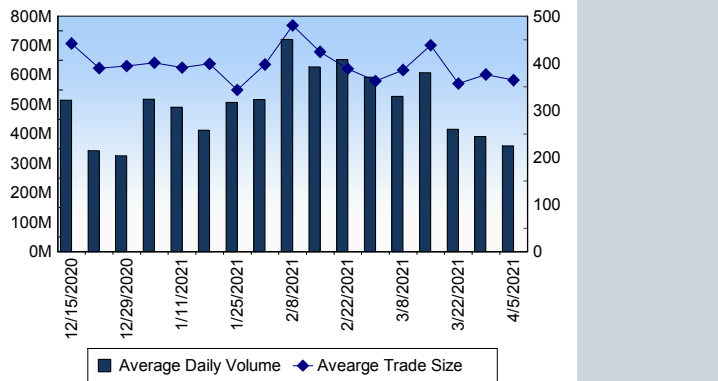
TSX

Daily Volume	355,099,211
Daily Value	\$8,746,345,547
Daily Trades	990,557
Daily Symbols Traded	2,110

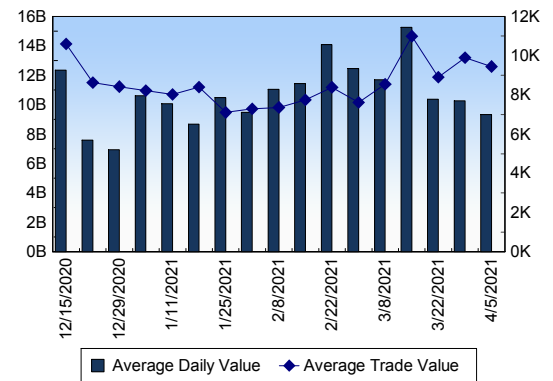
TSX ANONYMOUS TRADING

Daily Volume	149,956,379
Daily Value	\$4,099,944,083
Average Trade Size	307
% TSX Volume	42.23 %

TSX Volume



TSX Value (in Canadian Dollars)



Top 20 TSX Symbols by Volume

Symbol	TSX Volume	TSX Value
TD	17,138,035	\$1,430,785,737
BBD.B	8,506,284	\$8,432,271
TRP	6,573,327	\$387,737,985
BNS	5,861,811	\$458,774,606
NEXT	5,697,422	\$2,165,662
CPG	4,664,301	\$24,077,755
K	4,517,453	\$41,070,049
CVE	4,485,505	\$43,825,717
SU	4,469,887	\$119,350,930
POW	4,334,693	\$144,641,819
ARX	4,059,371	\$31,916,343
CNQ	4,003,437	\$156,819,108
ABX	3,905,565	\$102,713,558
BTO	3,593,246	\$20,622,091
WCP	3,562,679	\$20,553,329
DML	3,558,267	\$5,659,316
VII	3,511,562	\$30,213,506
BPY.UN	3,424,993	\$76,371,427
OGI	3,409,626	\$14,280,024
ZENA	3,316,749	\$393,091

Top 20 TSX Symbols by Value

Symbol	TSX Volume	TSX Value
TD	17,138,035	\$1,430,785,737
BNS	5,861,811	\$458,774,606
TRP	6,573,327	\$387,737,985
RY	1,680,086	\$195,845,185
SHOP	127,355	\$186,290,846
BCE	2,861,749	\$165,086,682
CNQ	4,003,437	\$156,819,108
BMO	1,332,869	\$150,889,795
POW	4,334,693	\$144,641,819
CNR	969,230	\$142,431,217
CP	289,563	\$137,974,645
SU	4,469,887	\$119,350,930
ENB	2,388,908	\$110,405,871
ABX	3,905,565	\$102,713,558
CM	777,669	\$96,580,370
RCI.B	1,592,455	\$94,436,574
FM	3,219,457	\$88,775,448
T	2,999,299	\$76,546,666
BPY.UN	3,424,993	\$76,371,427
AC	2,675,170	\$73,990,535

ETF Trading

Daily Volume	23,628,852	Average Trade Value	\$8,001
Daily Value	\$476,411,641	Average Trade Size	397
# Trades	59,544	# of ETFs Traded	789

Top 10 ETFs by TSX Volume

Symbol	Market Volume	Market Value
HNU	2,371,357	\$13,805,765
HND	1,375,052	\$14,710,014
XEG	1,181,926	\$9,122,851
XIU	1,110,902	\$31,970,424
BTCC.B	1,035,863	\$11,282,755
HOD	1,023,185	\$4,624,019
DLR	666,485	\$8,438,390
XUT	660,071	\$20,009,665
ZSP	601,626	\$33,778,539
HSD	519,477	\$4,708,180

Top 10 ETFs by TSX Value

Symbol	Market Volume	Market Value
ZSP	601,626	\$33,778,539
XIU	1,110,902	\$31,970,424
XUT	660,071	\$20,009,665
HND	1,375,052	\$14,710,014
HNU	2,371,357	\$13,805,765
ZEB	402,734	\$13,453,545
BTCC.B	1,035,863	\$11,282,755
XIC	332,346	\$10,097,281
XSP	213,935	\$9,398,117
XEG	1,181,926	\$9,122,851

Block Trades

829

Non Block Trades

989,728

Top 5 Block Trade Brokers by Volume

Broker	TSX Block Volume
TD SECURITIES INC.	15,762,000
BMO NESBITT BURNS INC.	12,195,300
RBC CAPITAL MARKETS	12,094,800
GOLDMAN SACHS CANADA I	11,231,800
NATIONAL BANK FINANCIAL	10,774,100

Top 5 Block Trade Symbols by Volume

Symbol	TSX Block Volume
TD	14,748,600
TRP	5,289,700
NEXT	4,458,000
BNS	4,454,000
POW	3,044,300

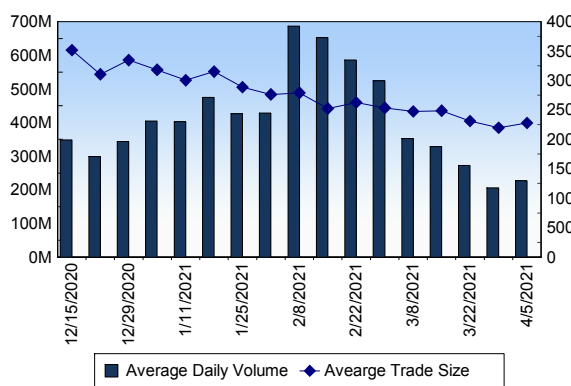
TSXV

Daily Volume	248,231,590
Daily Value	\$161,238,635
Daily Trades	98,175
Daily Symbols Traded	1,314

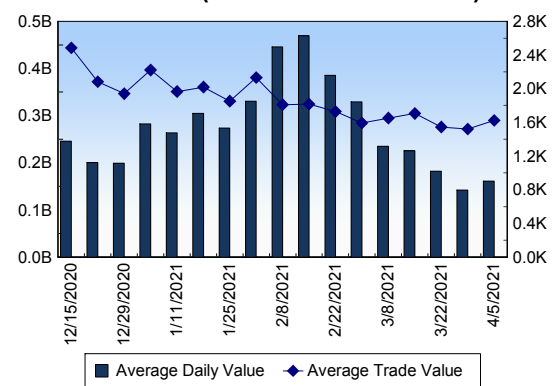
TSXV ANONYMOUS TRADING

Daily Volume	103,038,568
Daily Value	\$73,924,722
Average Trade Size	2,976
% TSXV Volume	41.51%

TSXV Volume



TSXV Value (in Canadian Dollars)



Top 20 TSXV Symbols by Volume

Symbol	TSXV Volume	TSXV Value
AUL	11,172,941	\$702,167
SRA	10,955,138	\$650,574
HIVE	4,278,205	\$22,195,977
KLY.WT.B	3,951,101	\$39,511
CSTR	3,156,812	\$823,980
RHC	2,797,683	\$2,274,272
RML	2,797,320	\$201,197
LXE	2,403,550	\$1,645,782
LITT	2,221,137	\$177,219
GDBO	2,207,800	\$74,167
DOC	2,177,115	\$4,477,046
CTA	1,974,580	\$40,273
GRAT	1,935,139	\$2,777,167
HITI	1,932,155	\$1,485,895
NDA	1,886,402	\$1,320,089
SPN	1,847,703	\$292,107
TM	1,741,353	\$433,389
DMGI	1,668,714	\$3,644,334
AGG	1,525,500	\$183,533
FORT	1,474,293	\$1,023,102

Top 20 TSXV Symbols by Value

Symbol	TSXV Volume	TSXV Value
HIVE	4,278,205	\$22,195,977
BITF	873,211	\$5,817,679
VMC	474,744	\$4,654,933
DOC	2,177,115	\$4,477,046
DMGI	1,668,714	\$3,644,334
BNXA	470,125	\$3,570,815
TOI	40,847	\$3,459,452
GRAT	1,935,139	\$2,777,167
RHC	2,797,683	\$2,274,272
FD	97,631	\$2,098,654
PGM	1,267,533	\$1,790,622
PRYM	575,124	\$1,750,588
EXRO	361,552	\$1,738,751
DME	508,935	\$1,730,795
LXE	2,403,550	\$1,645,782
KWE	911,424	\$1,554,409
HITI	1,932,155	\$1,485,895
NDA	1,886,402	\$1,320,089
GBRR	393,707	\$1,278,625
VXTR	1,248,259	\$1,269,197

Dark TSX/TSXV Trading

Volume	15,547,670	Daily Trades	55,953
Value	355,247,038	Daily Symbols Traded	1,409