



April 7, 2021

For more information, email trading_sales@tsx.com
 Visit our blog at <http://exchange.tmx.com/>

Indices	April 7 Close	Previous Close	Change	% Change
S&P/TSX Composite Index	19,129.07			%
S&P/TSX 60 Index	1,141.50			%
S&P/TSX Venture Composite	955.09			%
S&P/TSX Completion Index	1,164.81			%
S&P/TSX Smallcap Index	729.83			%

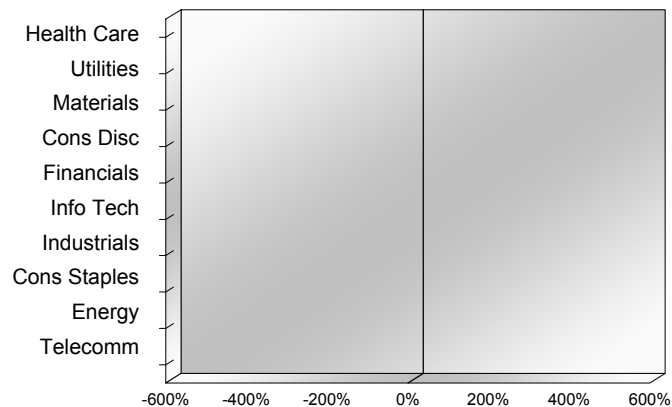
S&P/TSX Composite Index		
Advancers	Decliners	Unchanged
0	0	0

S&P/TSX Composite Index			
Top 10 Index Contributors		Top 10 Index Detractors	
Constituent	Index Contribution	Constituent	Index Contribution

S&P/TSX Composite Index			
Top 10 Advancers		Top 10 Decliners	
Constituent	Return	Constituent	Return
	%		%

S&P/TSX Composite Index				
Sector	# of Index Constituents	Weight	Market Cap (\$B)	Index Contribution
Health Care	10	%	\$39.00	
Utilities	16	%	\$132.03	
Materials	52	%	\$336.63	
Consumer Discretionary	13	%	\$111.15	
Financials	27	%	\$854.43	
Information Technology	11	%	\$270.23	
Industrials	30	%	\$336.01	
Consumer Staples	13	%	\$100.79	
Energy	24	%	\$339.68	
Communication Services	8	%	\$133.26	
S&P/TSX Composite Index	204	%	\$2,653.20	

S&P/TSX Composite Index - Sectors Returns



This report is published by TSX Inc. TSX Inc. does not guarantee either the completeness or the accuracy of this information. The information contained in this report is provided for informational purposes only and you agree not to rely upon the information contained in this report for any trading, business or financial purpose. These sheets are printed in Canada and issued by TSX Inc. under the express condition, to which everyone receiving or making use thereof assents, that no liability shall be incurred by TSX Inc. or its affiliated companies or any other vendor or donor, including, without limitation, for reliance on or for any errors or inaccuracies in this report. Neither TMX Group Limited, TSX Inc., nor any of their affiliated companies, guarantees the completeness of the information contained in this document and are not responsible for any errors or omission in or your use of, or reliance on, the information. This publication is under copyright. © 2015 TSX Inc. All rights reserved. Do not copy, distribute, sell or modify this publication without the prior written consent of TSX Inc. www.tmx.com/trading

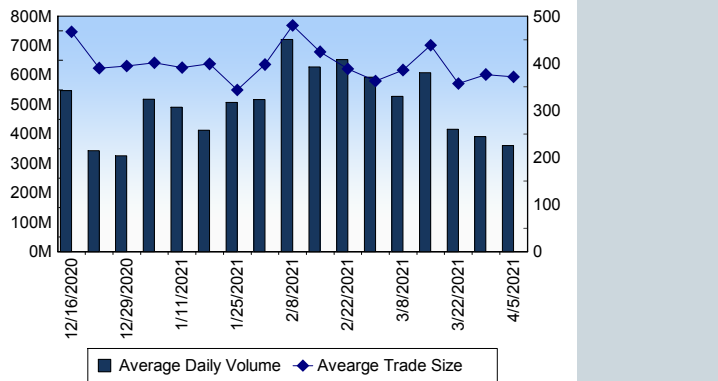
TSX

Daily Volume	363,024,451
Daily Value	\$9,485,995,211
Daily Trades	938,700
Daily Symbols Traded	2,051

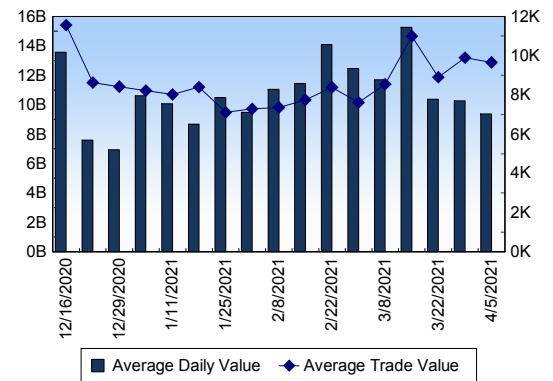
TSX ANONYMOUS TRADING

Daily Volume	155,663,411
Daily Value	\$4,418,741,510
Average Trade Size	343
% TSX Volume	42.88 %

TSX Volume



TSX Value (in Canadian Dollars)



Top 20 TSX Symbols by Volume

Symbol	TSX Volume	TSX Value
BBD.B	13,004,066	\$13,151,248
TD	10,717,833	\$896,675,767
TRP	9,981,200	\$593,676,169
MFC	9,690,049	\$264,883,810
ARX	7,298,089	\$55,875,496
BNS	6,482,895	\$506,680,455
CNQ	5,725,277	\$220,974,709
VII	4,912,804	\$41,544,603
NA	4,774,709	\$408,209,448
NEXT	4,554,546	\$1,896,447
CVE	3,901,025	\$37,736,801
BB	3,772,200	\$43,851,951
AC	3,608,980	\$100,893,850
CPG	3,557,690	\$17,962,011
WCP	3,461,824	\$19,684,926
SU	3,353,228	\$89,125,309
BMO	3,232,769	\$367,872,982
ACB	3,217,243	\$34,844,975
AQN	3,129,181	\$64,310,555
BTO	3,119,326	\$17,906,231

Top 20 TSX Symbols by Value

Symbol	TSX Volume	TSX Value
TD	10,717,833	\$896,675,767
TRP	9,981,200	\$593,676,169
BNS	6,482,895	\$506,680,455
NA	4,774,709	\$408,209,448
BMO	3,232,769	\$367,872,982
MFC	9,690,049	\$264,883,810
RY	1,907,333	\$222,219,770
CNQ	5,725,277	\$220,974,709
NTR	3,109,781	\$218,056,571
BCE	2,862,912	\$165,770,300
QSR	1,680,535	\$141,140,905
SHOP	96,277	\$140,913,015
ENB	2,812,899	\$130,400,638
CP	224,785	\$106,838,587
AC	3,608,980	\$100,893,850
POW	2,955,367	\$99,599,217
EMA	1,717,053	\$97,780,383
WFG	945,000	\$93,801,806
SU	3,353,228	\$89,125,309
ATD.B	2,124,873	\$88,758,745

ETF Trading

Daily Volume	22,545,578	Average Trade Value	\$8,243
Daily Value	\$466,553,904	Average Trade Size	398
# Trades	56,600	# of ETFs Traded	767

Top 10 ETFs by TSX Volume

Symbol	Market Volume	Market Value
BTCC.B	2,216,564	\$23,554,544
HND	1,957,268	\$20,379,085
XIU	1,231,754	\$35,538,234
HNU	1,142,217	\$6,788,315
ZEB	943,436	\$31,563,908
XEG	818,042	\$6,244,869
DLR	633,315	\$8,058,243
HOD	611,333	\$2,855,155
ZSP	608,894	\$34,384,152
HQD	556,130	\$4,719,192

Top 10 ETFs by TSX Value

Symbol	Market Volume	Market Value
XIU	1,231,754	\$35,538,234
ZSP	608,894	\$34,384,152
ZEB	943,436	\$31,563,908
BTCC.B	2,216,564	\$23,554,544
HND	1,957,268	\$20,379,085
XIC	379,416	\$11,549,915
HQU	226,359	\$10,075,407
VFV	105,889	\$9,661,952
XSP	201,548	\$8,853,932
HOU	348,662	\$8,443,350

Block Trades

884

Non Block Trades

937,816

Top 5 Block Trade Brokers by Volume

Broker	TSX Block Volume
SCOTIA CAPITAL INC.	26,935,770
GOLDMAN SACHS CANADA I	20,090,000
MERRILL LYNCH CANADA LT	14,392,500
BMO NESBITT BURNS INC.	14,329,400
RBC CAPITAL MARKETS	11,594,900

Top 5 Block Trade Symbols by Volume

Symbol	TSX Block Volume
TRP	8,769,300
MFC	7,838,500
TD	7,425,200
ARX	5,123,800
BNS	4,748,700

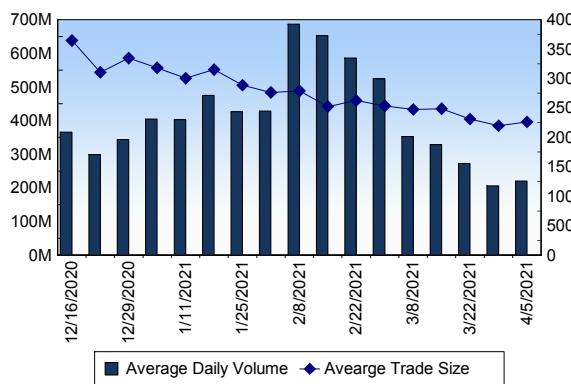
TSXV

Daily Volume	206,571,028
Daily Value	\$147,697,185
Daily Trades	92,733
Daily Symbols Traded	1,316

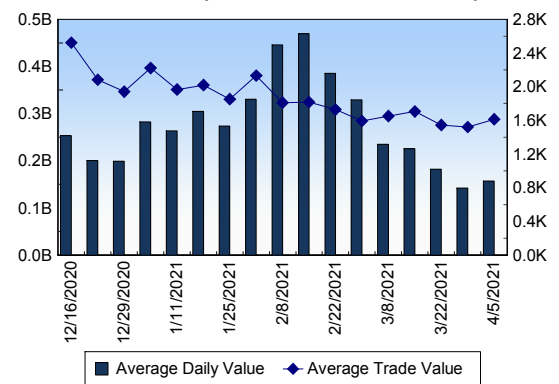
TSXV ANONYMOUS TRADING

Daily Volume	91,967,923
Daily Value	\$69,195,761
Average Trade Size	2,782
% TSXV Volume	44.52%

TSXV Volume



TSXV Value (in Canadian Dollars)



Top 20 TSXV Symbols by Volume

Symbol	TSXV Volume	TSXV Value
TZR	5,480,399	\$82,381
ILI	5,427,799	\$629,864
HIVE	3,573,296	\$17,463,887
HITI	3,207,530	\$2,369,481
CSTR	3,161,440	\$811,050
ID	2,944,209	\$117,749
NEXE	2,726,334	\$5,148,266
THRM	2,615,577	\$1,294,956
ARIC	2,501,000	\$140,240
DAC	2,446,759	\$244,931
LITT	2,366,622	\$177,606
WIN	2,280,906	\$913,634
DGHI	2,265,908	\$4,632,893
NXO	2,059,712	\$1,074,809
DMGI	1,895,091	\$3,827,782
RGD	1,867,464	\$158,856
NICL	1,817,392	\$360,014
GRAT	1,690,153	\$2,510,679
SRA	1,529,770	\$85,770
AFM	1,430,959	\$819,878

Top 20 TSXV Symbols by Value

Symbol	TSXV Volume	TSXV Value
HIVE	3,573,296	\$17,463,887
BITF	1,093,626	\$7,108,711
TOI	70,043	\$6,261,139
NEXE	2,726,334	\$5,148,266
DGHI	2,265,908	\$4,632,893
DMGI	1,895,091	\$3,827,782
PRYM	948,141	\$2,872,159
BNXA	392,314	\$2,863,678
GRAT	1,690,153	\$2,510,679
HITI	3,207,530	\$2,369,481
VMC	228,604	\$2,186,858
EXRO	470,177	\$2,172,226
DOC	1,009,442	\$2,092,305
NOU	96,667	\$1,681,026
FD	70,908	\$1,519,244
RECO	389,653	\$1,361,135
THRM	2,615,577	\$1,294,956
DME	351,672	\$1,220,424
GDNP	947,154	\$1,211,363
PGM	770,325	\$1,117,841

Dark TSX/TSXV Trading

Volume	14,073,530	Daily Trades	61,078
Value	349,273,810	Daily Symbols Traded	1,335