



April 16, 2021

For more information, email trading_sales@tsx.com
 Visit our blog at <http://exchange.tmx.com/>

Indices	April 16 Close	Previous Close	Change	% Change
S&P/TSX Composite Index	19,351.32			%
S&P/TSX 60 Index	1,153.58			%
S&P/TSX Venture Composite	944.46			%
S&P/TSX Completion Index	1,182.76			%
S&P/TSX Smallcap Index	738.08			%

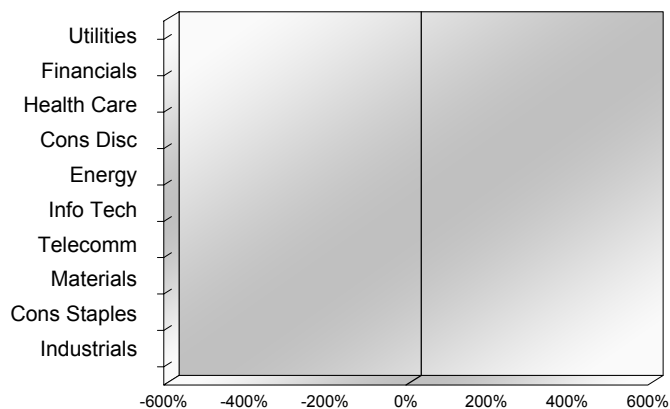
S&P/TSX Composite Index		
Advancers	Decliners	Unchanged
0	0	0

S&P/TSX Composite Index			
Top 10 Index Contributors		Top 10 Index Detractors	
Constituent	Index Contribution	Constituent	Index Contribution

S&P/TSX Composite Index			
Top 10 Advancers		Top 10 Decliners	
Constituent	Return	Constituent	Return
	%		%

S&P/TSX Composite Index				
Sector	# of Index Constituents	Weight	Market Cap (\$B)	Index Contribution
Utilities	16	%	\$131.99	
Financials	27	%	\$859.68	
Health Care	10	%	\$36.22	
Consumer Discretionary	13	%	\$113.84	
Energy	23	%	\$339.21	
Information Technology	11	%	\$278.30	
Communication Services	8	%	\$135.25	
Materials	52	%	\$353.59	
Consumer Staples	13	%	\$100.08	
Industrials	30	%	\$335.63	
S&P/TSX Composite Index	203	%	\$2,683.78	

S&P/TSX Composite Index - Sectors Returns



This report is published by TSX Inc. TSX Inc. does not guarantee either the completeness or the accuracy of this information. The information contained in this report is provided for informational purposes only and you agree not to rely upon the information contained in this report for any trading, business or financial purpose. These sheets are printed in Canada and issued by TSX Inc. under the express condition, to which everyone receiving or making use thereof assents, that no liability shall be incurred by TSX Inc. or its affiliated companies or any other vendor or donor, including, without limitation, for reliance on or for any errors or inaccuracies in this report. Neither TMX Group Limited, TSX Inc., nor any of their affiliated companies, guarantees the completeness of the information contained in this document and are not responsible for any errors or omission in or your use of, or reliance on, the information. This publication is under copyright. © 2015 TSX Inc. All rights reserved. Do not copy, distribute, sell or modify this publication without the prior written consent of TSX Inc. www.tmx.com/trading

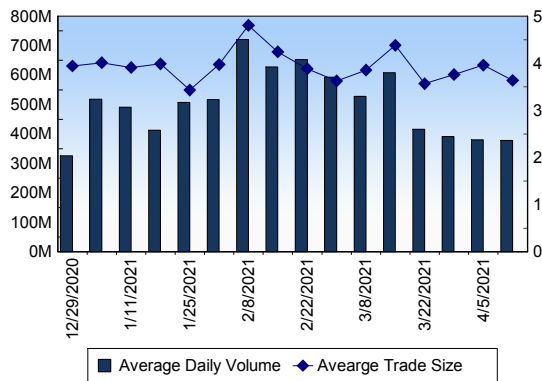
TSX

Daily Volume	393,137,666
Daily Value	\$10,077,118,650
Daily Trades	983,258
Daily Symbols Traded	2,101

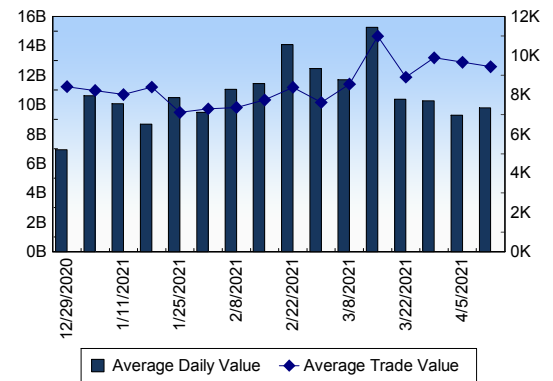
TSX ANONYMOUS TRADING

Daily Volume	164,792,761
Daily Value	\$4,550,091,779
Average Trade Size	360
% TSX Volume	41.92 %

TSX Volume



TSX Value (in Canadian Dollars)



Top 20 TSX Symbols by Volume

Symbol	TSX Volume	TSX Value
INE	14,833,910	\$347,053,825
AQN	13,169,785	\$265,920,919
BLX	10,477,999	\$456,401,503
BLDP	10,288,389	\$276,113,213
FIRE	8,697,301	\$3,267,890
ENB	7,887,998	\$367,770,428
ZENA	6,986,434	\$703,406
NPI	6,376,688	\$278,304,167
AC	6,006,113	\$149,826,093
BBD.B	5,549,174	\$4,943,720
RY	5,376,868	\$636,770,285
BTO	4,803,272	\$30,267,649
ABX	4,438,283	\$123,352,646
TD	4,232,624	\$350,704,972
CVE	4,020,258	\$40,185,530
BNS	3,954,978	\$306,906,038
SU	3,802,129	\$100,030,191
NCU	3,699,465	\$668,764
BCE	3,646,950	\$211,884,124
RNW	3,553,452	\$71,611,906

Top 20 TSX Symbols by Value

Symbol	TSX Volume	TSX Value
RY	5,376,868	\$636,770,285
BLX	10,477,999	\$456,401,503
ENB	7,887,998	\$367,770,428
TD	4,232,624	\$350,704,972
INE	14,833,910	\$347,053,825
BNS	3,954,978	\$306,906,038
NPI	6,376,688	\$278,304,167
BLDP	10,288,389	\$276,113,213
AQN	13,169,785	\$265,920,919
BCE	3,646,950	\$211,884,124
BMO	1,815,423	\$208,308,390
BEPC	3,056,855	\$178,183,466
SHOP	102,684	\$154,952,173
CM	1,222,495	\$152,458,184
AC	6,006,113	\$149,826,093
TRP	2,394,996	\$142,952,005
CNR	880,027	\$130,394,619
STN	2,128,514	\$125,152,045
ABX	4,438,283	\$123,352,646
SJR.B	3,276,661	\$114,661,878

ETF Trading

Daily Volume	21,544,865	Average Trade Value	\$8,649
Daily Value	\$487,204,591	Average Trade Size	382
# Trades	56,332	# of ETFs Traded	779

Top 10 ETFs by TSX Volume

Symbol	Market Volume	Market Value
XIU	1,290,546	\$37,630,458
BTCC.B	1,101,848	\$12,650,152
ZSP	992,558	\$56,927,608
HND	942,551	\$8,770,972
XEG	877,525	\$6,703,656
ZCN	797,798	\$20,770,283
DLR	758,090	\$9,557,125
BTCC.U	749,571	\$8,746,352
FCSB	574,754	\$14,902,908
DLR.U	501,732	\$5,058,358

Top 10 ETFs by TSX Value

Symbol	Market Volume	Market Value
ZSP	992,558	\$56,927,608
XIU	1,290,546	\$37,630,458
ZCN	797,798	\$20,770,283
FCSB	574,754	\$14,902,908
BTCC.B	1,101,848	\$12,650,152
VFV	112,942	\$10,481,682
XGD	489,948	\$9,587,235
DLR	758,090	\$9,557,125
GDEP.B	466,800	\$9,186,624
HND	942,551	\$8,770,972

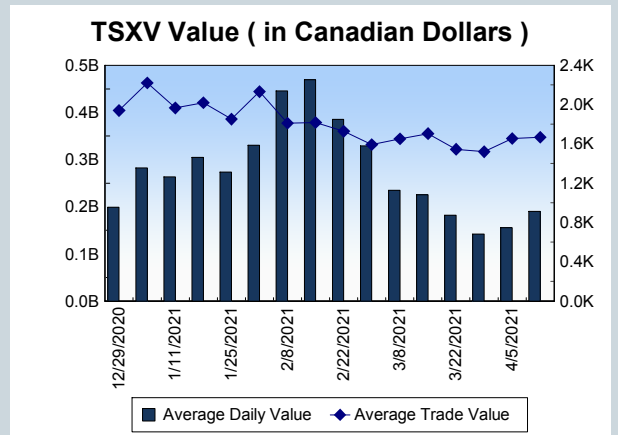
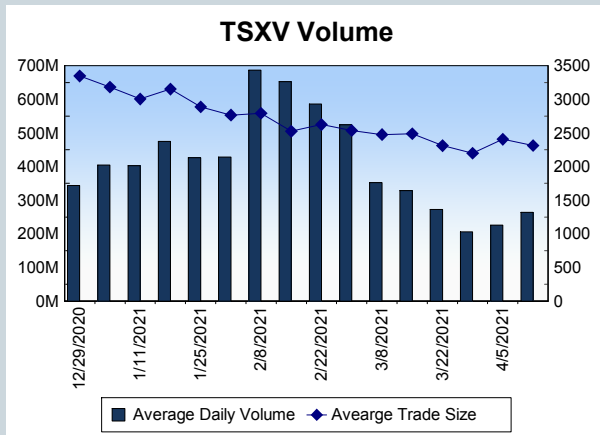
Block Trades	Non Block Trades
1,522	981,736

Top 5 Block Trade Brokers by Volume	
Broker	TSX Block Volume
MORGAN STANLEY CANADA	23,443,400
GOLDMAN SACHS CANADA I	20,403,300
BMO NESBITT BURNS INC.	20,286,500
NATIONAL BANK FINANCIAL	19,389,800
TD SECURITIES INC.	19,387,100

Top 5 Block Trade Symbols by Volume	
Symbol	TSX Block Volume
INE	12,813,700
AQN	10,304,800
BLX	8,857,900
BLDP	7,182,100
ENB	5,266,800

TSXV	
Daily Volume	271,920,491
Daily Value	\$188,604,648
Daily Trades	107,358
Daily Symbols Traded	1,307

TSXV ANONYMOUS TRADING	
Daily Volume	119,993,597
Daily Value	\$89,577,247
Average Trade Size	3,092
% TSXV Volume	44.13%



Top 20 TSXV Symbols by Volume		
Symbol	TSXV Volume	TSXV Value
ROE	22,523,330	\$5,930,754
TZR	14,207,000	\$72,120
VPT	4,965,481	\$2,954,486
NDA	4,860,182	\$5,396,354
CLAS	4,650,302	\$291,210
RECO	4,204,474	\$28,916,676
CSTR	4,173,302	\$1,217,898
QYOU	3,508,949	\$1,118,834
SOLR	3,483,221	\$1,029,514
LITT	3,002,623	\$184,815
HIVE	2,908,784	\$12,820,718
HITI	2,870,029	\$1,818,867
SGI	2,560,732	\$1,795,141
FNC	2,290,000	\$281,663
EAU	2,012,050	\$144,034
MAE	2,004,833	\$373,966
FDR	1,944,050	\$972,045
PBX	1,865,874	\$1,246,615
PUL	1,722,000	\$34,190
AUL	1,563,522	\$94,152

Top 20 TSXV Symbols by Value		
Symbol	TSXV Volume	TSXV Value
RECO	4,204,474	\$28,916,676
HIVE	2,908,784	\$12,820,718
TOI	72,461	\$6,380,168
BITF	1,146,112	\$5,990,316
ROE	22,523,330	\$5,930,754
NDA	4,860,182	\$5,396,354
VPT	4,965,481	\$2,954,486
NFG	456,544	\$2,397,334
DMGI	1,415,070	\$2,343,067
SDE	519,397	\$2,152,966
DGHI	1,002,795	\$2,127,338
GBR	120,086	\$1,858,924
FD	99,483	\$1,830,248
HITI	2,870,029	\$1,818,867
SGI	2,560,732	\$1,795,141
FLT	1,394,365	\$1,746,349
NOU	122,619	\$1,684,656
SVI	354,591	\$1,606,213
NEXE	929,114	\$1,571,393
GPV	68,134	\$1,558,335

Dark TSX/TSXV Trading			
Volume	16,012,300	Daily Trades	62,825
Value	430,298,496	Daily Symbols Traded	1,421