



April 19, 2021

For more information, email trading_sales@tsx.com
 Visit our blog at <http://exchange.tmx.com/>

Indices	April 19 Close	Previous Close	Change	% Change
S&P/TSX Composite Index	19,204.42			%
S&P/TSX 60 Index	1,145.18			%
S&P/TSX Venture Composite	929.17			%
S&P/TSX Completion Index	1,172.45			%
S&P/TSX Smallcap Index	733.45			%

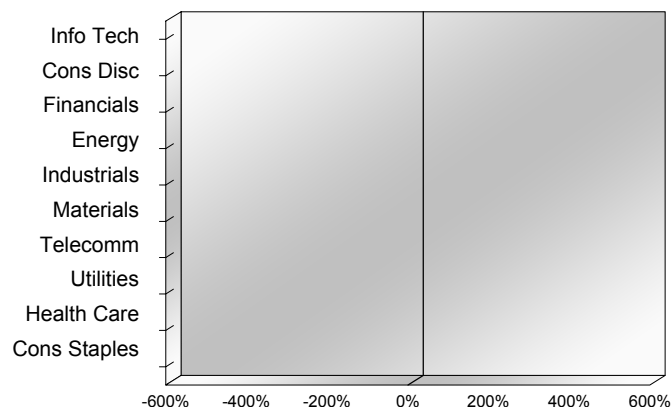
S&P/TSX Composite Index		
Advancers	Decliners	Unchanged
0	0	0

S&P/TSX Composite Index			
Top 10 Index Contributors		Top 10 Index Detractors	
Constituent	Index Contribution	Constituent	Index Contribution

S&P/TSX Composite Index			
Top 10 Advancers		Top 10 Decliners	
Constituent	Return	Constituent	Return
	%		%

S&P/TSX Composite Index				
Sector	# of Index Constituents	Weight	Market Cap (\$B)	Index Contribution
Information Technology	11	%	\$267.34	
Consumer Discretionary	13	%	\$113.50	
Financials	27	%	\$856.46	
Energy	23	%	\$338.84	
Industrials	30	%	\$334.10	
Materials	52	%	\$350.90	
Communication Services	8	%	\$135.21	
Utilities	16	%	\$131.17	
Health Care	10	%	\$35.91	
Consumer Staples	13	%	\$100.52	
S&P/TSX Composite Index	203	%	\$2,663.95	

S&P/TSX Composite Index - Sectors Returns



This report is published by TSX Inc. TSX Inc. does not guarantee either the completeness or the accuracy of this information. The information contained in this report is provided for informational purposes only and you agree not to rely upon the information contained in this report for any trading, business or financial purpose. These sheets are printed in Canada and issued by TSX Inc. under the express condition, to which everyone receiving or making use thereof assents, that no liability shall be incurred by TSX Inc. or its affiliated companies or any other vendor or donor, including, without limitation, for reliance on or for any errors or inaccuracies in this report. Neither TMX Group Limited, TSX Inc., nor any of their affiliated companies, guarantees the completeness of the information contained in this document and are not responsible for any errors or omission in or your use of, or reliance on, the information. This publication is under copyright. © 2015 TSX Inc. All rights reserved. Do not copy, distribute, sell or modify this publication without the prior written consent of TSX Inc. www.tmx.com/trading

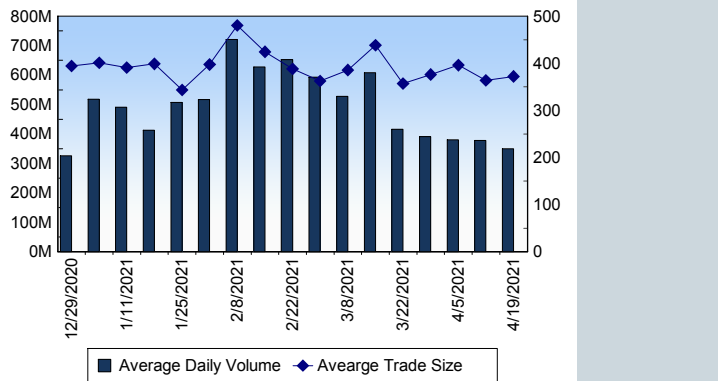
TSX

Daily Volume	349,574,133
Daily Value	\$8,946,090,551
Daily Trades	939,163
Daily Symbols Traded	2,113

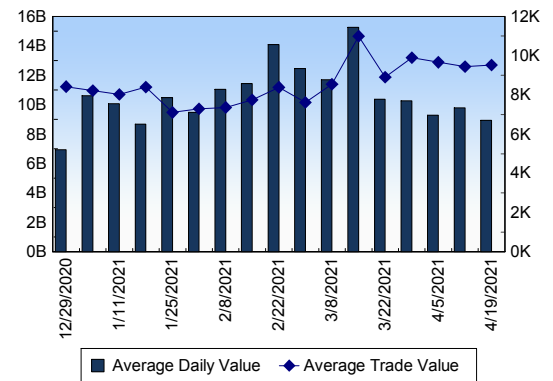
TSX ANONYMOUS TRADING

Daily Volume	136,170,643
Daily Value	\$3,717,092,514
Average Trade Size	315
% TSX Volume	38.95 %

TSX Volume



TSX Value (in Canadian Dollars)



Top 20 TSX Symbols by Volume

Symbol	TSX Volume	TSX Value
ENB	19,283,186	\$902,793,362
BBD.B	9,258,974	\$8,402,260
RY	8,480,249	\$1,000,733,108
GXE	6,628,370	\$3,323,988
MFC	5,657,293	\$152,950,749
ARX	5,409,504	\$42,219,674
TRP	4,528,629	\$269,991,107
TD	4,101,249	\$338,078,048
ZENA	4,061,299	\$413,675
AC	4,027,277	\$98,733,595
BTCC.B	4,013,382	\$41,790,036
SU	3,576,141	\$93,392,681
FIRE	3,332,482	\$1,276,517
BTO	3,029,219	\$18,980,613
APHA	2,867,223	\$51,680,741
ABX	2,800,846	\$77,679,478
HUT	2,780,032	\$18,422,312
FTS	2,774,878	\$153,212,960
BNS	2,731,938	\$211,210,053
CVE	2,710,603	\$26,935,552

Top 20 TSX Symbols by Value

Symbol	TSX Volume	TSX Value
RY	8,480,249	\$1,000,733,108
ENB	19,283,186	\$902,793,362
TD	4,101,249	\$338,078,048
TRP	4,528,629	\$269,991,107
BNS	2,731,938	\$211,210,053
SHOP	130,253	\$189,034,798
BMO	1,604,933	\$183,625,381
NA	1,805,028	\$158,046,390
FTS	2,774,878	\$153,212,960
MFC	5,657,293	\$152,950,749
CM	1,217,704	\$151,889,353
WFG	1,087,638	\$115,734,964
AC	4,027,277	\$98,733,595
CNR	649,682	\$96,434,155
CNQ	2,461,950	\$94,327,916
SU	3,576,141	\$93,392,681
QSR	1,075,022	\$89,352,427
NTR	1,316,044	\$89,278,926
ABX	2,800,846	\$77,679,478
EMA	1,349,730	\$76,528,532

ETF Trading

Daily Volume	26,765,015	Average Trade Value	\$7,094
Daily Value	\$563,505,706	Average Trade Size	337
# Trades	79,436	# of ETFs Traded	786

Top 10 ETFs by TSX Volume

Symbol	Market Volume	Market Value
BTCC.B	4,013,382	\$41,790,036
XIU	2,177,095	\$63,146,013
BTCC.U	1,376,472	\$14,543,991
BTCC	1,190,173	\$13,852,553
HND	915,878	\$8,218,204
HUV	734,984	\$13,625,201
XEG	716,415	\$5,434,795
XUT	689,982	\$20,752,301
ZSP	671,977	\$38,482,030
DLR	597,543	\$7,541,490

Top 10 ETFs by TSX Value

Symbol	Market Volume	Market Value
XIU	2,177,095	\$63,146,013
BTCC.B	4,013,382	\$41,790,036
ZSP	671,977	\$38,482,030
XUT	689,982	\$20,752,301
ZEB	438,811	\$14,755,476
BTCC.U	1,376,472	\$14,543,991
VFV	154,647	\$14,315,284
BTCC	1,190,173	\$13,852,553
HUV	734,984	\$13,625,201
XIC	428,320	\$13,116,869

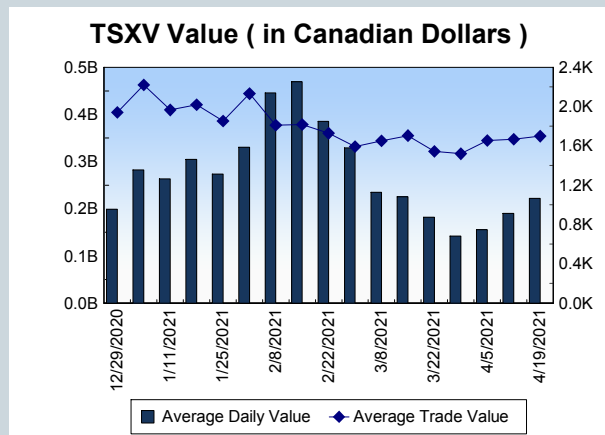
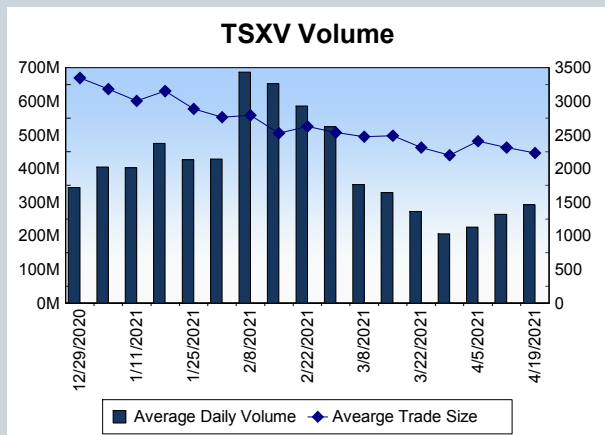
Block Trades	Non Block Trades
940	938,223

Top 5 Block Trade Brokers by Volume	
Broker	TSX Block Volume
SCOTIA CAPITAL INC.	34,405,600
GOLDMAN SACHS CANADA I	27,265,200
BMO NESBITT BURNS INC.	9,468,400
VIRTU ITG CANADA CORP	8,059,800
TD SECURITIES INC.	7,937,600

Top 5 Block Trade Symbols by Volume	
Symbol	TSX Block Volume
ENB	17,251,400
RY	6,577,900
GXE	4,717,500
TRP	3,550,500
MFC	3,247,500

TSXV	
Daily Volume	291,914,031
Daily Value	\$222,355,530
Daily Trades	130,861
Daily Symbols Traded	1,317

TSXV ANONYMOUS TRADING	
Daily Volume	134,880,498
Daily Value	\$111,784,116
Average Trade Size	3,021
% TSXV Volume	46.21%



Top 20 TSXV Symbols by Volume		
Symbol	TSXV Volume	TSXV Value
ROE	32,959,516	\$11,844,315
THRM	8,768,079	\$4,401,003
HIVE	5,545,446	\$21,635,963
RECO	4,747,131	\$43,918,791
SOLR	4,665,256	\$1,220,572
CLAS	4,542,388	\$227,276
CSTR	4,498,475	\$1,224,572
DMGI	4,145,348	\$5,962,808
QYOU	3,607,884	\$1,208,386
VPT	3,492,116	\$2,211,291
TZR	3,072,595	\$30,726
NXS	2,806,629	\$140,564
DAC	2,652,308	\$264,923
NDA	2,618,638	\$2,870,611
HITI	2,452,472	\$1,540,317
BARU	2,410,113	\$233,709
SEV	2,402,539	\$72,298
BITF	2,359,676	\$10,496,351
FLT	2,222,351	\$2,605,346
LME	2,147,102	\$722,956

Top 20 TSXV Symbols by Value		
Symbol	TSXV Volume	TSXV Value
RECO	4,747,131	\$43,918,791
HIVE	5,545,446	\$21,635,963
ROE	32,959,516	\$11,844,315
BITF	2,359,676	\$10,496,351
DMGI	4,145,348	\$5,962,808
TOI	63,166	\$5,461,448
THRM	8,768,079	\$4,401,003
NDA	2,618,638	\$2,870,611
FLT	2,222,351	\$2,605,346
VPT	3,492,116	\$2,211,291
NFG	385,083	\$2,116,722
GBR	126,625	\$1,862,812
PGM	1,281,536	\$1,840,241
SLL	410,989	\$1,656,194
DOC	831,660	\$1,642,725
HITI	2,452,472	\$1,540,317
NOU	101,829	\$1,480,333
SDE	335,711	\$1,472,325
DGHI	736,836	\$1,427,364
VXTR	1,465,918	\$1,341,693

Dark TSX/TSXV Trading			
Volume	15,600,710	Daily Trades	58,375
Value	351,760,837	Daily Symbols Traded	1,417