



April 21, 2021

For more information, email trading_sales@tsx.com
 Visit our blog at <http://exchange.tmx.com/>

Indices	April 21 Close	Previous Close	Change	% Change
S&P/TSX Composite Index	19,143.25			%
S&P/TSX 60 Index	1,139.72			%
S&P/TSX Venture Composite	928.91			%
S&P/TSX Completion Index	1,175.44			%
S&P/TSX Smallcap Index	738.48			%

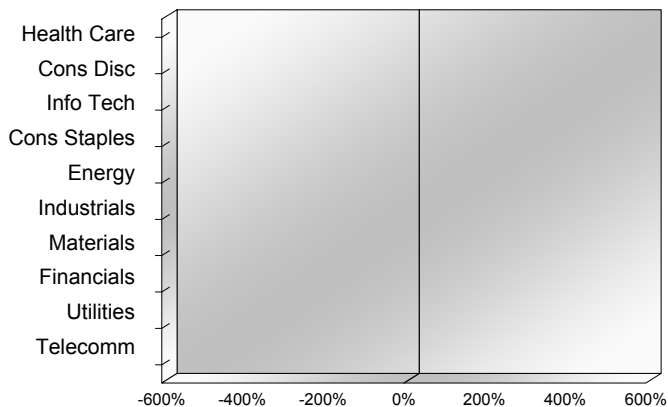
S&P/TSX Composite Index		
Advancers	Decliners	Unchanged
0	0	0

S&P/TSX Composite Index			
Top 10 Index Contributors		Top 10 Index Detractors	
Constituent	Index Contribution	Constituent	Index Contribution

S&P/TSX Composite Index			
Top 10 Advancers		Top 10 Decliners	
Constituent	Return	Constituent	Return
	%		%

S&P/TSX Composite Index				
Sector	# of Index Constituents	Weight	Market Cap (\$B)	Index Contribution
Health Care	10	%	\$35.72	
Consumer Discretionary	13	%	\$114.47	
Information Technology	11	%	\$267.04	
Consumer Staples	13	%	\$101.29	
Energy	23	%	\$334.62	
Industrials	30	%	\$325.76	
Materials	52	%	\$356.06	
Financials	27	%	\$852.08	
Utilities	16	%	\$132.10	
Communication Services	8	%	\$135.46	
S&P/TSX Composite Index	203	%	\$2,654.59	

S&P/TSX Composite Index - Sectors Returns



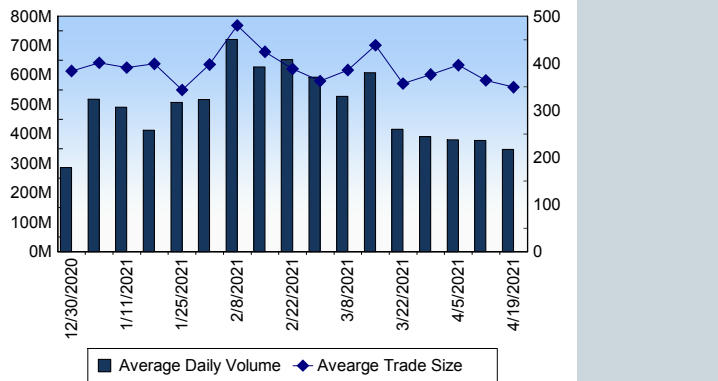
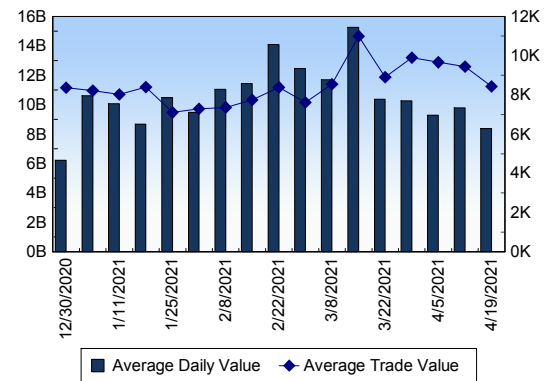
This report is published by TSX Inc. TSX Inc. does not guarantee either the completeness or the accuracy of this information. The information contained in this report is provided for informational purposes only and you agree not to rely upon the information contained in this report for any trading, business or financial purpose. These sheets are printed in Canada and issued by TSX Inc. under the express condition, to which everyone receiving or making use thereof assents, that no liability shall be incurred by TSX Inc. or its affiliated companies or any other vendor or donor, including, without limitation, for reliance on or for any errors or inaccuracies in this report. Neither TMX Group Limited, TSX Inc., nor any of their affiliated companies, guarantees the completeness of the information contained in this document and are not responsible for any errors or omission in or your use of, or reliance on, the information. This publication is under copyright. © 2015 TSX Inc. All rights reserved. Do not copy, distribute, sell or modify this publication without the prior written consent of TSX Inc. www.tmx.com/trading

TSX

Daily Volume	322,584,611
Daily Value	\$7,484,957,759
Daily Trades	951,469
Daily Symbols Traded	2,082

TSX ANONYMOUS TRADING

Daily Volume	141,967,153
Daily Value	\$3,557,982,803
Average Trade Size	306
% TSX Volume	44.01 %

TSX Volume**TSX Value (in Canadian Dollars)****Top 20 TSX Symbols by Volume**

Symbol	TSX Volume	TSX Value
ZENA	7,041,273	\$710,016
TBP	6,256,308	\$1,315,102
MFC	4,669,052	\$123,533,877
BBD.B	4,345,669	\$3,968,239
BTO	4,074,457	\$26,649,635
RY	4,072,331	\$470,576,417
IPL	3,764,543	\$67,934,976
K	3,735,111	\$36,087,291
AC	3,685,372	\$86,452,844
FIRE	3,530,038	\$1,293,948
TD	3,469,165	\$286,155,761
SU	3,447,914	\$87,363,890
CVE	3,395,671	\$31,623,852
ABX	3,315,079	\$94,252,261
ENB	3,188,948	\$148,527,409
LUN	3,070,481	\$46,469,024
BNS	3,061,459	\$236,586,634
WCP	2,883,955	\$15,382,208
NPI	2,822,665	\$123,729,785
ARX	2,788,930	\$20,976,474

Top 20 TSX Symbols by Value

Symbol	TSX Volume	TSX Value
RY	4,072,331	\$470,576,417
TD	3,469,165	\$286,155,761
CNR	1,797,849	\$250,936,160
BNS	3,061,459	\$236,586,634
CP	432,062	\$193,217,302
BMO	1,621,024	\$183,877,164
WFG	1,552,440	\$149,891,331
TRP	2,490,895	\$148,901,637
ENB	3,188,948	\$148,527,409
SHOP	87,416	\$124,517,776
CM	999,250	\$123,918,570
NPI	2,822,665	\$123,729,785
MFC	4,669,052	\$123,533,877
BCE	2,055,992	\$120,148,271
ABX	3,315,079	\$94,252,261
NTR	1,352,155	\$90,877,525
SU	3,447,914	\$87,363,890
AC	3,685,372	\$86,452,844
WCN	589,592	\$86,263,708
FTS	1,527,543	\$85,524,387

ETF Trading

Daily Volume	24,762,765	Average Trade Value	\$8,789
Daily Value	\$519,270,694	Average Trade Size	419
# Trades	59,080	# of ETFs Traded	778

Top 10 ETFs by TSX Volume

Symbol	Market Volume	Market Value
XEG	1,965,149	\$14,349,258
XIU	1,822,239	\$52,455,462
DLR	1,389,625	\$17,574,475
BTCC.B	945,135	\$9,855,327
HOD	811,687	\$3,460,966
ETHX.B	733,749	\$8,158,171
HND	618,087	\$5,672,724
ZEB	553,187	\$18,486,850
FIE	515,499	\$3,893,005
XIC	510,916	\$15,515,675

Top 10 ETFs by TSX Value

Symbol	Market Volume	Market Value
XIU	1,822,239	\$52,455,462
ZSP	351,213	\$20,004,595
ZEB	553,187	\$18,486,850
DLR	1,389,625	\$17,574,475
XIC	510,916	\$15,515,675
XEG	1,965,149	\$14,349,258
VFV	141,106	\$13,026,184
HQU	228,612	\$10,501,460
BTCC.B	945,135	\$9,855,327
HGU	418,125	\$8,495,972

Block Trades

812

Non Block Trades

950,657

Top 5 Block Trade Brokers by Volume

Broker	TSX Block Volume
TD SECURITIES INC.	14,747,421
NATIONAL BANK FINANCIAL	7,635,700
BMO NESBITT BURNS INC.	7,494,100
GOLDMAN SACHS CANADA I	6,079,300
CIBC WORLD MARKETS INC.	3,333,500

Top 5 Block Trade Symbols by Volume

Symbol	TSX Block Volume
IPL	3,010,300
RY	1,792,500
TD	1,466,500
MFC	1,423,300
BNS	1,405,800

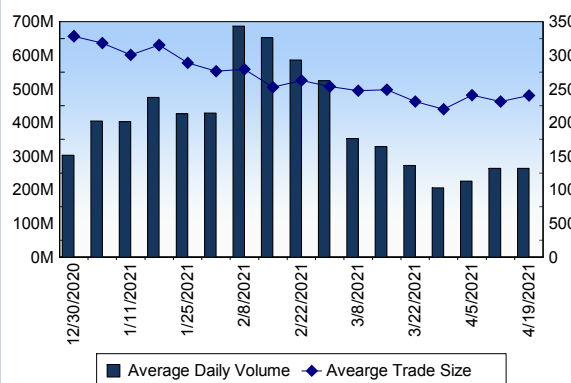
TSXV

Daily Volume	229,805,647
Daily Value	\$143,257,083
Daily Trades	92,567
Daily Symbols Traded	1,272

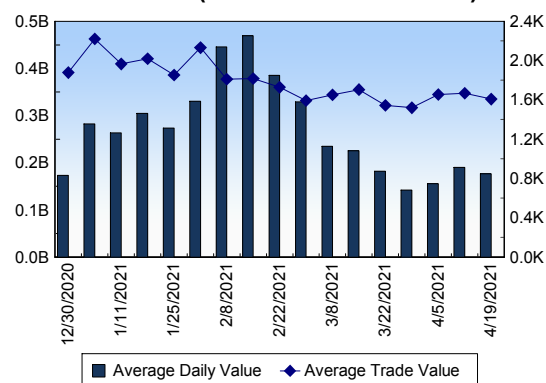
TSXV ANONYMOUS TRADING

Daily Volume	109,435,850
Daily Value	\$69,082,441
Average Trade Size	3,140
% TSXV Volume	47.62%

TSXV Volume



TSXV Value (in Canadian Dollars)



Top 20 TSXV Symbols by Volume

Symbol	TSXV Volume	TSXV Value
Z	9,193,261	\$129,628
DMGI	4,758,541	\$7,473,510
ORX	3,643,601	\$382,155
GRAT	3,462,957	\$3,477,091
LAB	2,905,697	\$1,678,987
CLAS	2,753,207	\$138,051
NDA	2,651,436	\$2,904,920
HIVE	2,548,606	\$10,114,239
QYOU	2,498,227	\$958,217
CSTR	2,445,472	\$672,992
SOLR	2,423,888	\$735,193
PUL	2,257,870	\$45,157
HPQ	2,170,885	\$1,582,798
ROE	2,128,950	\$654,364
NCI	2,044,295	\$147,718
NBLC	2,037,953	\$1,220,529
GGO	1,906,221	\$191,442
SIC	1,855,941	\$788,476
SSV	1,844,537	\$832,780
MAE	1,762,570	\$345,570

Top 20 TSXV Symbols by Value

Symbol	TSXV Volume	TSXV Value
HIVE	2,548,606	\$10,114,239
DMGI	4,758,541	\$7,473,510
RECO	992,788	\$7,469,876
BITF	1,017,215	\$4,491,293
GFP	732,036	\$4,352,093
GRAT	3,462,957	\$3,477,091
NFG	519,131	\$3,175,830
NDA	2,651,436	\$2,904,920
FLT	1,489,504	\$1,760,735
LAB	2,905,697	\$1,678,987
TOI	18,660	\$1,637,899
HPQ	2,170,885	\$1,582,798
BNXA	257,154	\$1,497,226
NEXE	1,079,882	\$1,479,315
SHG	1,217,823	\$1,381,700
STC	335,008	\$1,328,128
NUMI	1,611,982	\$1,276,248
NBLC	2,037,953	\$1,220,529
GBR	78,165	\$1,137,300
GMTN	484,958	\$1,094,942

Dark TSX/TSXV Trading

Volume	14,247,440	Daily Trades	58,541
Value	391,519,925	Daily Symbols Traded	1,359