



April 23, 2021

For more information, email trading_sales@tsx.com
 Visit our blog at <http://exchange.tmx.com/>

Indices	April 23 Close	Previous Close	Change	% Change
S&P/TSX Composite Index	19,102.33			%
S&P/TSX 60 Index	1,136.40			%
S&P/TSX Venture Composite	930.63			%
S&P/TSX Completion Index	1,176.19			%
S&P/TSX Smallcap Index	738.24			%

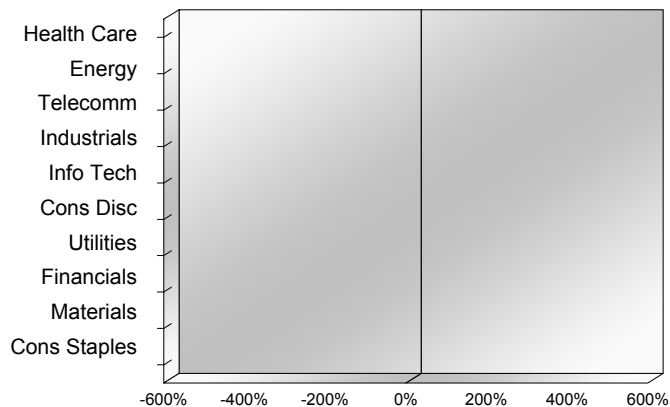
S&P/TSX Composite Index		
Advancers	Decliners	Unchanged
0	0	0

S&P/TSX Composite Index			
Top 10 Index Contributors		Top 10 Index Detractors	
Constituent	Index Contribution	Constituent	Index Contribution

S&P/TSX Composite Index			
Top 10 Advancers		Top 10 Decliners	
Constituent	Return	Constituent	Return
	%		%

S&P/TSX Composite Index				
Sector	# of Index Constituents	Weight	Market Cap (\$B)	Index Contribution
Health Care	10	%	\$35.96	
Energy	23	%	\$332.39	
Communication Services	8	%	\$134.89	
Industrials	30	%	\$328.00	
Information Technology	11	%	\$260.20	
Consumer Discretionary	13	%	\$115.29	
Utilities	16	%	\$132.03	
Financials	27	%	\$860.77	
Materials	52	%	\$350.21	
Consumer Staples	13	%	\$99.72	
S&P/TSX Composite Index	203	%	\$2,649.47	

S&P/TSX Composite Index - Sectors Returns



This report is published by TSX Inc. TSX Inc. does not guarantee either the completeness or the accuracy of this information. The information contained in this report is provided for informational purposes only and you agree not to rely upon the information contained in this report for any trading, business or financial purpose. These sheets are printed in Canada and issued by TSX Inc. under the express condition, to which everyone receiving or making use thereof assents, that no liability shall be incurred by TSX Inc. or its affiliated companies or any other vendor or donor, including, without limitation, for reliance on or for any errors or inaccuracies in this report. Neither TMX Group Limited, TSX Inc., nor any of their affiliated companies, guarantees the completeness of the information contained in this document and are not responsible for any errors or omission in or your use of, or reliance on, the information. This publication is under copyright. © 2015 TSX Inc. All rights reserved. Do not copy, distribute, sell or modify this publication without the prior written consent of TSX Inc. www.tmx.com/trading

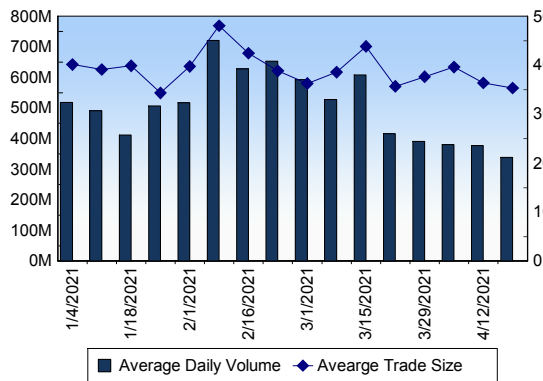
TSX

Daily Volume	319,496,412
Daily Value	\$7,932,282,293
Daily Trades	843,461
Daily Symbols Traded	2,032

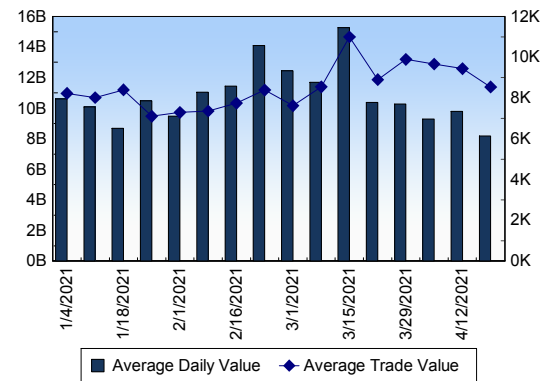
TSX ANONYMOUS TRADING

Daily Volume	136,926,378
Daily Value	\$3,394,169,656
Average Trade Size	334
% TSX Volume	42.86 %

TSX Volume



TSX Value (in Canadian Dollars)



Top 20 TSX Symbols by Volume

Symbol	TSX Volume	TSX Value
TBP	14,898,776	\$4,583,995
ENB	8,375,209	\$387,399,689
SU	7,609,009	\$192,869,120
MFC	6,215,671	\$164,547,303
TD	5,560,318	\$466,757,370
BNS	4,844,738	\$377,631,052
FIRE	4,777,651	\$1,806,369
CNQ	4,426,986	\$163,290,277
RY	4,116,057	\$478,820,968
WELL	3,714,726	\$25,254,670
BBD.B	3,526,486	\$3,250,779
CVE	3,361,797	\$31,411,475
K	3,271,430	\$30,351,695
WCP	3,154,806	\$16,819,116
BTCC.B	3,119,207	\$28,847,785
TBP.WT.C	3,111,134	\$391,714
AC	2,922,306	\$72,942,092
BCE	2,846,866	\$165,370,780
ABX	2,742,020	\$76,264,946
TVE	2,656,458	\$5,962,721

Top 20 TSX Symbols by Value

Symbol	TSX Volume	TSX Value
RY	4,116,057	\$478,820,968
TD	5,560,318	\$466,757,370
ENB	8,375,209	\$387,399,689
BNS	4,844,738	\$377,631,052
BMO	2,584,245	\$297,524,197
CP	489,286	\$225,825,232
SU	7,609,009	\$192,869,120
CNR	1,399,873	\$191,045,254
CM	1,446,909	\$182,712,281
BCE	2,846,866	\$165,370,780
MFC	6,215,671	\$164,547,303
CNQ	4,426,986	\$163,290,277
TRP	2,400,082	\$142,105,701
SHOP	97,135	\$133,571,693
SLF	1,667,370	\$110,389,134
NA	1,140,281	\$100,419,944
MG	812,268	\$98,914,344
WFG	815,771	\$79,224,994
ABX	2,742,020	\$76,264,946
FTS	1,335,535	\$74,145,433

ETF Trading

Daily Volume	25,665,454	Average Trade Value	\$7,305
Daily Value	\$477,176,960	Average Trade Size	393
# Trades	65,326	# of ETFs Traded	754

Top 10 ETFs by TSX Volume

Symbol	Market Volume	Market Value
BTCC.B	3,119,207	\$28,847,785
XIU	2,399,565	\$68,986,536
BTCC.U	1,133,999	\$10,664,017
ETHX.B	768,338	\$8,163,498
HND	740,809	\$6,500,551
XEG	722,909	\$5,267,150
DLR	602,698	\$7,588,783
BTCC	599,289	\$6,210,848
HSD	529,493	\$4,573,115
ZEB	486,989	\$16,503,603

Top 10 ETFs by TSX Value

Symbol	Market Volume	Market Value
XIU	2,399,565	\$68,986,536
BTCC.B	3,119,207	\$28,847,785
ZEB	486,989	\$16,503,603
XBB	468,434	\$14,807,163
BTCC.U	1,133,999	\$10,664,017
HQU	191,825	\$8,931,653
XIC	283,951	\$8,634,380
ETHX.B	768,338	\$8,163,498
VFV	84,975	\$7,861,837
DLR	602,698	\$7,588,783

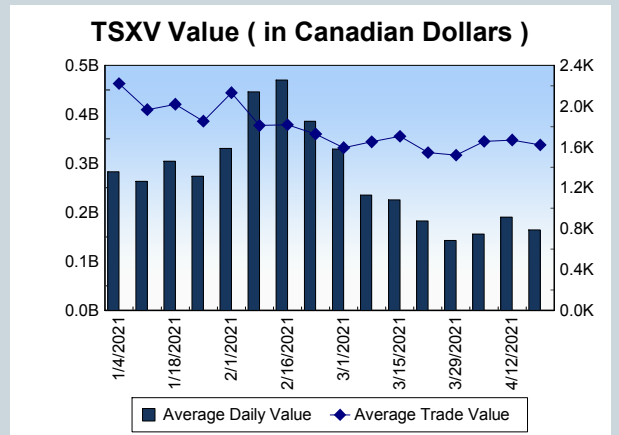
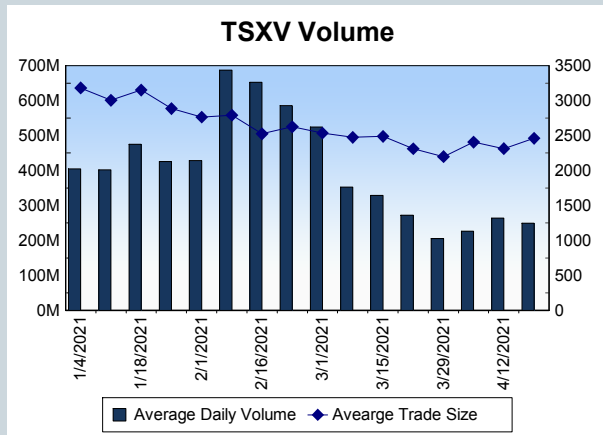
Block Trades	Non Block Trades
988	842,473

Top 5 Block Trade Brokers by Volume	
Broker	TSX Block Volume
BMO NESBITT BURNS INC.	17,994,900
MORGAN STANLEY CANADA	16,835,900
NATIONAL BANK FINANCIAL	14,586,600
GOLDMAN SACHS CANADA I	12,421,600
TD SECURITIES INC.	8,199,300

Top 5 Block Trade Symbols by Volume	
Symbol	TSX Block Volume
ENB	5,717,700
SU	4,921,700
MFC	2,965,700
BNS	2,785,400
CNQ	2,558,800

TSXV	
Daily Volume	212,419,963
Daily Value	\$137,795,103
Daily Trades	84,682
Daily Symbols Traded	1,277

TSXV ANONYMOUS TRADING	
Daily Volume	91,273,004
Daily Value	\$61,564,287
Average Trade Size	3,053
% TSXV Volume	42.97%



Top 20 TSXV Symbols by Volume		
Symbol	TSXV Volume	TSXV Value
CLAS	9,151,931	\$411,361
CSTR	4,872,169	\$1,324,261
HIVE	4,587,777	\$15,739,934
NUMI	4,476,920	\$4,312,644
LITT	3,954,759	\$240,751
PDM	3,531,379	\$1,092,769
DAC	2,696,389	\$283,531
KS	2,448,864	\$200,116
NRTH	2,406,557	\$370,977
ROE	2,323,920	\$687,595
QYOU	2,261,833	\$952,888
NDA	2,253,705	\$2,186,904
JTR	2,229,518	\$131,281
IMIN	1,975,035	\$644,509
VLII	1,879,681	\$286,808
TZR	1,859,110	\$9,686
DMGI	1,751,625	\$2,454,346
DEC	1,641,690	\$74,141
TBLL	1,590,140	\$287,543
IPG	1,546,750	\$271,235

Top 20 TSXV Symbols by Value		
Symbol	TSXV Volume	TSXV Value
HIVE	4,587,777	\$15,739,934
RECO	1,257,961	\$8,188,673
BITF	1,478,239	\$6,078,269
TOI	58,030	\$5,263,244
NUMI	4,476,920	\$4,312,644
DMGI	1,751,625	\$2,454,346
NDA	2,253,705	\$2,186,904
GBR	102,867	\$1,498,771
DOC	730,432	\$1,455,892
HPQ	1,505,781	\$1,440,651
FD	84,447	\$1,408,271
BNXA	222,218	\$1,387,280
CSTR	4,872,169	\$1,324,261
DLCG	322,489	\$1,307,483
PBX	1,462,195	\$1,251,181
SHG	909,857	\$1,122,741
PDM	3,531,379	\$1,092,769
SDE	250,148	\$1,074,467
NEXE	775,568	\$1,044,363
GRAT	761,209	\$981,125

Dark TSX/TSXV Trading			
Volume	14,360,080	Daily Trades	52,177
Value	347,351,596	Daily Symbols Traded	1,345