



April 26, 2021

For more information, email trading_sales@tsx.com
 Visit our blog at <http://exchange.tmx.com/>

Indices	April 26 Close	Previous Close	Change	% Change
S&P/TSX Composite Index	19,170.56			%
S&P/TSX 60 Index	1,140.45			%
S&P/TSX Venture Composite	943.39			%
S&P/TSX Completion Index	1,180.44			%
S&P/TSX Smallcap Index	743.77			%

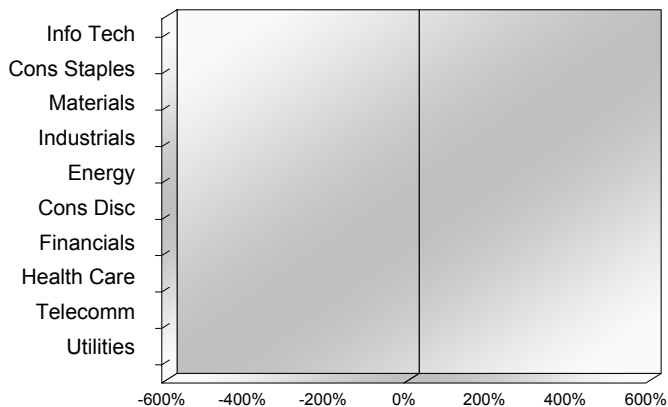
S&P/TSX Composite Index		
Advancers	Decliners	Unchanged
0	0	0

S&P/TSX Composite Index			
Top 10 Index Contributors		Top 10 Index Detractors	
Constituent	Index Contribution	Constituent	Index Contribution

S&P/TSX Composite Index			
Top 10 Advancers		Top 10 Decliners	
Constituent	Return	Constituent	Return
	%		%

S&P/TSX Composite Index				
Sector	# of Index Constituents	Weight	Market Cap (\$B)	Index Contribution
Information Technology	11	%	\$268.10	
Consumer Staples	13	%	\$99.37	
Materials	52	%	\$350.62	
Industrials	30	%	\$327.75	
Energy	23	%	\$333.02	
Consumer Discretionary	13	%	\$115.43	
Financials	27	%	\$862.12	
Health Care	10	%	\$36.68	
Communication Services	8	%	\$134.77	
Utilities	16	%	\$131.65	
S&P/TSX Composite Index	203	%	\$2,659.52	

S&P/TSX Composite Index - Sectors Returns



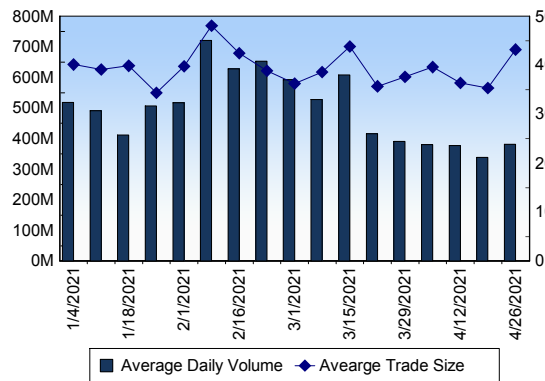
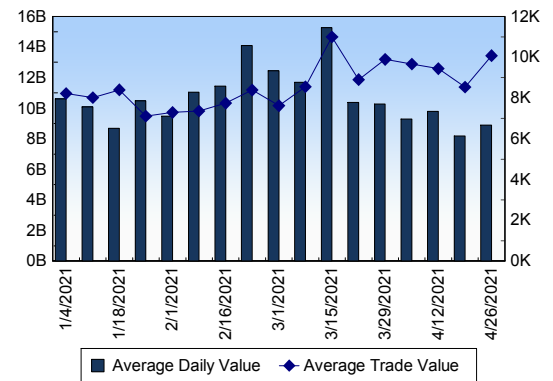
This report is published by TSX Inc. TSX Inc. does not guarantee either the completeness or the accuracy of this information. The information contained in this report is provided for informational purposes only and you agree not to rely upon the information contained in this report for any trading, business or financial purpose. These sheets are printed in Canada and issued by TSX Inc. under the express condition, to which everyone receiving or making use thereof assents, that no liability shall be incurred by TSX Inc. or its affiliated companies or any other vendor or donor, including, without limitation, for reliance on or for any errors or inaccuracies in this report. Neither TMX Group Limited, TSX Inc., nor any of their affiliated companies, guarantees the completeness of the information contained in this document and are not responsible for any errors or omission in or your use of, or reliance on, the information. This publication is under copyright. © 2015 TSX Inc. All rights reserved. Do not copy, distribute, sell or modify this publication without the prior written consent of TSX Inc. www.tmx.com/trading

TSX

Daily Volume	381,554,049
Daily Value	\$8,900,786,027
Daily Trades	883,356
Daily Symbols Traded	2,100

TSX ANONYMOUS TRADING

Daily Volume	139,133,632
Daily Value	\$3,173,752,387
Average Trade Size	339
% TSX Volume	36.46 %

TSX Volume**TSX Value (in Canadian Dollars)****Top 20 TSX Symbols by Volume**

Symbol	TSX Volume	TSX Value
ROXG	27,887,485	\$62,013,257
TBP	16,593,400	\$6,209,059
ENB	9,165,258	\$422,512,725
MFC	6,809,578	\$182,360,515
FVI	6,426,842	\$52,323,924
POW	5,938,562	\$208,004,483
NCU	5,662,299	\$1,161,280
RY	5,652,788	\$660,163,077
UEX	5,264,104	\$2,044,647
TRP	4,910,830	\$291,009,850
TD	4,630,929	\$390,246,175
BMO	4,371,276	\$509,759,460
IVN	4,336,739	\$38,639,832
CNQ	4,200,012	\$155,246,072
FIRE	4,167,968	\$1,566,174
TBP.WT.C	3,989,427	\$592,206
FTS	3,863,612	\$212,457,727
BNS	3,095,701	\$241,858,954
BTE	3,015,068	\$3,761,707
AC	2,969,240	\$76,068,649

Top 20 TSX Symbols by Value

Symbol	TSX Volume	TSX Value
RY	5,652,788	\$660,163,077
BMO	4,371,276	\$509,759,460
ENB	9,165,258	\$422,512,725
TD	4,630,929	\$390,246,175
TRP	4,910,830	\$291,009,850
BNS	3,095,701	\$241,858,954
FTS	3,863,612	\$212,457,727
POW	5,938,562	\$208,004,483
MFC	6,809,578	\$182,360,515
CM	1,408,605	\$178,830,306
NTR	2,542,061	\$173,189,664
SLF	2,554,194	\$168,997,801
SHOP	112,831	\$160,620,751
CNQ	4,200,012	\$155,246,072
CNR	992,147	\$134,593,108
CP	288,107	\$132,901,469
NA	1,423,955	\$126,144,796
KL	2,451,090	\$118,308,684
EMA	1,984,272	\$113,745,065
BCE	1,533,906	\$88,749,004

ETF Trading

Daily Volume	22,708,585	Average Trade Value	\$7,654
Daily Value	\$487,527,206	Average Trade Size	357
# Trades	63,698	# of ETFs Traded	802

Top 10 ETFs by TSX Volume

Symbol	Market Volume	Market Value
XIU	1,915,150	\$55,213,238
BTCC.B	1,631,713	\$16,283,696
HND	1,197,214	\$10,422,519
DLR	991,988	\$12,413,753
XEG	867,074	\$6,355,981
ZEB	691,364	\$23,580,673
ETHX.B	618,065	\$7,080,192
HNU	540,064	\$3,806,466
HOD	481,084	\$2,037,716
BTCC.U	471,632	\$4,822,136

Top 10 ETFs by TSX Value

Symbol	Market Volume	Market Value
XIU	1,915,150	\$55,213,238
ZEB	691,364	\$23,580,673
ZSP	348,949	\$19,893,230
BTCC.B	1,631,713	\$16,283,696
VFV	140,897	\$13,004,895
XUT	416,654	\$12,433,148
DLR	991,988	\$12,413,753
HND	1,197,214	\$10,422,519
XSP	230,880	\$10,418,793
XIC	338,135	\$10,306,032

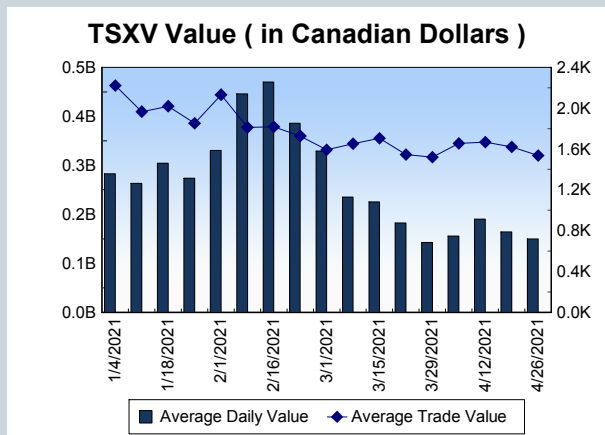
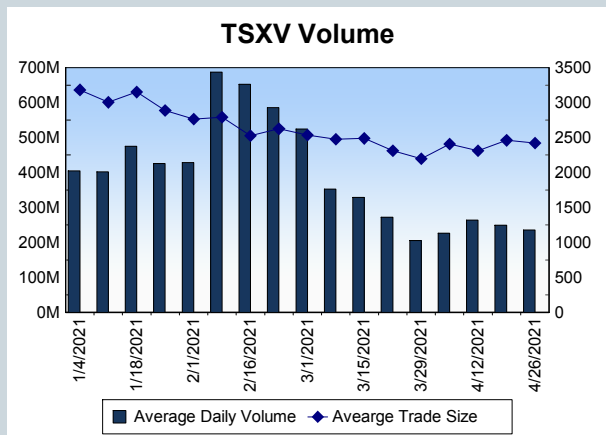
Block Trades	Non Block Trades
819	882,537

Top 5 Block Trade Brokers by Volume	
Broker	TSX Block Volume
NATIONAL BANK FINANCIAL	26,214,600
MERRILL LYNCH CANADA LT	20,550,100
SCOTIA CAPITAL INC.	19,900,450
GOLDMAN SACHS CANADA I	13,572,600
RBC CAPITAL MARKETS	12,154,200

Top 5 Block Trade Symbols by Volume	
Symbol	TSX Block Volume
ROXG	11,756,900
ENB	6,577,400
POW	5,155,100
MFC	4,289,200
RY	4,217,800

TSXV	
Daily Volume	235,813,512
Daily Value	\$149,655,839
Daily Trades	97,404
Daily Symbols Traded	1,314

TSXV ANONYMOUS TRADING	
Daily Volume	98,465,391
Daily Value	\$67,924,524
Average Trade Size	3,043
% TSXV Volume	41.76%



Top 20 TSXV Symbols by Volume		
Symbol	TSXV Volume	TSXV Value
NUMI	7,303,938	\$8,756,204
CSTR	5,165,027	\$1,570,540
DM	4,251,471	\$1,267,225
QYOU	3,713,934	\$1,607,341
HIVE	2,924,371	\$11,235,382
VPT	2,840,926	\$1,733,527
DMGI	2,646,646	\$4,044,223
CLAS	2,604,621	\$116,772
KS	2,574,170	\$190,328
LITT	2,452,781	\$157,111
TZR	2,280,686	\$21,518
ADD	2,242,753	\$242,071
ABRA	2,195,633	\$1,379,490
Z	2,096,213	\$22,729
QCCU	2,085,874	\$396,632
FMS	2,008,816	\$275,608
DAC	1,974,388	\$220,766
NDA	1,817,680	\$1,917,693
ROE	1,803,657	\$597,824
AEC	1,769,260	\$162,409

Top 20 TSXV Symbols by Value		
Symbol	TSXV Volume	TSXV Value
HIVE	2,924,371	\$11,235,382
NUMI	7,303,938	\$8,756,204
BITF	1,584,067	\$8,298,583
RECO	909,159	\$6,841,083
DMGI	2,646,646	\$4,044,223
TOI	33,444	\$3,022,168
SHG	1,444,479	\$1,955,339
NDA	1,817,680	\$1,917,693
DOC	843,767	\$1,734,175
VPT	2,840,926	\$1,733,527
NFG	262,003	\$1,611,989
QYOU	3,713,934	\$1,607,341
CSTR	5,165,027	\$1,570,540
PBX	1,393,080	\$1,533,707
PGM	1,165,197	\$1,461,080
ABRA	2,195,633	\$1,379,490
GRAT	1,021,275	\$1,308,575
DM	4,251,471	\$1,267,225
STE	498,327	\$1,148,823
BNXA	169,486	\$1,097,831

Dark TSX/TSXV Trading			
Volume	15,260,540	Daily Trades	54,299
Value	323,909,468	Daily Symbols Traded	1,379