



April 28, 2021

For more information, email trading_sales@tsx.com
 Visit our blog at <http://exchange.tmx.com/>

Indices	April 28 Close	Previous Close	Change	% Change
S&P/TSX Composite Index	19,356.95			%
S&P/TSX 60 Index	1,153.39			%
S&P/TSX Venture Composite	951.25			%
S&P/TSX Completion Index	1,185.06			%
S&P/TSX Smallcap Index	752.74			%

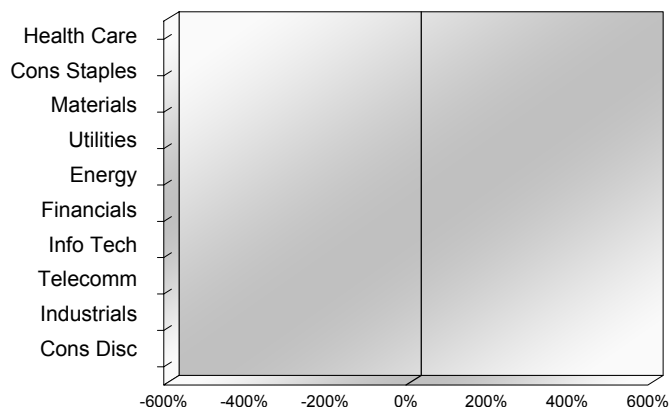
S&P/TSX Composite Index		
Advancers	Decliners	Unchanged
0	0	0

S&P/TSX Composite Index			
Top 10 Index Contributors		Top 10 Index Detractors	
Constituent	Index Contribution	Constituent	Index Contribution

S&P/TSX Composite Index			
Top 10 Advancers		Top 10 Decliners	
Constituent	Return	Constituent	Return
	%		%

S&P/TSX Composite Index				
Sector	# of Index Constituents	Weight	Market Cap (\$B)	Index Contribution
Health Care	10	%	\$37.78	
Consumer Staples	13	%	\$98.60	
Materials	52	%	\$348.29	
Utilities	16	%	\$130.77	
Energy	23	%	\$342.28	
Financials	27	%	\$866.00	
Information Technology	11	%	\$285.11	
Communication Services	8	%	\$133.99	
Industrials	30	%	\$327.49	
Consumer Discretionary	13	%	\$115.55	
S&P/TSX Composite Index	203	%	\$2,685.86	

S&P/TSX Composite Index - Sectors Returns



This report is published by TSX Inc. TSX Inc. does not guarantee either the completeness or the accuracy of this information. The information contained in this report is provided for informational purposes only and you agree not to rely upon the information contained in this report for any trading, business or financial purpose. These sheets are printed in Canada and issued by TSX Inc. under the express condition, to which everyone receiving or making use thereof assents, that no liability shall be incurred by TSX Inc. or its affiliated companies or any other vendor or donor, including, without limitation, for reliance on or for any errors or inaccuracies in this report. Neither TMX Group Limited, TSX Inc., nor any of their affiliated companies, guarantees the completeness of the information contained in this document and are not responsible for any errors or omission in or your use of, or reliance on, the information. This publication is under copyright. © 2015 TSX Inc. All rights reserved. Do not copy, distribute, sell or modify this publication without the prior written consent of TSX Inc. www.tmx.com/trading

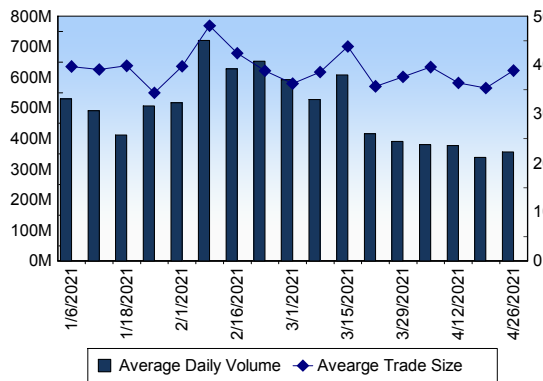
TSX

Daily Volume	358,324,785
Daily Value	\$8,906,487,714
Daily Trades	985,230
Daily Symbols Traded	2,130

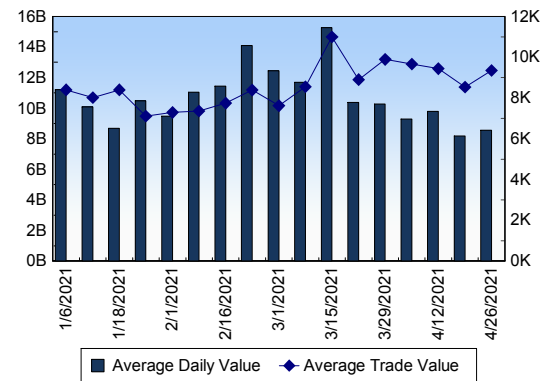
TSX ANONYMOUS TRADING

Daily Volume	161,006,595
Daily Value	\$4,444,498,369
Average Trade Size	334
% TSX Volume	44.93 %

TSX Volume



TSX Value (in Canadian Dollars)



Top 20 TSX Symbols by Volume

Symbol	TSX Volume	TSX Value
RY	9,467,256	\$1,114,770,814
ZENA	8,339,554	\$976,038
TBP	6,905,163	\$2,606,046
ENB	6,476,233	\$304,651,981
CVE	5,945,154	\$57,184,675
ROXG	5,853,630	\$12,171,885
BMO	5,604,828	\$656,463,428
BTE	5,113,756	\$6,895,634
CPG	4,818,762	\$23,421,915
CS	4,802,396	\$26,153,138
BBD.B	4,689,349	\$4,336,703
SU	4,613,077	\$121,927,429
TVE	4,215,006	\$9,994,971
WCP	4,206,576	\$22,904,704
ARX	4,007,191	\$30,908,028
APHA	4,002,748	\$76,381,099
MEG	3,892,398	\$26,035,452
MFC	3,855,725	\$103,423,901
BB	3,504,438	\$40,871,956
ATH	3,398,814	\$1,707,893

Top 20 TSX Symbols by Value

Symbol	TSX Volume	TSX Value
RY	9,467,256	\$1,114,770,814
BMO	5,604,828	\$656,463,428
SHOP	325,510	\$509,526,678
ENB	6,476,233	\$304,651,981
TD	2,695,884	\$228,760,676
CNR	1,566,335	\$210,067,788
CM	1,245,717	\$158,684,305
BNS	1,977,446	\$154,977,142
CNQ	3,243,991	\$122,387,839
SU	4,613,077	\$121,927,429
CP	237,788	\$109,838,208
NTR	1,548,961	\$107,525,633
NA	1,170,577	\$104,339,469
MFC	3,855,725	\$103,423,901
POW	2,807,307	\$100,387,946
BCE	1,592,374	\$91,978,772
ABX	3,263,331	\$87,320,309
TRP	1,409,619	\$85,771,311
MG	635,956	\$77,852,631
APHA	4,002,748	\$76,381,099

ETF Trading

Daily Volume	25,008,886	Average Trade Value	\$8,692
Daily Value	\$515,476,854	Average Trade Size	422
# Trades	59,306	# of ETFs Traded	821

Top 10 ETFs by TSX Volume

Symbol	Market Volume	Market Value
XIU	2,586,220	\$75,397,619
XEG	2,231,661	\$16,918,826
HND	1,268,598	\$10,083,881
BTCC.B	1,184,702	\$11,987,167
DLR	920,655	\$11,469,263
HOD	893,248	\$3,518,051
ETHX.B	787,697	\$9,731,334
HNU	688,453	\$5,295,493
BTCC	651,784	\$7,467,877
ZSP	601,782	\$34,135,598

Top 10 ETFs by TSX Value

Symbol	Market Volume	Market Value
XIU	2,586,220	\$75,397,619
ZSP	601,782	\$34,135,598
XEG	2,231,661	\$16,918,826
VFV	171,491	\$15,769,572
BTCC.B	1,184,702	\$11,987,167
DLR	920,655	\$11,469,263
HND	1,268,598	\$10,083,881
XSP	220,894	\$9,970,973
ETHX.B	787,697	\$9,731,334
ZEB	267,758	\$9,143,147

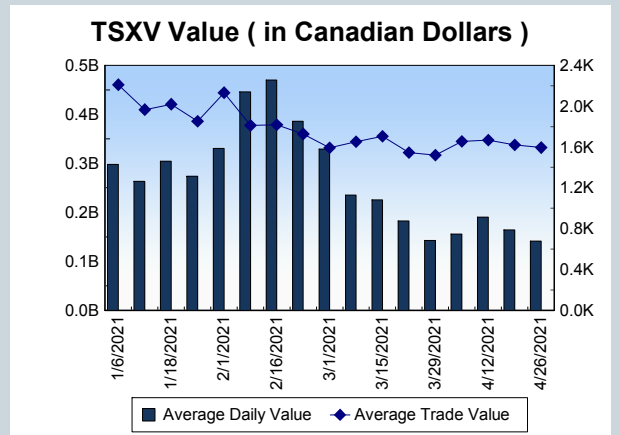
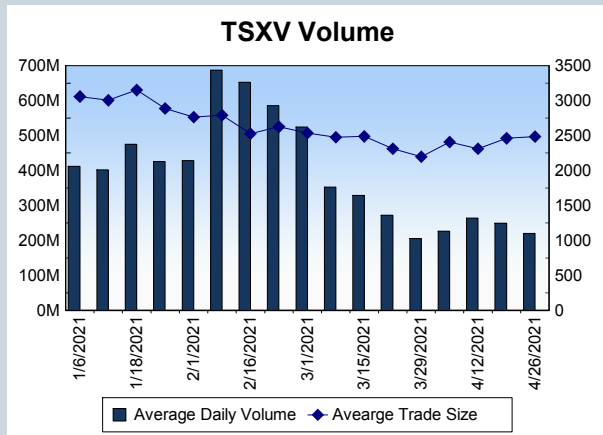
Block Trades	Non Block Trades
1,013	984,217

Top 5 Block Trade Brokers by Volume	
Broker	TSX Block Volume
GOLDMAN SACHS CANADA I	11,156,400
RBC CAPITAL MARKETS	9,652,100
BMO NESBITT BURNS INC.	9,418,200
NATIONAL BANK FINANCIAL	8,259,800
TD SECURITIES INC.	5,753,600

Top 5 Block Trade Symbols by Volume	
Symbol	TSX Block Volume
RY	7,563,000
BMO	4,393,700
ENB	3,577,400
ROXG	2,144,000
MFC	1,774,200

TSXV	
Daily Volume	206,082,809
Daily Value	\$127,810,558
Daily Trades	79,194
Daily Symbols Traded	1,287

TSXV ANONYMOUS TRADING	
Daily Volume	91,076,851
Daily Value	\$61,393,927
Average Trade Size	3,037
% TSXV Volume	44.19%



Top 20 TSXV Symbols by Volume		
Symbol	TSXV Volume	TSXV Value
EMO	3,881,507	\$1,387,959
CSTR	3,285,657	\$909,340
QYOU	2,602,798	\$1,199,452
SIC	2,380,143	\$974,872
FCO	2,371,013	\$384,359
SOLR	2,299,604	\$950,647
AFM	2,297,962	\$1,388,516
HITI	2,244,105	\$1,514,149
NDA	2,166,718	\$2,246,534
SRA	2,049,505	\$101,058
DWS	2,026,567	\$407,330
LME	2,021,218	\$1,323,724
LAB	2,007,397	\$1,457,515
NUMI	1,904,293	\$2,052,860
THRM	1,815,922	\$831,893
N	1,809,364	\$470,324
VPT	1,778,157	\$944,041
EDDY	1,414,424	\$306,613
IMIN	1,402,695	\$509,099
DMGI	1,395,638	\$2,072,433

Top 20 TSXV Symbols by Value		
Symbol	TSXV Volume	TSXV Value
HIVE	1,334,675	\$5,219,812
NFG	590,094	\$3,983,333
SLL	801,299	\$3,654,838
BITF	591,857	\$3,300,340
TOI	32,507	\$3,031,982
NDA	2,166,718	\$2,246,534
DMGI	1,395,638	\$2,072,433
NUMI	1,904,293	\$2,052,860
RUP	418,241	\$1,979,711
RECO	242,606	\$1,924,829
SHG	1,110,057	\$1,600,760
FLT	1,081,940	\$1,592,581
PGM	1,237,789	\$1,538,450
HITI	2,244,105	\$1,514,149
LAB	2,007,397	\$1,457,515
FD	81,674	\$1,417,456
AFM	2,297,962	\$1,388,516
EMO	3,881,507	\$1,387,959
STC	340,632	\$1,362,868
LME	2,021,218	\$1,323,724

Dark TSX/TSXV Trading			
Volume	17,654,550	Daily Trades	60,171
Value	387,573,100	Daily Symbols Traded	1,380