



April 29, 2021

For more information, email trading_sales@tsx.com
 Visit our blog at <http://exchange.tmx.com/>

Indices	April 29 Close	Previous Close	Change	% Change
S&P/TSX Composite Index	19,255.92			%
S&P/TSX 60 Index	1,147.95			%
S&P/TSX Venture Composite	945.56			%
S&P/TSX Completion Index	1,176.71			%
S&P/TSX Smallcap Index	748.49			%

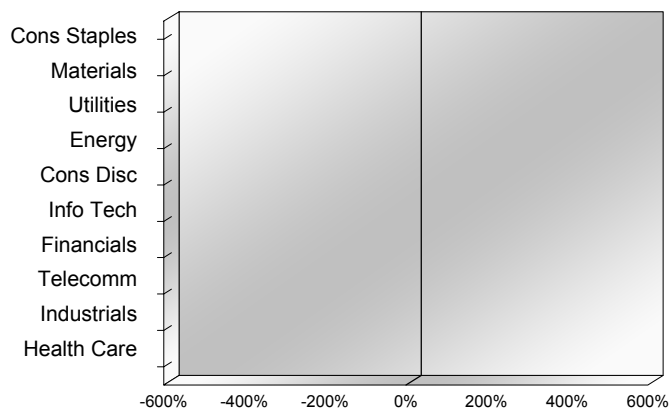
S&P/TSX Composite Index		
Advancers	Decliners	Unchanged
0	0	0

S&P/TSX Composite Index			
Top 10 Index Contributors		Top 10 Index Detractors	
Constituent	Index Contribution	Constituent	Index Contribution

S&P/TSX Composite Index			
Top 10 Advancers		Top 10 Decliners	
Constituent	Return	Constituent	Return
	%		%

S&P/TSX Composite Index				
Sector	# of Index Constituents	Weight	Market Cap (\$B)	Index Contribution
Consumer Staples	13	%	\$98.66	
Materials	52	%	\$341.39	
Utilities	16	%	\$130.06	
Energy	23	%	\$343.87	
Consumer Discretionary	13	%	\$114.19	
Information Technology	11	%	\$276.53	
Financials	27	%	\$868.99	
Communication Services	8	%	\$134.36	
Industrials	30	%	\$326.44	
Health Care	10	%	\$37.16	
S&P/TSX Composite Index	203	%	\$2,671.66	

S&P/TSX Composite Index - Sectors Returns



This report is published by TSX Inc. TSX Inc. does not guarantee either the completeness or the accuracy of this information. The information contained in this report is provided for informational purposes only and you agree not to rely upon the information contained in this report for any trading, business or financial purpose. These sheets are printed in Canada and issued by TSX Inc. under the express condition, to which everyone receiving or making use thereof assents, that no liability shall be incurred by TSX Inc. or its affiliated companies or any other vendor or donor, including, without limitation, for reliance on or for any errors or inaccuracies in this report. Neither TMX Group Limited, TSX Inc., nor any of their affiliated companies, guarantees the completeness of the information contained in this document and are not responsible for any errors or omission in or your use of, or reliance on, the information. This publication is under copyright. © 2015 TSX Inc. All rights reserved. Do not copy, distribute, sell or modify this publication without the prior written consent of TSX Inc. www.tmx.com/trading

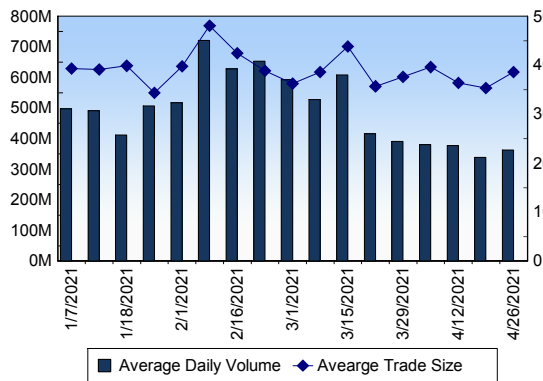
TSX

Daily Volume	382,585,848
Daily Value	\$8,771,611,554
Daily Trades	1,010,896
Daily Symbols Traded	2,086

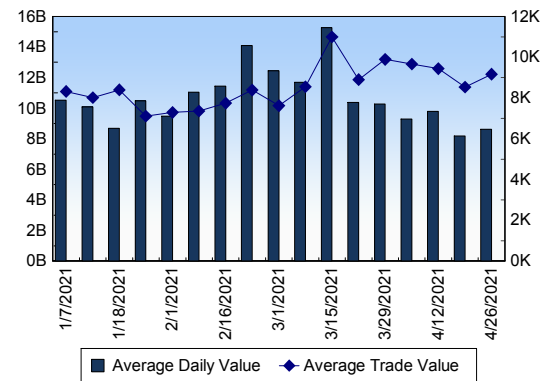
TSX ANONYMOUS TRADING

Daily Volume	169,867,932
Daily Value	\$4,470,200,739
Average Trade Size	347
% TSX Volume	44.40 %

TSX Volume



TSX Value (in Canadian Dollars)



Top 20 TSX Symbols by Volume

Symbol	TSX Volume	TSX Value
RY	9,136,647	\$1,079,207,370
ZENA	8,591,635	\$996,130
BIR	6,893,181	\$22,727,403
BTE	6,181,064	\$9,094,411
SU	5,509,393	\$148,032,099
MFC	5,491,231	\$148,537,527
ENB	5,054,911	\$239,157,939
K	4,686,000	\$40,929,872
TBP	4,630,300	\$1,716,944
ROXG	4,420,615	\$8,988,071
ARX	4,294,111	\$33,944,856
MGA	4,224,323	\$876,222
WCP	4,151,527	\$23,174,754
APHA	4,039,556	\$75,458,542
ABX	4,015,348	\$105,457,197
BMO	4,008,056	\$470,226,560
CVE	3,708,250	\$36,448,304
LUN	3,570,721	\$53,587,407
CPG	3,430,656	\$17,246,435
CNQ	3,386,527	\$128,150,153

Top 20 TSX Symbols by Value

Symbol	TSX Volume	TSX Value
RY	9,136,647	\$1,079,207,370
BMO	4,008,056	\$470,226,560
TD	3,045,712	\$259,435,878
SHOP	166,396	\$255,809,204
ENB	5,054,911	\$239,157,939
BNS	2,995,509	\$235,279,478
MFC	5,491,231	\$148,537,527
SU	5,509,393	\$148,032,099
CM	1,074,741	\$137,301,213
TRP	2,202,267	\$134,287,486
CNR	975,241	\$130,276,220
CNQ	3,386,527	\$128,150,153
BCE	1,953,150	\$113,648,001
NA	1,253,932	\$112,150,632
MG	945,246	\$111,609,004
SLF	1,616,338	\$107,630,489
ABX	4,015,348	\$105,457,197
CP	221,486	\$102,008,377
EMA	1,579,037	\$88,926,985
XIU	2,751,392	\$80,189,154

ETF Trading

Daily Volume	26,115,615	Average Trade Value	\$8,492
Daily Value	\$569,491,131	Average Trade Size	389
# Trades	67,065	# of ETFs Traded	782

Top 10 ETFs by TSX Volume

Symbol	Market Volume	Market Value
XIU	2,751,392	\$80,189,154
XEG	1,426,325	\$11,020,817
BTCC.B	1,399,157	\$13,669,215
HND	1,296,254	\$10,661,153
ETHX.B	1,131,776	\$14,236,211
DLR	830,804	\$10,295,274
ZSP	695,845	\$39,404,110
HNU	677,133	\$5,001,241
HOD	617,439	\$2,358,920
XGD	585,425	\$10,883,015

Top 10 ETFs by TSX Value

Symbol	Market Volume	Market Value
XIU	2,751,392	\$80,189,154
ZSP	695,845	\$39,404,110
XSP	391,934	\$17,732,465
ZEB	480,623	\$16,458,536
HXT	337,786	\$15,097,336
ETHX.B	1,131,776	\$14,236,211
BTCC.B	1,399,157	\$13,669,215
VFV	135,924	\$12,465,539
HQU	236,469	\$11,040,989
XEG	1,426,325	\$11,020,817

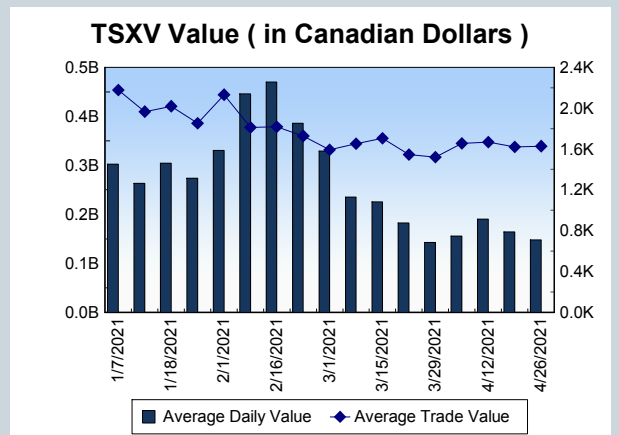
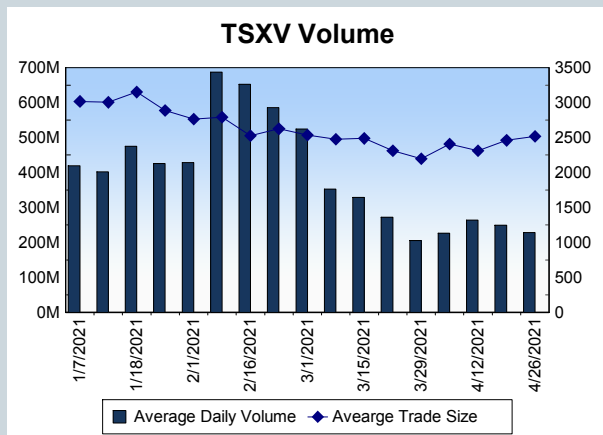
Block Trades	Non Block Trades
1,146	1,009,750

Top 5 Block Trade Brokers by Volume	
Broker	TSX Block Volume
NATIONAL BANK FINANCIAL	16,276,100
TD SECURITIES INC.	13,120,300
GOLDMAN SACHS CANADA I	12,750,500
MERRILL LYNCH CANADA LT	9,977,700
SCOTIA CAPITAL INC.	8,811,000

Top 5 Block Trade Symbols by Volume	
Symbol	TSX Block Volume
RY	7,504,700
BIR	4,400,800
BMO	2,368,100
ENB	2,091,000
K	1,906,400

TSXV	
Daily Volume	253,430,616
Daily Value	\$167,279,794
Daily Trades	97,229
Daily Symbols Traded	1,313

TSXV ANONYMOUS TRADING	
Daily Volume	117,566,177
Daily Value	\$81,478,423
Average Trade Size	3,281
% TSXV Volume	46.39%



Top 20 TSXV Symbols by Volume		
Symbol	TSXV Volume	TSXV Value
DMGI	16,170,705	\$18,031,757
DIA	7,764,929	\$576,061
ADD	6,536,772	\$1,258,222
QNC	5,061,331	\$1,602,159
PAN	4,373,600	\$131,136
NXS	3,737,400	\$187,045
CSTR	3,231,628	\$870,697
FCO	2,745,090	\$381,117
SRHI	2,710,667	\$2,418,381
HITI	2,526,097	\$1,694,348
HIVE	2,377,844	\$8,858,552
SRHI.WT	2,222,000	\$21,720
QYOU	2,203,092	\$1,004,137
AFM	2,042,708	\$1,259,183
VPT	2,036,694	\$1,035,124
EMO	1,973,002	\$699,620
BITF	1,919,085	\$11,291,899
NUG	1,863,188	\$312,614
JOR	1,857,300	\$124,735
SIC	1,828,155	\$770,420

Top 20 TSXV Symbols by Value		
Symbol	TSXV Volume	TSXV Value
DMGI	16,170,705	\$18,031,757
BITF	1,919,085	\$11,291,899
HIVE	2,377,844	\$8,858,552
SDE	829,413	\$3,695,905
TOI	38,634	\$3,575,048
EXRO	721,710	\$3,251,684
NFG	442,295	\$3,037,558
RECO	337,396	\$2,842,068
SLL	597,986	\$2,695,437
MTRX	1,497,490	\$2,535,717
SRHI	2,710,667	\$2,418,381
SHG	1,583,443	\$2,333,632
AMC	761,410	\$2,259,187
DOC	907,761	\$1,931,080
HITI	2,526,097	\$1,694,348
FD	98,180	\$1,610,392
QNC	5,061,331	\$1,602,159
FLT	1,013,084	\$1,466,605
NDA	1,457,378	\$1,442,080
PGM	1,094,242	\$1,366,940

Dark TSX/TSXV Trading			
Volume	15,838,340	Daily Trades	59,231
Value	352,477,480	Daily Symbols Traded	1,380