



May 13, 2021

For more information, email trading_sales@tsx.com
 Visit our blog at <http://exchange.tmx.com/>

Indices	May 13 Close	Previous Close	Change	% Change
S&P/TSX Composite Index	19,135.81			%
S&P/TSX 60 Index	1,147.21			%
S&P/TSX Venture Composite	908.35			%
S&P/TSX Completion Index	1,145.69			%
S&P/TSX Smallcap Index	733.52			%

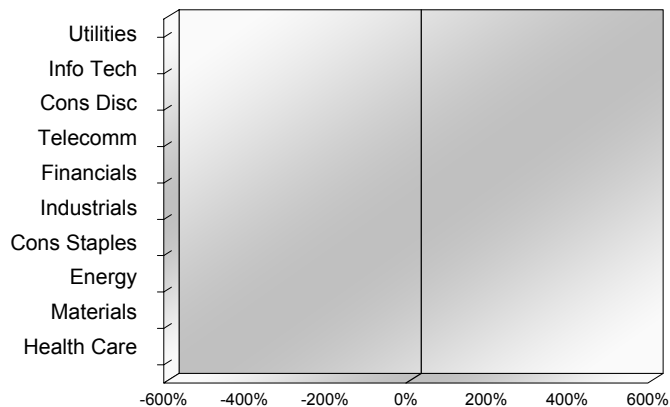
S&P/TSX Composite Index		
Advancers	Decliners	Unchanged
0	0	0

S&P/TSX Composite Index			
Top 10 Index Contributors		Top 10 Index Detractors	
Constituent	Index Contribution	Constituent	Index Contribution

S&P/TSX Composite Index			
Top 10 Advancers		Top 10 Decliners	
Constituent	Return	Constituent	Return
	%		%

S&P/TSX Composite Index				
Sector	# of Index Constituents	Weight	Market Cap (\$B)	Index Contribution
Utilities	16	%	\$125.78	
Information Technology	11	%	\$242.63	
Consumer Discretionary	13	%	\$111.27	
Communication Services	8	%	\$136.65	
Financials	27	%	\$877.08	
Industrials	30	%	\$327.73	
Consumer Staples	13	%	\$100.46	
Energy	23	%	\$348.73	
Materials	52	%	\$353.55	
Health Care	10	%	\$33.91	
S&P/TSX Composite Index	203	%	\$2,657.78	

S&P/TSX Composite Index - Sectors Returns



This report is published by TSX Inc. TSX Inc. does not guarantee either the completeness or the accuracy of this information. The information contained in this report is provided for informational purposes only and you agree not to rely upon the information contained in this report for any trading, business or financial purpose. These sheets are printed in Canada and issued by TSX Inc. under the express condition, to which everyone receiving or making use thereof assents, that no liability shall be incurred by TSX Inc. or its affiliated companies or any other vendor or donor, including, without limitation, for reliance on or for any errors or inaccuracies in this report. Neither TMX Group Limited, TSX Inc., nor any of their affiliated companies, guarantees the completeness of the information contained in this document and are not responsible for any errors or omission in or your use of, or reliance on, the information. This publication is under copyright. © 2015 TSX Inc. All rights reserved. Do not copy, distribute, sell or modify this publication without the prior written consent of TSX Inc. www.tmx.com/trading

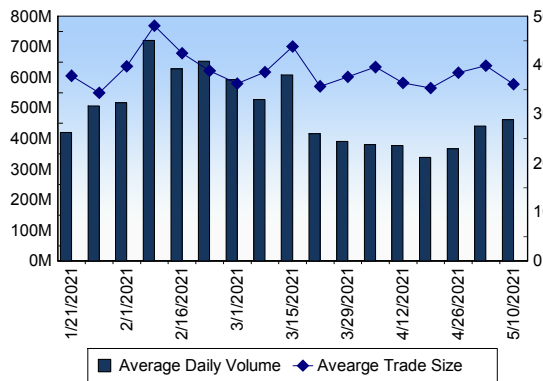
TSX

Daily Volume	431,046,905
Daily Value	\$10,447,212,196
Daily Trades	1,247,838
Daily Symbols Traded	2,110

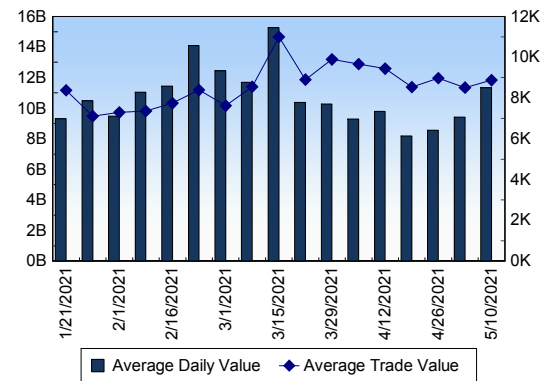
TSX ANONYMOUS TRADING

Daily Volume	177,261,592
Daily Value	\$4,397,395,105
Average Trade Size	294
% TSX Volume	41.12 %

TSX Volume



TSX Value (in Canadian Dollars)



Top 20 TSX Symbols by Volume

Symbol	TSX Volume	TSX Value
ENB	20,489,832	\$958,546,515
MFC	19,503,622	\$502,433,160
SU	7,973,813	\$220,461,219
AQN	7,143,836	\$130,950,694
CPG	6,172,009	\$29,662,199
BTCC.B	6,129,761	\$54,398,322
CVE	5,727,976	\$53,965,565
NCU	5,584,783	\$1,569,407
ZENA	4,993,901	\$585,390
TD	4,990,014	\$433,533,465
FIRE	4,762,479	\$1,421,937
BKI	4,268,509	\$2,138,362
CNQ	4,193,474	\$168,719,664
TRP	4,051,514	\$244,488,428
XIU	3,988,724	\$115,936,429
BMO	3,845,346	\$456,721,736
BTE	3,715,433	\$6,491,721
AC	3,493,113	\$86,390,489
WCP	3,362,882	\$18,279,787
MEG	3,344,173	\$22,815,100

Top 20 TSX Symbols by Value

Symbol	TSX Volume	TSX Value
ENB	20,489,832	\$958,546,515
MFC	19,503,622	\$502,433,160
BMO	3,845,346	\$456,721,736
TD	4,990,014	\$433,533,465
RY	3,051,979	\$369,560,851
TRP	4,051,514	\$244,488,428
BNS	2,895,191	\$229,076,077
SU	7,973,813	\$220,461,219
SHOP	169,500	\$218,012,972
CTC.A	828,598	\$174,820,637
CNQ	4,193,474	\$168,719,664
CM	1,089,003	\$143,123,203
CP	272,885	\$132,330,542
AQN	7,143,836	\$130,950,694
NA	1,348,554	\$122,889,278
PPL	3,180,329	\$121,033,318
XIU	3,988,724	\$115,936,429
BCE	1,951,615	\$115,345,414
CNR	846,360	\$114,644,564
BAM.A	1,705,061	\$94,281,501

ETF Trading

Daily Volume	42,418,283	Average Trade Value	\$7,630
Daily Value	\$868,388,749	Average Trade Size	373
# Trades	113,818	# of ETFs Traded	801

Top 10 ETFs by TSX Volume

Symbol	Market Volume	Market Value
BTCC.B	6,129,761	\$54,398,322
XIU	3,988,724	\$115,936,429
BTCC	2,329,225	\$23,542,209
BTCC.U	2,216,320	\$20,534,524
ETHX.B	1,716,910	\$29,030,298
HSD	1,217,355	\$10,762,863
XEG	1,211,047	\$9,671,810
XSP	1,016,133	\$45,002,325
ZSP	963,508	\$52,850,342
HND	876,862	\$6,921,809

Top 10 ETFs by TSX Value

Symbol	Market Volume	Market Value
XIU	3,988,724	\$115,936,429
BTCC.B	6,129,761	\$54,398,322
ZSP	963,508	\$52,850,342
XSP	1,016,133	\$45,002,325
ETHX.B	1,716,910	\$29,030,298
ZEB	793,300	\$27,683,884
BTCC	2,329,225	\$23,542,209
BTCC.U	2,216,320	\$20,534,524
VFV	218,371	\$19,373,003
HXT	388,656	\$17,310,908

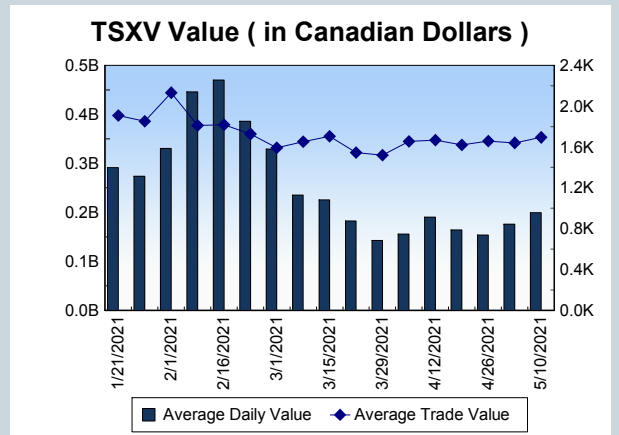
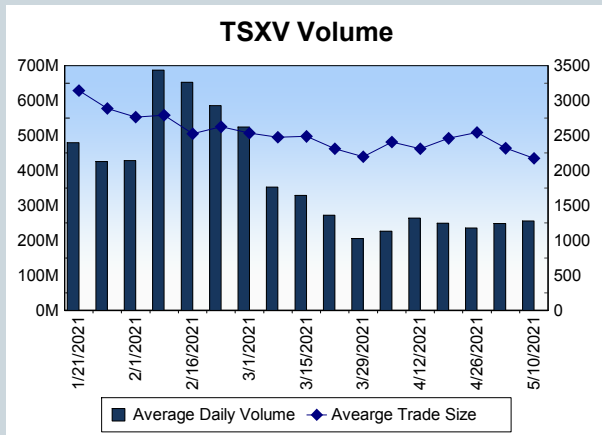
Block Trades	Non Block Trades
910	1,246,928

Top 5 Block Trade Brokers by Volume	
Broker	TSX Block Volume
RBC CAPITAL MARKETS	16,824,600
BMO NESBITT BURNS INC.	12,588,000
TD SECURITIES INC.	11,996,900
SCOTIA CAPITAL INC.	10,000,500
MORGAN STANLEY CANADA	8,065,300

Top 5 Block Trade Symbols by Volume	
Symbol	TSX Block Volume
MFC	15,932,300
ENB	14,831,700
AQN	4,286,900
SU	2,617,100
TRP	2,567,200

TSXV	
Daily Volume	233,617,262
Daily Value	\$211,702,273
Daily Trades	124,500
Daily Symbols Traded	1,277

TSXV ANONYMOUS TRADING	
Daily Volume	108,940,369
Daily Value	\$101,430,577
Average Trade Size	2,515
% TSXV Volume	46.63%



Top 20 TSXV Symbols by Volume		
Symbol	TSXV Volume	TSXV Value
HIVE	7,755,133	\$24,633,943
DEFN	6,558,440	\$2,071,350
CSTR	5,909,430	\$1,137,154
LITT	5,500,827	\$229,245
AFM	4,233,703	\$3,005,895
DGHI	4,180,509	\$6,898,622
DMGI	3,878,388	\$3,512,309
SEV	3,683,573	\$92,310
BITF	3,488,236	\$21,464,426
FIL	3,438,627	\$23,682,014
ENDR	3,044,305	\$590,056
SUGR.WT	2,912,036	\$55,818
SHG	2,516,154	\$3,887,900
EMO	2,448,281	\$1,396,693
AEC	2,441,573	\$271,858
SRI	2,401,897	\$212,742
PGM	2,163,952	\$3,225,910
VPT	1,985,765	\$891,237
VLJ	1,973,417	\$248,512
NDA	1,963,963	\$1,354,973

Top 20 TSXV Symbols by Value		
Symbol	TSXV Volume	TSXV Value
HIVE	7,755,133	\$24,633,943
FIL	3,438,627	\$23,682,014
BITF	3,488,236	\$21,464,426
DGHI	4,180,509	\$6,898,622
NFG	724,869	\$6,288,060
RECO	659,048	\$5,935,549
TOI	64,780	\$5,751,150
SHG	2,516,154	\$3,887,900
DMGI	3,878,388	\$3,512,309
PGM	2,163,952	\$3,225,910
AFM	4,233,703	\$3,005,895
VZLA	1,081,650	\$2,468,018
GTT	709,705	\$2,299,444
DEFN	6,558,440	\$2,071,350
HITI	216,464	\$2,029,747
FD	137,011	\$1,910,145
NLC	853,996	\$1,719,371
DOC	889,397	\$1,704,857
EMO	2,448,281	\$1,396,693
SLL	389,905	\$1,375,676

Dark TSX/TSXV Trading			
Volume	17,453,710	Daily Trades	71,097
Value	476,434,004	Daily Symbols Traded	1,433