



May 17, 2021

For more information, email trading_sales@tsx.com
 Visit our blog at <http://exchange.tmx.com/>

Indices	May 17 Close	Previous Close	Change	% Change
S&P/TSX Composite Index	19,474.65			%
S&P/TSX 60 Index	1,166.50			%
S&P/TSX Venture Composite	942.97			%
S&P/TSX Completion Index	1,169.78			%
S&P/TSX Smallcap Index	760.70			%

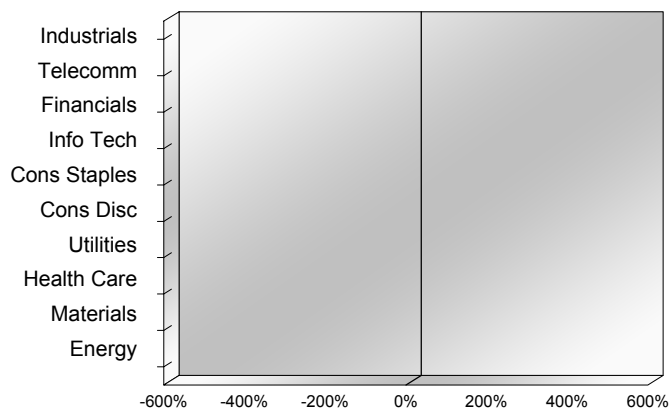
S&P/TSX Composite Index		
Advancers	Decliners	Unchanged
0	0	0

S&P/TSX Composite Index			
Top 10 Index Contributors		Top 10 Index Detractors	
Constituent	Index Contribution	Constituent	Index Contribution

S&P/TSX Composite Index			
Top 10 Advancers		Top 10 Decliners	
Constituent	Return	Constituent	Return
	%		%

S&P/TSX Composite Index				
Sector	# of Index Constituents	Weight	Market Cap (\$B)	Index Contribution
Industrials	30	%	\$324.22	
Communication Services	8	%	\$136.78	
Financials	27	%	\$891.50	
Information Technology	11	%	\$247.98	
Consumer Staples	13	%	\$101.53	
Consumer Discretionary	13	%	\$111.97	
Utilities	16	%	\$126.23	
Health Care	10	%	\$35.42	
Materials	52	%	\$369.73	
Energy	23	%	\$360.00	
S&P/TSX Composite Index	203	%	\$2,705.37	

S&P/TSX Composite Index - Sectors Returns



This report is published by TSX Inc. TSX Inc. does not guarantee either the completeness or the accuracy of this information. The information contained in this report is provided for informational purposes only and you agree not to rely upon the information contained in this report for any trading, business or financial purpose. These sheets are printed in Canada and issued by TSX Inc. under the express condition, to which everyone receiving or making use thereof assents, that no liability shall be incurred by TSX Inc. or its affiliated companies or any other vendor or donor, including, without limitation, for reliance on or for any errors or inaccuracies in this report. Neither TMX Group Limited, TSX Inc., nor any of their affiliated companies, guarantees the completeness of the information contained in this document and are not responsible for any errors or omission in or your use of, or reliance on, the information. This publication is under copyright. © 2015 TSX Inc. All rights reserved. Do not copy, distribute, sell or modify this publication without the prior written consent of TSX Inc. www.tmx.com/trading

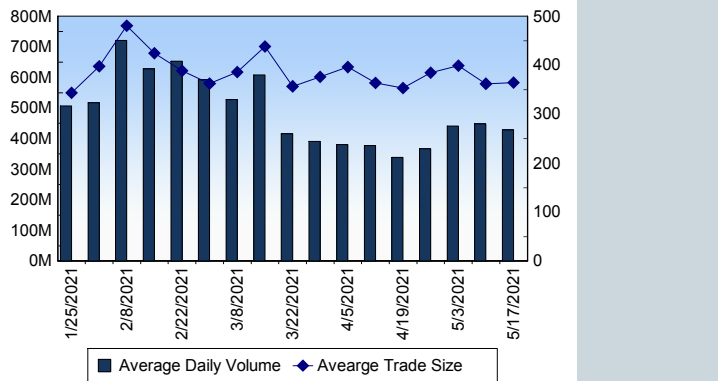
TSX

Daily Volume	428,734,856
Daily Value	\$9,776,492,003
Daily Trades	1,176,299
Daily Symbols Traded	2,074

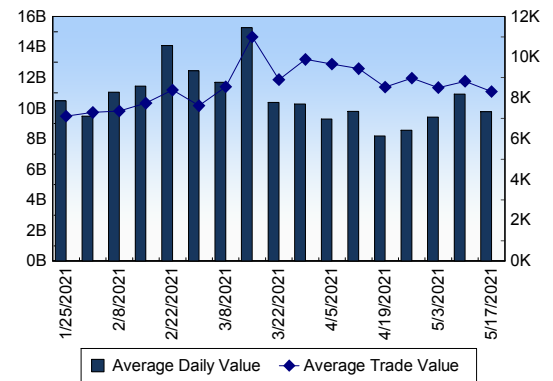
TSX ANONYMOUS TRADING

Daily Volume	176,593,293
Daily Value	\$4,151,186,505
Average Trade Size	324
% TSX Volume	41.19 %

TSX Volume



TSX Value (in Canadian Dollars)



Top 20 TSX Symbols by Volume

Symbol	TSX Volume	TSX Value
ENB	17,069,278	\$799,159,373
CVE	8,701,254	\$86,411,226
CNQ	7,754,388	\$327,103,501
MFC	7,670,436	\$197,054,526
SU	7,544,751	\$217,401,542
ABX	6,302,799	\$189,276,990
BCE	5,861,722	\$346,885,770
MEG	5,331,959	\$40,418,620
K	5,250,463	\$51,858,771
BTO	5,191,862	\$33,096,370
ZENA	5,059,057	\$604,060
CPG	4,862,730	\$24,244,973
BTE	4,826,507	\$8,578,260
SLF	4,721,182	\$310,677,526
LUN	4,609,605	\$62,776,173
BTCC.B	4,459,916	\$35,318,625
WCP	4,340,423	\$25,381,857
T	4,203,586	\$110,964,271
ARX	4,096,100	\$38,094,208
ROXG	3,791,548	\$8,383,248

Top 20 TSX Symbols by Value

Symbol	TSX Volume	TSX Value
ENB	17,069,278	\$799,159,373
BCE	5,861,722	\$346,885,770
CNQ	7,754,388	\$327,103,501
TD	3,577,302	\$315,373,272
SLF	4,721,182	\$310,677,526
CNR	2,196,556	\$285,469,850
RY	2,046,009	\$249,766,748
SU	7,544,751	\$217,401,542
MFC	7,670,436	\$197,054,526
FTS	3,507,389	\$192,098,172
ABX	6,302,799	\$189,276,990
BMO	1,497,221	\$181,406,841
BNS	2,085,463	\$166,709,730
TRP	2,657,178	\$162,745,711
CP	1,428,977	\$135,854,026
BAM.A	2,247,968	\$132,291,234
PPL	3,263,735	\$127,837,883
CM	925,350	\$123,061,316
SHOP	88,701	\$117,199,589
T	4,203,586	\$110,964,271

ETF Trading

Daily Volume	38,522,531	Average Trade Value	\$6,750
Daily Value	\$700,492,651	Average Trade Size	371
# Trades	103,775	# of ETFs Traded	786

Top 10 ETFs by TSX Volume

Symbol	Market Volume	Market Value
BTCC.B	4,459,916	\$35,318,625
XIU	3,545,734	\$104,408,358
BTCC.U	2,244,694	\$18,623,816
HND	2,163,981	\$15,207,302
XEG	1,493,688	\$12,399,941
ETHX.B	1,440,188	\$21,497,894
BTCC	1,281,898	\$11,704,496
HNU	928,005	\$7,902,180
ETHX.U	896,291	\$13,951,666
XGD	879,038	\$18,328,736

Top 10 ETFs by TSX Value

Symbol	Market Volume	Market Value
XIU	3,545,734	\$104,408,358
ZSP	845,158	\$46,622,730
BTCC.B	4,459,916	\$35,318,625
ETHX.B	1,440,188	\$21,497,894
XSP	420,228	\$18,825,412
BTCC.U	2,244,694	\$18,623,816
XGD	879,038	\$18,328,736
HND	2,163,981	\$15,207,302
ZEB	419,567	\$14,833,955
ETHX.U	896,291	\$13,951,666

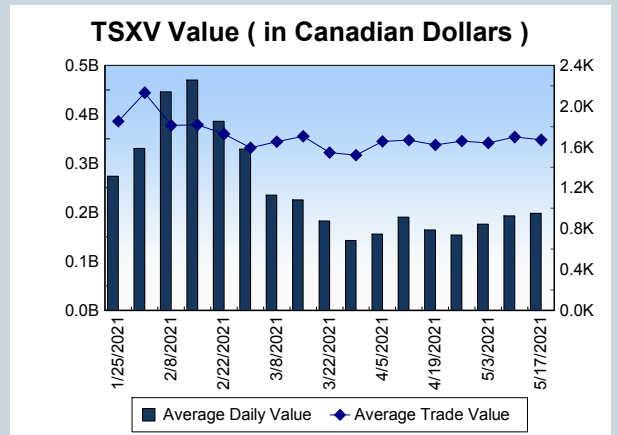
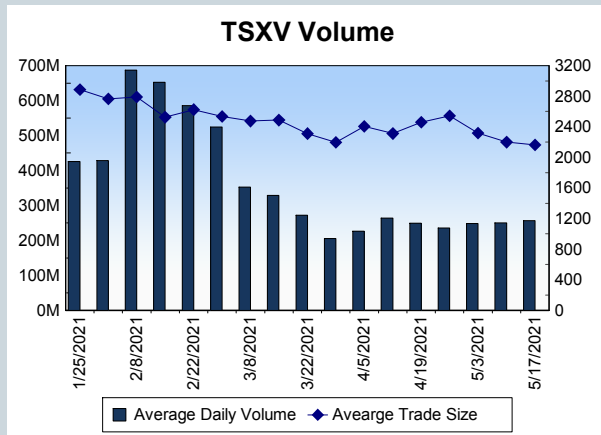
Block Trades	Non Block Trades
1,036	1,175,263

Top 5 Block Trade Brokers by Volume	
Broker	TSX Block Volume
GOLDMAN SACHS CANADA I	37,134,000
SCOTIA CAPITAL INC.	33,379,300
TD SECURITIES INC.	16,865,300
NATIONAL BANK FINANCIAL	13,016,500
RBC CAPITAL MARKETS	12,251,400

Top 5 Block Trade Symbols by Volume	
Symbol	TSX Block Volume
ENB	13,605,400
CNQ	5,199,800
MFC	4,710,400
BCE	4,613,900
CVE	4,093,900

TSXV	
Daily Volume	256,172,585
Daily Value	\$197,738,358
Daily Trades	118,482
Daily Symbols Traded	1,301

TSXV ANONYMOUS TRADING	
Daily Volume	119,422,620
Daily Value	\$100,211,870
Average Trade Size	2,665
% TSXV Volume	46.62%



Top 20 TSXV Symbols by Volume		
Symbol	TSXV Volume	TSXV Value
LITT	7,062,941	\$247,495
VISN	5,417,090	\$344,732
HIVE	4,458,593	\$13,893,227
BITF	3,503,115	\$21,112,938
RTH	3,355,000	\$107,435
SOIL	3,227,919	\$478,695
DMGI	3,035,608	\$2,795,962
CSTR	2,691,577	\$561,938
ENDR	2,412,566	\$577,628
ROE	2,401,708	\$887,036
AEC	2,378,522	\$286,463
PGM	2,239,249	\$3,593,881
EMO	2,210,367	\$1,410,010
FIL	2,160,791	\$18,791,312
N	2,074,108	\$463,710
ABRA	2,041,635	\$1,484,377
DBG	1,903,319	\$1,386,818
VEIN	1,869,181	\$162,764
UGD	1,805,347	\$352,507
AFM	1,786,136	\$1,366,085

Top 20 TSXV Symbols by Value		
Symbol	TSXV Volume	TSXV Value
BITF	3,503,115	\$21,112,938
FIL	2,160,791	\$18,791,312
HIVE	4,458,593	\$13,893,227
RECO	571,027	\$4,956,351
DGHI	1,716,253	\$4,210,848
PGM	2,239,249	\$3,593,881
STE	946,523	\$3,142,911
ARTG	479,402	\$3,053,131
TOI	33,392	\$2,971,458
DMGI	3,035,608	\$2,795,962
VZLA	1,035,587	\$2,738,204
NFG	301,457	\$2,664,821
GMG	1,195,655	\$2,409,445
HITI	225,856	\$2,338,095
DOC	1,178,823	\$2,198,250
GLDX	583,368	\$2,176,261
DSV	781,764	\$1,786,493
BNCH	1,102,076	\$1,696,453
OCO	480,060	\$1,690,461
ABRA	2,041,635	\$1,484,377

Dark TSX/TSXV Trading			
Volume	19,081,000	Daily Trades	73,556
Value	440,472,542	Daily Symbols Traded	1,398