



May 19, 2021

For more information, email trading_sales@tsx.com
 Visit our blog at <http://exchange.tmx.com/>

Indices	May 19 Close	Previous Close	Change	% Change
S&P/TSX Composite Index	19,417.03			%
S&P/TSX 60 Index	1,162.69			%
S&P/TSX Venture Composite	936.61			%
S&P/TSX Completion Index	1,167.62			%
S&P/TSX Smallcap Index	755.32			%

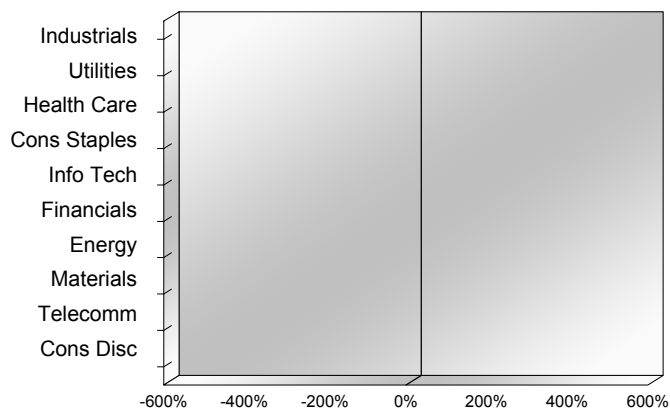
S&P/TSX Composite Index		
Advancers	Decliners	Unchanged
0	0	0

S&P/TSX Composite Index			
Top 10 Index Contributors		Top 10 Index Detractors	
Constituent	Index Contribution	Constituent	Index Contribution

S&P/TSX Composite Index			
Top 10 Advancers		Top 10 Decliners	
Constituent	Return	Constituent	Return
	%		%

S&P/TSX Composite Index				
Sector	# of Index Constituents	Weight	Market Cap (\$B)	Index Contribution
Industrials	30	%	\$323.12	
Utilities	16	%	\$128.43	
Health Care	10	%	\$35.92	
Consumer Staples	13	%	\$102.29	
Information Technology	11	%	\$259.23	
Financials	27	%	\$888.68	
Energy	23	%	\$349.86	
Materials	52	%	\$361.45	
Communication Services	8	%	\$136.89	
Consumer Discretionary	13	%	\$111.12	
S&P/TSX Composite Index	203	%	\$2,696.99	

S&P/TSX Composite Index - Sectors Returns



This report is published by TSX Inc. TSX Inc. does not guarantee either the completeness or the accuracy of this information. The information contained in this report is provided for informational purposes only and you agree not to rely upon the information contained in this report for any trading, business or financial purpose. These sheets are printed in Canada and issued by TSX Inc. under the express condition, to which everyone receiving or making use thereof assents, that no liability shall be incurred by TSX Inc. or its affiliated companies or any other vendor or donor, including, without limitation, for reliance on or for any errors or inaccuracies in this report. Neither TMX Group Limited, TSX Inc., nor any of their affiliated companies, guarantees the completeness of the information contained in this document and are not responsible for any errors or omission in or your use of, or reliance on, the information. This publication is under copyright. © 2015 TSX Inc. All rights reserved. Do not copy, distribute, sell or modify this publication without the prior written consent of TSX Inc. www.tmx.com/trading

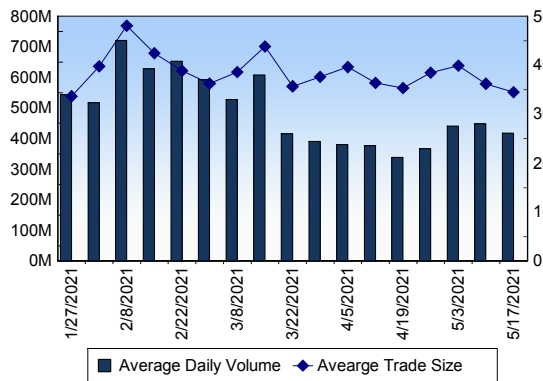
TSX

Daily Volume	452,844,509
Daily Value	\$12,043,213,818
Daily Trades	1,369,383
Daily Symbols Traded	2,096

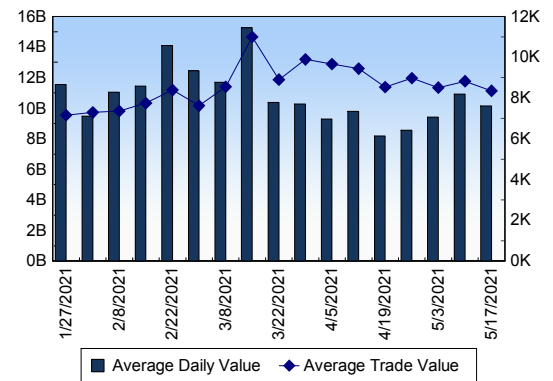
TSX ANONYMOUS TRADING

Daily Volume	198,972,001
Daily Value	\$5,362,707,151
Average Trade Size	306
% TSX Volume	43.94 %

TSX Volume



TSX Value (in Canadian Dollars)



Top 20 TSX Symbols by Volume

Symbol	TSX Volume	TSX Value
ENB	26,781,598	\$1,234,780,094
MFC	16,720,501	\$416,545,245
CVE	13,130,269	\$125,775,400
CNQ	8,298,376	\$334,238,230
SU	6,427,060	\$178,989,223
BCE	6,331,072	\$375,738,651
BTCC.B	5,833,790	\$39,003,782
IMO	5,532,346	\$211,816,371
SLF	5,436,642	\$354,056,435
K	5,432,537	\$53,217,718
ABX	4,943,824	\$149,141,263
CS	4,753,992	\$27,065,322
TECK.B	4,422,879	\$127,926,254
ETHX.B	4,254,844	\$49,563,671
BTCC.U	3,903,329	\$27,563,255
WEF	3,712,768	\$7,558,476
TD	3,675,365	\$322,032,109
BTE	3,613,894	\$6,041,679
BTO	3,487,981	\$22,204,926
BTCC	3,306,612	\$25,452,110

Top 20 TSX Symbols by Value

Symbol	TSX Volume	TSX Value
ENB	26,781,598	\$1,234,780,094
MFC	16,720,501	\$416,545,245
RY	3,255,539	\$399,391,288
BCE	6,331,072	\$375,738,651
SLF	5,436,642	\$354,056,435
CNQ	8,298,376	\$334,238,230
TD	3,675,365	\$322,032,109
CNR	2,342,201	\$302,232,559
SHOP	216,398	\$301,813,959
BNS	3,296,292	\$260,685,410
BMO	1,886,064	\$229,605,642
IMO	5,532,346	\$211,816,371
CM	1,377,452	\$184,068,599
BAM.A	3,061,197	\$179,871,478
NA	1,938,632	\$179,132,290
SU	6,427,060	\$178,989,223
TRP	2,634,660	\$158,427,799
CP	1,604,153	\$150,642,932
ABX	4,943,824	\$149,141,263
TECK.B	4,422,879	\$127,926,254

ETF Trading

Daily Volume	53,171,069	Average Trade Value	\$6,282
Daily Value	\$918,065,947	Average Trade Size	364
# Trades	146,131	# of ETFs Traded	816

Top 10 ETFs by TSX Volume

Symbol	Market Volume	Market Value
BTCC.B	5,833,790	\$39,003,782
ETHX.B	4,254,844	\$49,563,671
BTCC.U	3,903,329	\$27,563,255
BTCC	3,306,612	\$25,452,110
XIU	2,988,778	\$87,693,839
XEG	1,861,338	\$15,028,004
BTCX.B	1,502,026	\$10,229,496
XGD	1,396,750	\$29,277,010
HOD	1,149,283	\$4,555,636
ETHX.U	991,858	\$11,532,374

Top 10 ETFs by TSX Value

Symbol	Market Volume	Market Value
XIU	2,988,778	\$87,693,839
ETHX.B	4,254,844	\$49,563,671
XSP	927,765	\$40,885,939
BTCC.B	5,833,790	\$39,003,782
ZEB	978,742	\$34,587,551
XGD	1,396,750	\$29,277,010
BTCC.U	3,903,329	\$27,563,255
BTCC	3,306,612	\$25,452,110
ZQQ	265,459	\$25,210,861
VFV	270,514	\$23,775,748

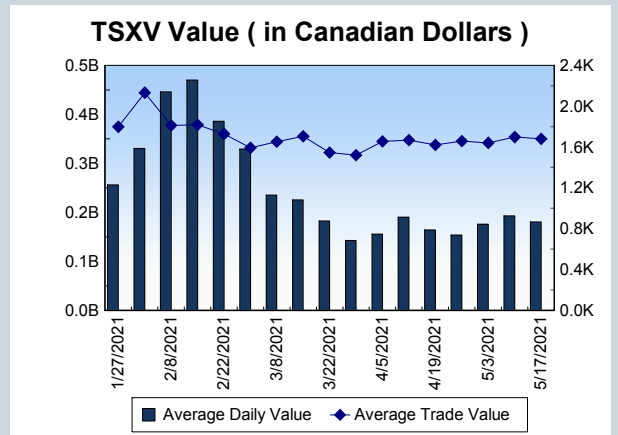
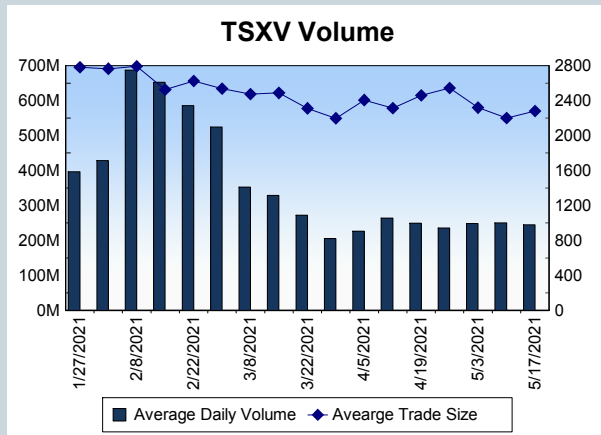
Block Trades	Non Block Trades
923	1,368,460

Top 5 Block Trade Brokers by Volume	
Broker	TSX Block Volume
GOLDMAN SACHS CANADA I	30,847,200
SCOTIA CAPITAL INC.	22,696,900
BMO NESBITT BURNS INC.	20,738,400
RBC CAPITAL MARKETS	13,348,480
TD SECURITIES INC.	11,654,300

Top 5 Block Trade Symbols by Volume	
Symbol	TSX Block Volume
ENB	21,886,100
MFC	11,647,800
CVE	7,473,400
CNQ	4,640,300
SLF	4,185,800

TSXV	
Daily Volume	245,905,545
Daily Value	\$190,010,024
Daily Trades	111,392
Daily Symbols Traded	1,283

TSXV ANONYMOUS TRADING	
Daily Volume	116,694,748
Daily Value	\$92,261,541
Average Trade Size	2,905
% TSXV Volume	47.46%



Top 20 TSXV Symbols by Volume		
Symbol	TSXV Volume	TSXV Value
HIVE	8,566,214	\$23,842,599
DMGI	4,513,364	\$3,897,964
CSTR	4,340,201	\$923,056
BITF	3,584,469	\$17,610,658
VISN	3,357,722	\$211,267
EGT	2,893,203	\$889,134
EMO	2,880,082	\$1,868,580
LHI	2,620,000	\$116,970
LITT	2,491,653	\$87,321
ABRA	2,463,721	\$1,740,589
SEV	2,314,381	\$57,943
NDA	2,266,827	\$1,439,524
SHG	2,240,721	\$3,224,819
MGM	2,191,320	\$775,297
NHHH	1,962,575	\$449,463
LAB	1,834,251	\$1,635,243
HULK	1,812,833	\$350,423
DMR	1,779,010	\$146,966
DBG	1,701,625	\$1,027,201
IVI	1,650,114	\$96,569

Top 20 TSXV Symbols by Value		
Symbol	TSXV Volume	TSXV Value
HIVE	8,566,214	\$23,842,599
BITF	3,584,469	\$17,610,658
RECO	788,467	\$6,170,435
HITI	614,469	\$5,633,162
AMC	1,297,200	\$5,530,786
TOI	64,700	\$5,372,907
FIL	463,477	\$4,222,476
DMGI	4,513,364	\$3,897,964
SHG	2,240,721	\$3,224,819
DGHI	1,159,945	\$2,767,611
VZLA	831,427	\$2,163,513
STE	617,235	\$2,130,105
GMG	1,003,912	\$2,017,061
EMO	2,880,082	\$1,868,580
NFG	205,867	\$1,848,500
NOU	121,755	\$1,843,866
ABRA	2,463,721	\$1,740,589
TBRD	359,508	\$1,710,474
LAB	1,834,251	\$1,635,243
NDA	2,266,827	\$1,439,524

Dark TSX/TSXV Trading			
Volume	21,305,740	Daily Trades	81,754
Value	565,637,659	Daily Symbols Traded	1,420