



May 21, 2021

For more information, email trading_sales@tsx.com
 Visit our blog at <http://exchange.tmx.com/>

Indices	May 21 Close	Previous Close	Change	% Change
S&P/TSX Composite Index	19,527.30			%
S&P/TSX 60 Index	1,169.48			%
S&P/TSX Venture Composite	957.22			%
S&P/TSX Completion Index	1,173.56			%
S&P/TSX Smallcap Index	759.24			%

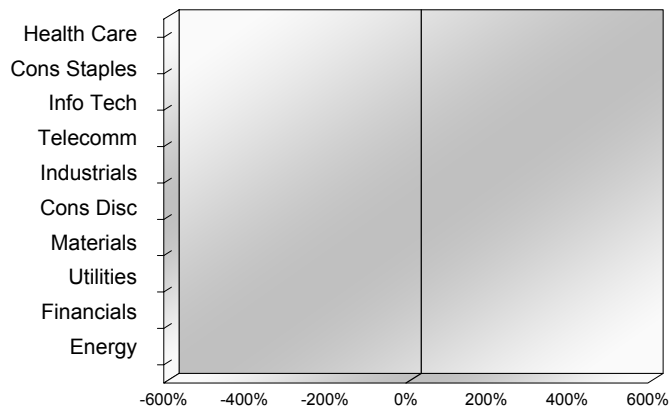
S&P/TSX Composite Index		
Advancers	Decliners	Unchanged
0	0	0

S&P/TSX Composite Index			
Top 10 Index Contributors		Top 10 Index Detractors	
Constituent	Index Contribution	Constituent	Index Contribution

S&P/TSX Composite Index			
Top 10 Advancers		Top 10 Decliners	
Constituent	Return	Constituent	Return
	%		%

S&P/TSX Composite Index				
Sector	# of Index Constituents	Weight	Market Cap (\$B)	Index Contribution
Health Care	10	%	\$36.35	
Consumer Staples	13	%	\$102.75	
Information Technology	11	%	\$267.61	
Communication Services	8	%	\$137.76	
Industrials	30	%	\$323.75	
Consumer Discretionary	13	%	\$111.62	
Materials	52	%	\$361.17	
Utilities	16	%	\$128.88	
Financials	27	%	\$892.69	
Energy	23	%	\$350.62	
S&P/TSX Composite Index	203	%	\$2,713.19	

S&P/TSX Composite Index - Sectors Returns



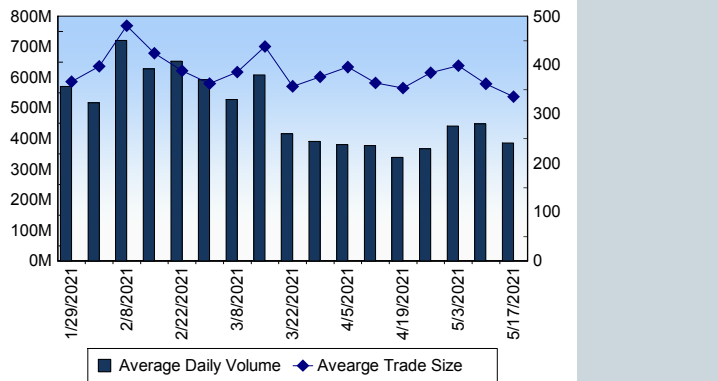
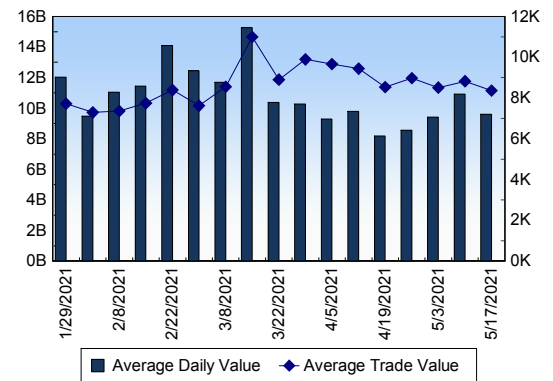
This report is published by TSX Inc. TSX Inc. does not guarantee either the completeness or the accuracy of this information. The information contained in this report is provided for informational purposes only and you agree not to rely upon the information contained in this report for any trading, business or financial purpose. These sheets are printed in Canada and issued by TSX Inc. under the express condition, to which everyone receiving or making use thereof assents, that no liability shall be incurred by TSX Inc. or its affiliated companies or any other vendor or donor, including, without limitation, for reliance on or for any errors or inaccuracies in this report. Neither TMX Group Limited, TSX Inc., nor any of their affiliated companies, guarantees the completeness of the information contained in this document and are not responsible for any errors or omission in or your use of, or reliance on, the information. This publication is under copyright. © 2015 TSX Inc. All rights reserved. Do not copy, distribute, sell or modify this publication without the prior written consent of TSX Inc. www.tmx.com/trading

TSX

Daily Volume	319,293,618
Daily Value	\$8,102,694,277
Daily Trades	1,041,697
Daily Symbols Traded	2,056

TSX ANONYMOUS TRADING

Daily Volume	137,268,552
Daily Value	\$3,894,071,363
Average Trade Size	279
% TSX Volume	42.99 %

TSX Volume**TSX Value (in Canadian Dollars)****Top 20 TSX Symbols by Volume**

Symbol	TSX Volume	TSX Value
MFC	10,322,461	\$257,709,460
SLF	8,478,258	\$552,393,609
NVA	5,318,286	\$14,554,362
SU	4,865,339	\$136,254,455
BTCC.B	4,320,102	\$29,285,490
CS	3,343,912	\$18,130,151
CVE	3,262,589	\$30,894,062
CNQ	3,208,993	\$128,599,387
TV	3,165,317	\$823,947
TD	3,098,663	\$273,306,672
ENB	3,086,072	\$143,736,952
ABX	3,025,500	\$90,182,724
XIU	2,887,346	\$85,227,792
T	2,737,635	\$73,274,500
TGOD	2,736,106	\$951,986
CPG	2,727,893	\$13,163,925
CNR	2,704,529	\$341,979,239
K	2,694,603	\$26,123,651
BCE	2,518,468	\$150,733,901
NCU	2,500,468	\$666,152

Top 20 TSX Symbols by Value

Symbol	TSX Volume	TSX Value
SLF	8,478,258	\$552,393,609
CNR	2,704,529	\$341,979,239
RY	2,239,116	\$276,390,017
TD	3,098,663	\$273,306,672
MFC	10,322,461	\$257,709,460
SHOP	168,616	\$249,647,365
BMO	1,748,985	\$216,846,442
BNS	2,398,809	\$189,781,427
CM	1,388,398	\$187,883,413
CP	1,601,399	\$156,982,350
BCE	2,518,468	\$150,733,901
ENB	3,086,072	\$143,736,952
SU	4,865,339	\$136,254,455
NA	1,378,084	\$128,933,573
CNQ	3,208,993	\$128,599,387
LSPD	1,479,782	\$124,029,063
BAM.A	1,975,161	\$116,526,671
TRP	1,575,959	\$95,531,431
ABX	3,025,500	\$90,182,724
XIU	2,887,346	\$85,227,792

ETF Trading

Daily Volume	33,673,339	Average Trade Value	\$6,546
Daily Value	\$597,915,218	Average Trade Size	369
# Trades	91,343	# of ETFs Traded	765

Top 10 ETFs by TSX Volume

Symbol	Market Volume	Market Value
BTCC.B	4,320,102	\$29,285,490
XIU	2,887,346	\$85,227,792
BTCC	2,492,058	\$19,592,746
BTCC.U	1,997,349	\$14,254,167
ETHX.B	1,717,700	\$19,044,590
ZEB	1,311,667	\$46,852,965
XEG	1,124,856	\$9,054,221
HOD	815,077	\$3,162,005
BTCX.B	808,675	\$5,596,709
XIC	636,748	\$19,866,638

Top 10 ETFs by TSX Value

Symbol	Market Volume	Market Value
XIU	2,887,346	\$85,227,792
ZEB	1,311,667	\$46,852,965
BTCC.B	4,320,102	\$29,285,490
XIC	636,748	\$19,866,638
BTCC	2,492,058	\$19,592,746
ETHX.B	1,717,700	\$19,044,590
XSP	331,978	\$14,917,630
BTCC.U	1,997,349	\$14,254,167
VFV	130,063	\$11,620,785
HQU	263,479	\$11,424,835

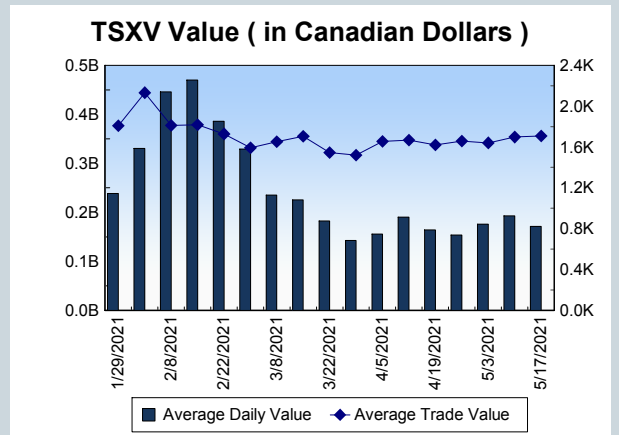
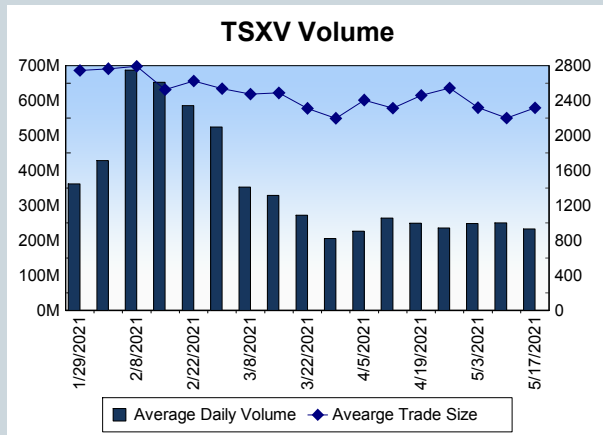
Block Trades	Non Block Trades
734	1,040,963

Top 5 Block Trade Brokers by Volume	
Broker	TSX Block Volume
TD SECURITIES INC.	11,874,300
NATIONAL BANK FINANCIAL	7,826,600
BMO NESBITT BURNS INC.	7,095,800
RBC CAPITAL MARKETS	6,619,200
SCOTIA CAPITAL INC.	6,427,900

Top 5 Block Trade Symbols by Volume	
Symbol	TSX Block Volume
SLF	7,439,700
MFC	6,945,500
NVA	3,675,200
SU	1,601,200
ENB	1,152,200

TSXV	
Daily Volume	210,636,111
Daily Value	\$162,120,517
Daily Trades	90,068
Daily Symbols Traded	1,274

TSXV ANONYMOUS TRADING	
Daily Volume	94,331,717
Daily Value	\$82,104,935
Average Trade Size	2,761
% TSXV Volume	44.78%



Top 20 TSXV Symbols by Volume		
Symbol	TSXV Volume	TSXV Value
HIVE	4,459,042	\$12,891,422
IHC	3,903,191	\$1,313,491
AVX	3,272,527	\$159,253
APM	3,020,725	\$3,779,166
NUG	2,748,825	\$357,352
FRE	2,476,000	\$81,305
LAB	2,280,931	\$2,417,850
DMGI	2,205,365	\$2,011,192
EMO	1,959,440	\$1,441,006
BITF	1,945,756	\$9,936,237
LITT	1,900,199	\$67,137
CSTR	1,893,706	\$427,356
MSP	1,884,425	\$445,500
BES	1,873,580	\$978,243
DSM	1,764,278	\$392,327
DM	1,586,710	\$409,023
DBG	1,563,270	\$1,145,623
ABRA	1,531,347	\$1,002,272
VISN	1,437,000	\$86,215
SJL	1,327,896	\$191,552

Top 20 TSXV Symbols by Value		
Symbol	TSXV Volume	TSXV Value
HIVE	4,459,042	\$12,891,422
BITF	1,945,756	\$9,936,237
NFG	579,393	\$5,840,880
AMC	1,232,937	\$5,738,106
TOI	53,019	\$4,214,080
FIL	432,533	\$4,141,301
RECO	452,479	\$3,862,242
APM	3,020,725	\$3,779,166
STE	856,591	\$3,262,535
GMG	1,020,746	\$2,983,050
NOU	155,740	\$2,872,862
LAB	2,280,931	\$2,417,850
DGHI	887,248	\$2,379,993
NLC	852,811	\$2,126,666
DMGI	2,205,365	\$2,011,192
HITI	198,508	\$1,795,177
FOM	730,169	\$1,559,521
EMO	1,959,440	\$1,441,006
STC	416,787	\$1,418,431
IHC	3,903,191	\$1,313,491

Dark TSX/TSXV Trading			
Volume	16,748,340	Daily Trades	71,387
Value	469,005,540	Daily Symbols Traded	1,401